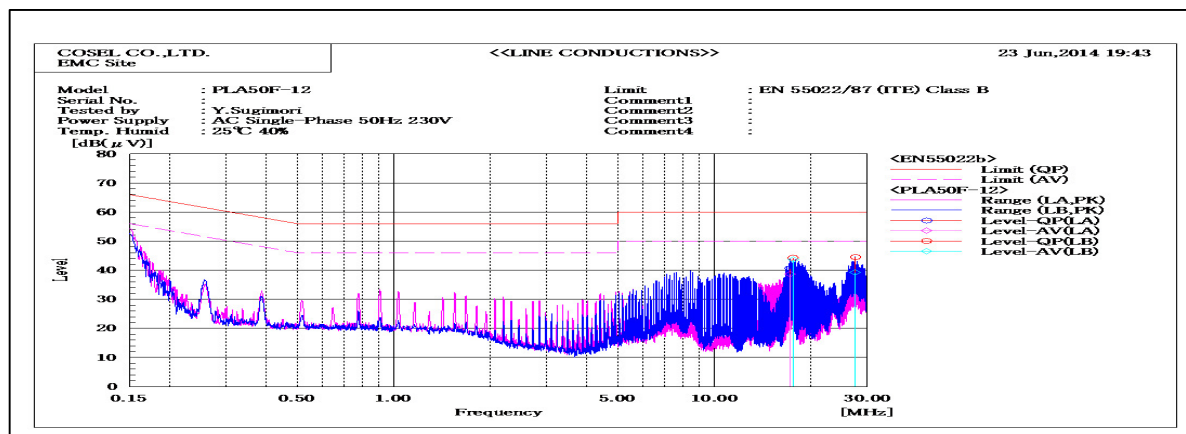
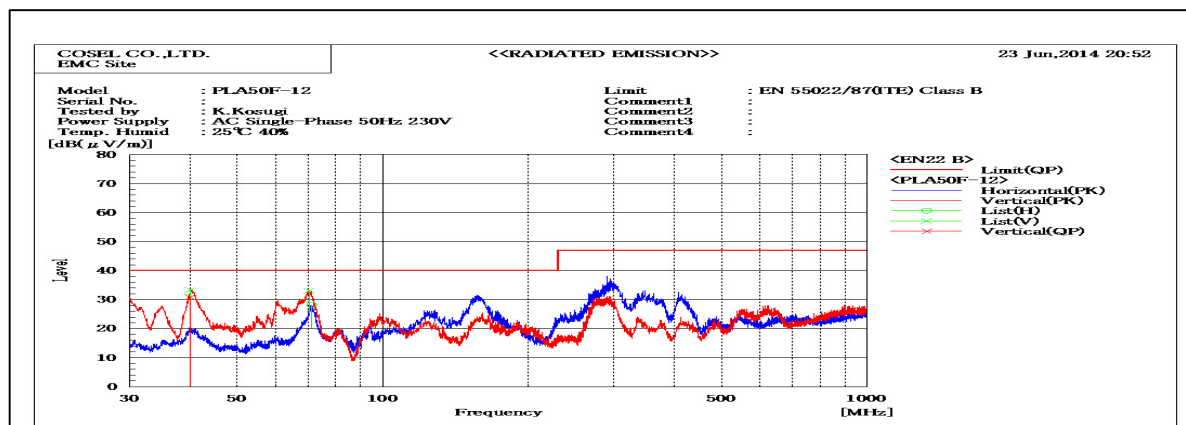




DATA SHEET		Date	02-Jul-14
Model	PLA50F-12	Temp.	25 degreeC
Test	EMI Line conduction & Radiated emission	Humid.	40 %RH
		Tested by	Y.Sugimori



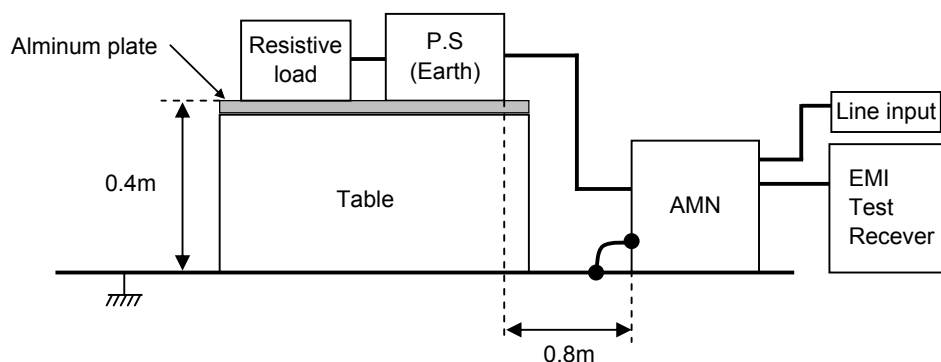
Frequency MHz	Line Phase	Reading dB(μV)		Factor dB	Level dB(μV)		Limit dB(μV)		Margin dB		Pass/ Fail	Remark
		QP	AV		QP	AV	QP	AV	QP	AV		
17.59585	LB	33.4	32.8	10.9	44.3	43.7	60	50	15.7	6.3	Pass	
17.20515	LA	29.7	27.6	11	40.7	38.6	60	50	19.3	11.4	Pass	
27.554	LB	31.5	26.3	13	44.5	39.3	60	50	15.5	10.7	Pass	



Frequency MHz	Polariz ation	Reading dB(μV)		Space Loss dB	Level dB(mW)		Margin dB	Pass/ Fail	Height cm	Angle deg	Remark
		QP	AV		QP	AV					
39.99	V	44.7	-13.8	-13.8	30.9	40	9.1	Pass	100	264	

DATA SHEET		Date	02-Jul-14
Model	Circuit used for measurement	Temp.	25 degreeC
Test	EMI Line conduction & Radiated emission	Humid.	40 %RH
		Tested by	Y.Sugimori

1. Line conduction



2. Radiated emission

