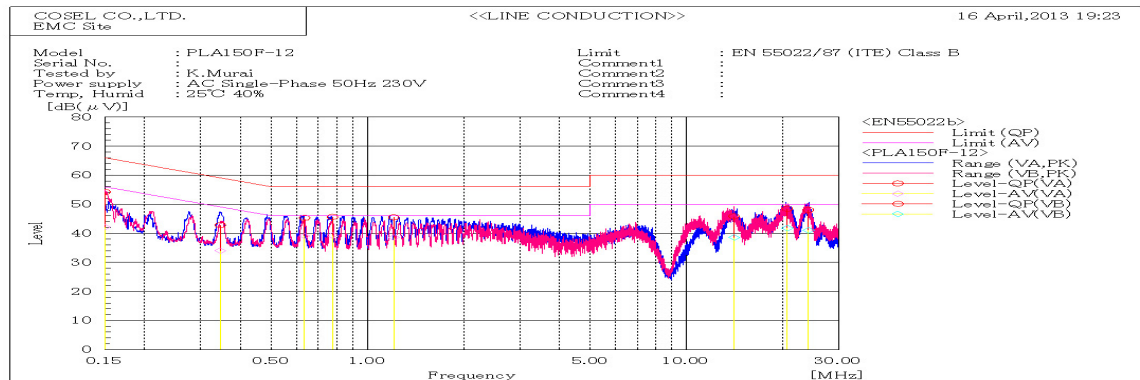
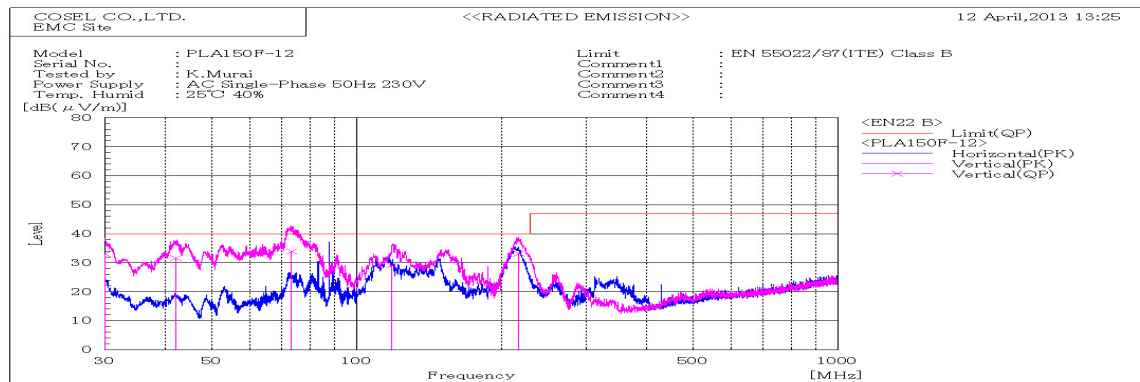


## DATA SHEET

Model	PLA150F-12	Date	31-May-13
Test	EMI	Temp.	25 degreeC
	Line conduction & Radiated emission	Humid.	40 %RH
		Tested by	K.Murai



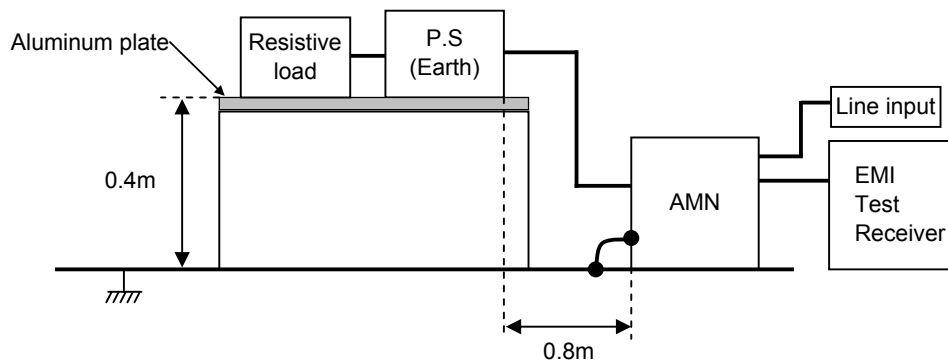
Frequency MHz	Line Phase	Reading dB(μV)		Factor dB	Level dB(μV)		Limit dB(μV)		Margin dB		Pass/ Fail	Remark
		QP	AV		QP	AV	QP	AV	QP	AV		
0.15013	LA	34.0	21.9	20.2	60.0	42.1	66	56	11.8	13.9	Pass	
0.34547	LA	22.7	13.9	20.1	60.0	34.0	59.1	49.1	16.3	15.1	Pass	
0.6346	LA	25.2	19.0	20.1	60.0	39.1	56	46	10.7	6.9	Pass	
0.77535	LA	25.5	19.2	20.1	60.0	39.3	56	46	10.4	6.7	Pass	
1.20714	LA	25.3	18.3	20.2	60.0	38.5	56	46	10.5	7.5	Pass	
14.09185	LB	24.9	17.7	20.9	45.8	38.6	60	50	14.2	11.4	Pass	
20.7107	LB	27.2	20.6	21.2	48.4	41.8	60	50	11.6	8.2	Pass	
24.1159	LB	26.9	20.0	21.1	48.0	41.1	60	50	12.0	8.9	Pass	



Frequency MHz	Polariz ation	Stabili ty	Readin g dB(μV)	Space Loss dB	Level dB(m V)	Limit dB(m V)	Margin dB	Pass/ Fail	Height cm	Angle deg	Remark
			QP		QP	QP	QP				
30.015	V	Stable	46.4	-13.4	33.0	40	7.0	Pass	137	190	
42.235	V	Stable	48.2	-16.6	31.6	40	8.4	Pass	117	62	
73.321	V	Stable	54.2	-20.3	33.9	40	6.1	Pass	111	1	
118.367	V	Stable	46.4	-17.2	29.2	40	10.8	Pass	106	347	
217.418	V	Stable	48.5	-15.4	33.1	40	6.9	Pass	106	264	

DATA SHEET		Date	31-May-13
Model	Circuit used for measurement	Temp.	25 degreeC
Test	EMI Line conduction & Radiated emission	Humid.	40 %RH
		Tested by	K.Murai

## 1. Line conduction



## 2. Radiated emission

