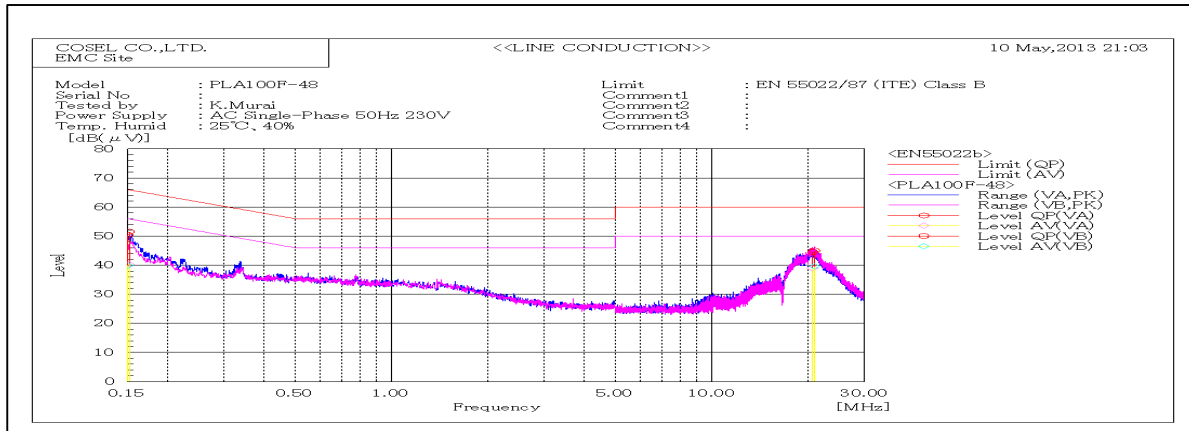
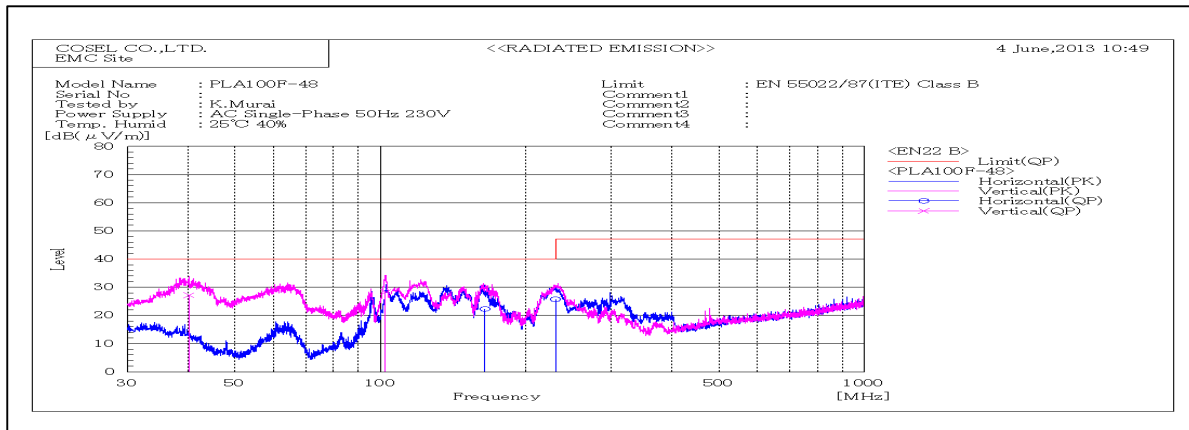


DATA SHEET		Date	24-Jun-13
Model	PLA100F-48	Temp.	25 degreeC
Test	EMI Line conduction & Radiated emission	Humid.	40 %RH
		Tested by	K.Murai



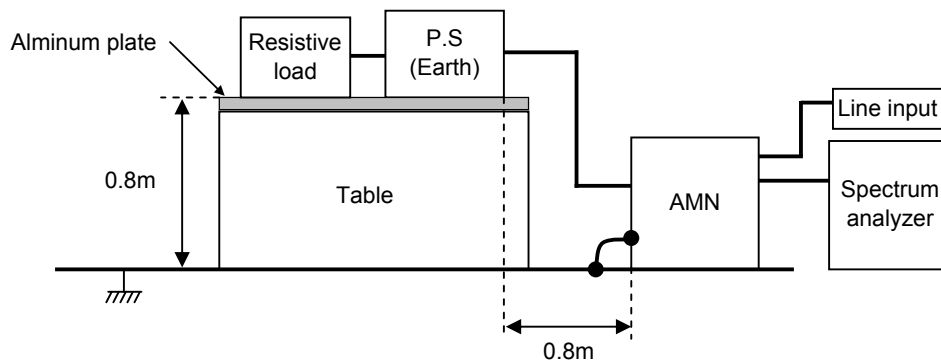
Frequency MHz	Line Phase	Reading dB(uV)		Factor dB	Level dB(uV)		Limit dB(uV)		Margin dB		Pass/ Fail	Remark
		QP	AV		QP	AV	QP	AV	QP	AV		
0.15045	LB	30.2	19.8	20.2	50.4	40	66	56	15.6	16	Pass	
0.15198	LA	31.3	20.1	20.2	51.5	40.3	65.9	55.9	14.4	15.6	Pass	
20.6572	LA	23.4	17.8	21.2	44.6	39	60	50	15.4	11	Pass	
20.97155	LB	23.8	18.4	21.2	45	39.6	60	50	15	10.4	Pass	



Frequency MHz	Polariz ation	Stabili ty	Readin g dB(uV)	Space Loss dB	Level dB(m W)	Limit dB(m W)	Margin dB	Pass/ Fail	Height cm	Angle deg	Remark
			QP		QP	QP	QP				
40.185	V	Stable	39.5	-12.3	27.2	40	12.8	Pass	100	172	
102.4	V	Stable	43.6	-15.3	28.3	40	11.7	Pass	100	264	
164.3	H	Stable	35.6	-13.3	22.3	40	17.7	Pass	158	255	
229.8	H	Stable	36.6	-10.9	25.7	40	14.3	Pass	101	68	

DATA SHEET		Date	24-Jun-13
Model	Circuit used for measurement	Temp.	25 degreeC
Test	EMI Line conduction & Radiated emission	Humid.	40 %RH
		Tested by	K.Murai

## 1. Line conduction



## 2. Radiated emission

