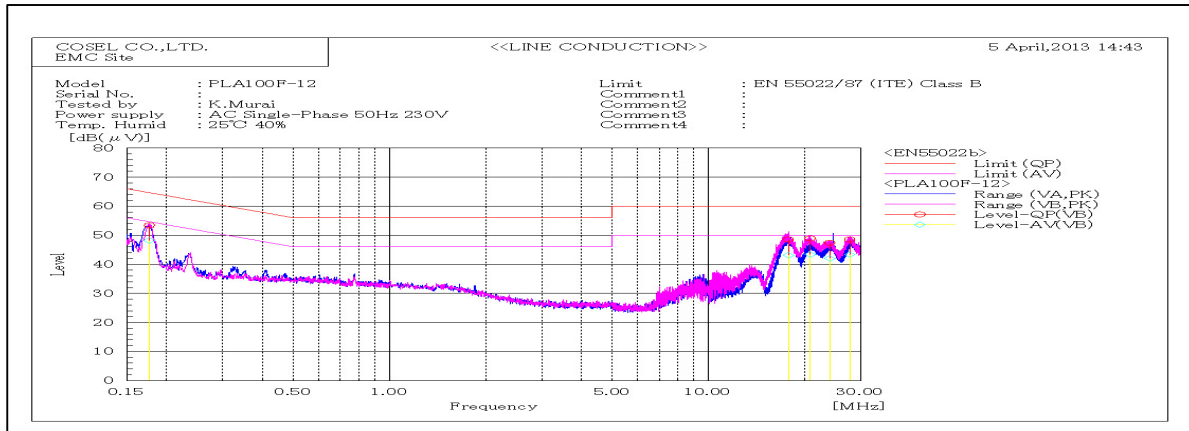
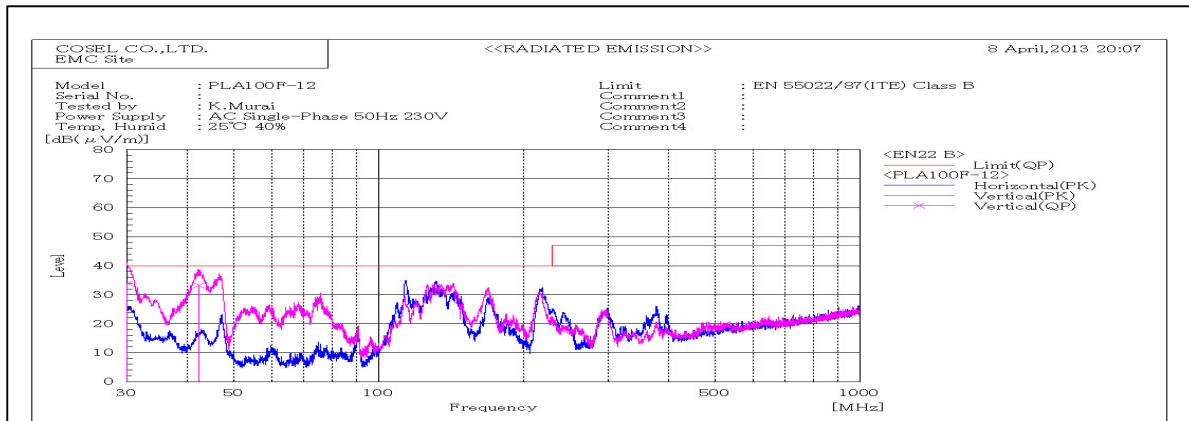


DATA SHEET		Date	31-May-13
Model	PLA100F-12	Temp.	25 degreeC
Test	EMI Line conduction & Radiated emission	Humid.	40 %RH
		Tested by	K.Murai



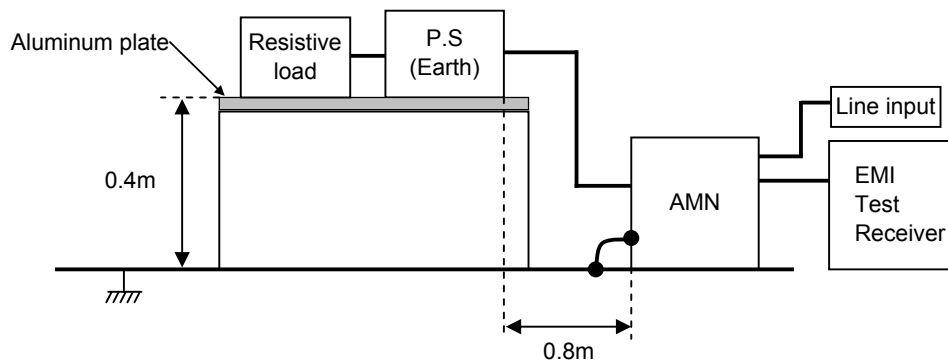
Frequency MHz	Line Phase	Reading dB(μV)		Factor dB	Level dB(μV)		Limit dB(μV)		Margin dB		Pass/ Fail	Remark
		QP	AV		QP	AV	QP	AV	QP	AV		
0.17646	LB	33.3	28.1	20.1	53.4	48.2	64.7	54.7	11.3	6.5	Pass	
17.8017	LB	27.8	22.3	20.8	48.6	43.1	60	50	11.4	6.9	Pass	
20.8276	LB	28.0	22.5	20.9	48.9	43.4	60	50	11.1	6.6	Pass	
23.9686	LB	26.5	21.1	20.9	47.4	42.0	60	50	12.6	8.0	Pass	
27.7249	LB	27.7	22.5	20.9	48.6	43.4	60	50	11.4	6.6	Pass	



Frequency MHz	Polariz ation	Stabili ty	Readin g dB(μV)	Space Loss dB	Level dB(m W)	Limit dB(m W)	Margin dB	Pass/ Fail	Height cm	Angle deg	Remark
			QP		QP	QP					
30.049	V	Stable	47.3	-13.4	33.9	40	6.1	Pass	138	108	
42.412	V	Stable	50.0	-16.7	33.3	40	6.7	Pass	105	341	

DATA SHEET		Date	31-May-13
Model	Circuit used for measurement	Temp.	25 degreeC
Test	EMI Line conduction & Radiated emission	Humid.	40 %RH
		Tested by	K.Murai

1. Line conduction



2. Radiated emission

