



EXTRA TEST DATA OF PCA1000F-12

Regulated DC Power Supply
Nov, 20, 2023

COSEL CO.,LTD.

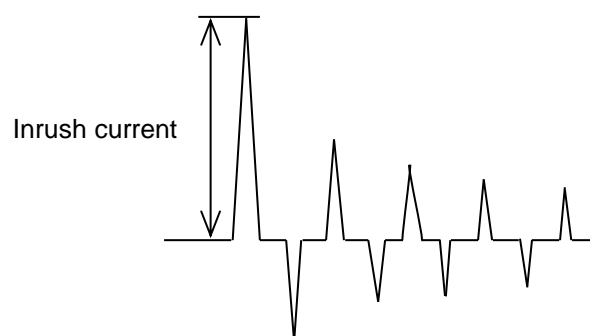
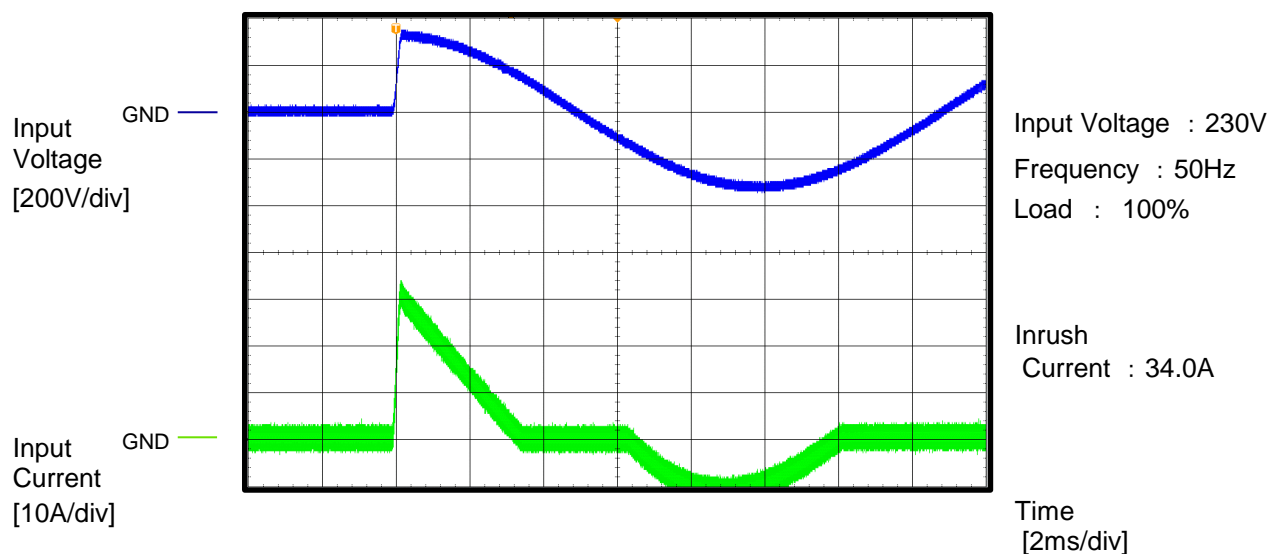
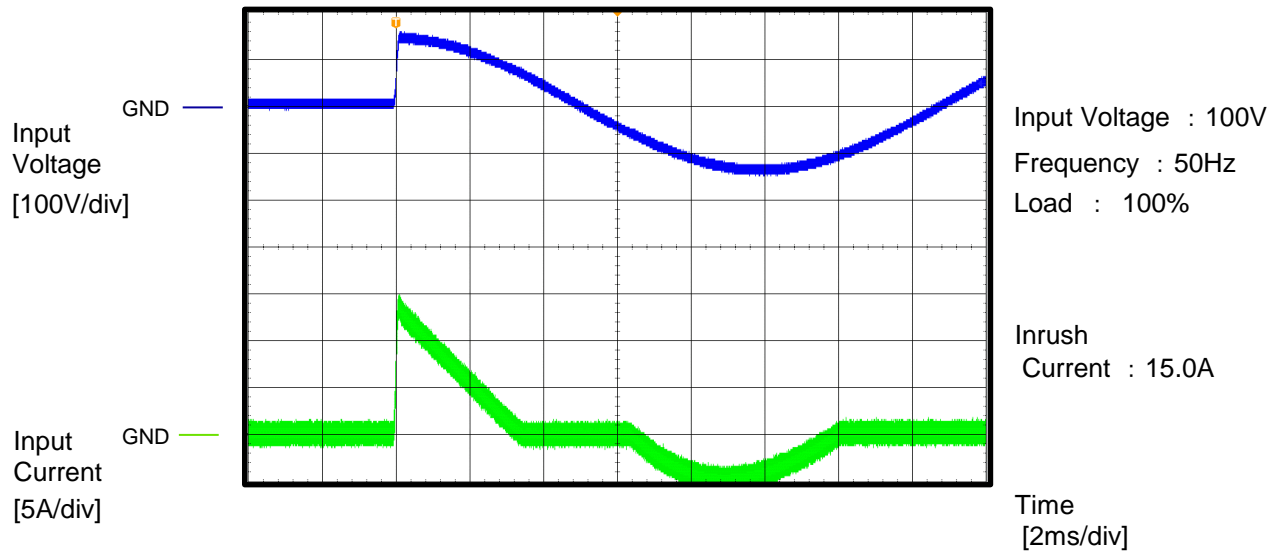
CONTENTS

1.Inrush Current (enlargement)	1
2.Dynamic Line Regulation	2
3.Hiccup cycle (by Overcurrent Protection)	3
4.Power Consumption (by Input Voltage)	4
5.Figure of Testing Circuitry	5

(Final Page 5)

COSEL

Model	PCA1000F-12		
Item	Inrush Current (enlargement)	Temperature	25°C
Object	_____	Testing Circuitry	A

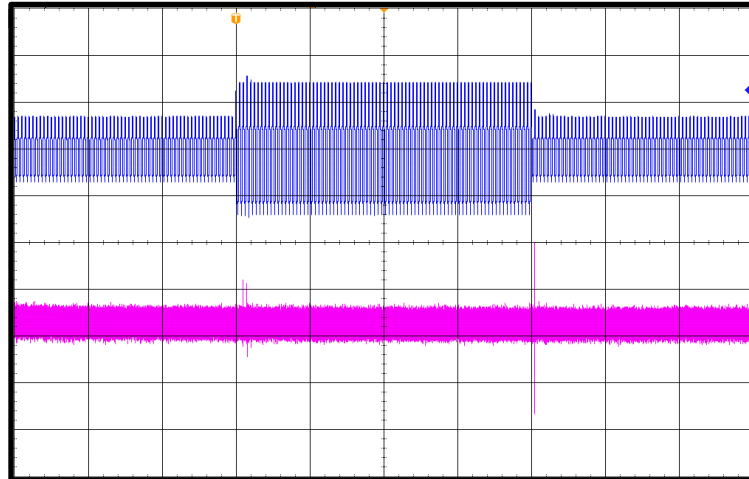


COSEL

Model	PCA1000F-12	Temperature	25°C
Item	Dynamic Line Regulation	Testing Circuitry	A
Object	_____		

Input Voltage
[200V/div]

Output Voltage
[50mV/div]



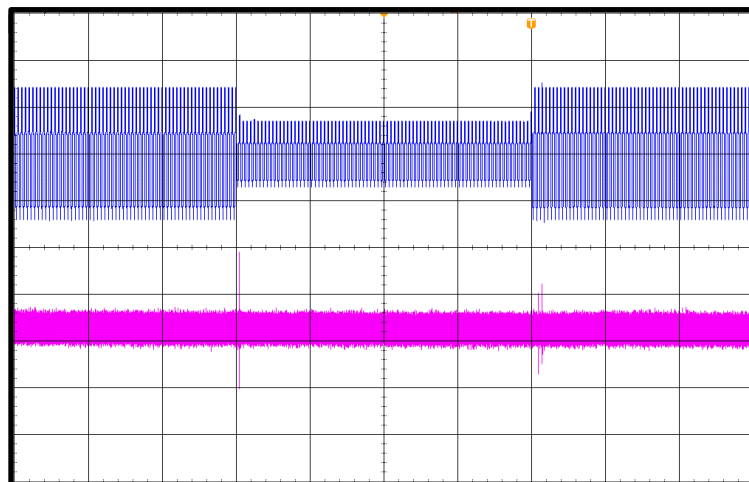
Input Voltage :
100V \leftrightarrow 230V

Frequency : 50Hz
Load : 100%

Time
[400ms/div]

Input Voltage
[200V/div]

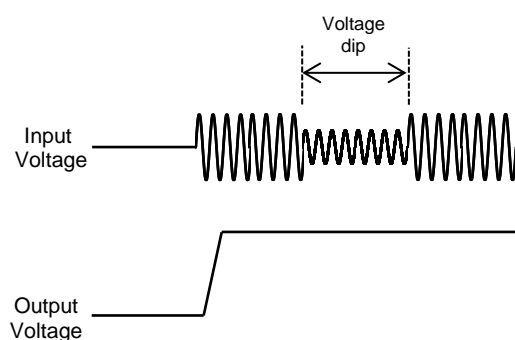
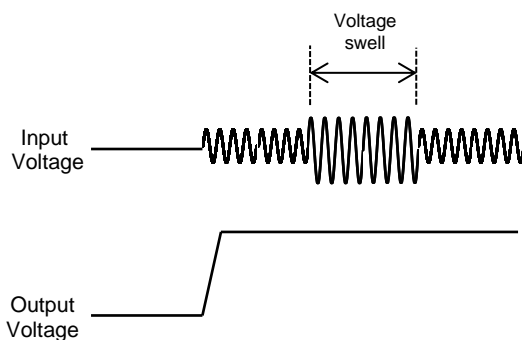
Output Voltage
[50mV/div]



Input Voltage :
230V \leftrightarrow 100V

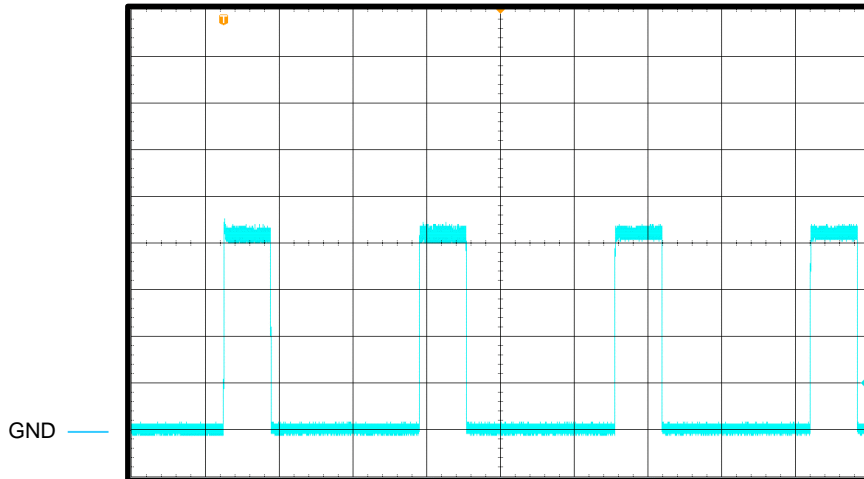
Frequency : 50Hz
Load : 100%

Time
[400ms/div]



Model	PCA1000F-12	Temperature	25°C
Item	Hiccup cycle (by Overcurrent Protection)	Testing Circuitry	A
Object		Load	: Short

Output Current
[25A/div]



Input Voltage : 100V

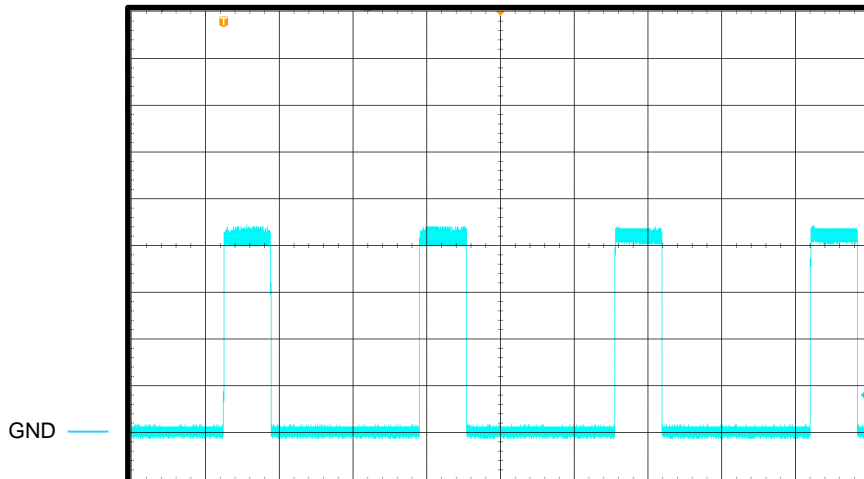
Short-circuit current : 113A

ON Time : 255ms

Hiccup mode time : 1061ms

Time
[400ms/div]

Output Current
[25A/div]



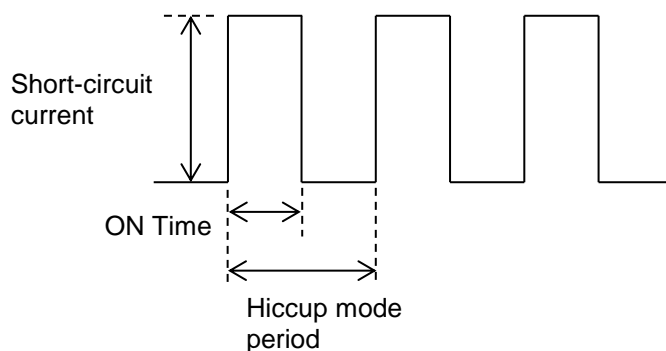
Input Voltage : 230V

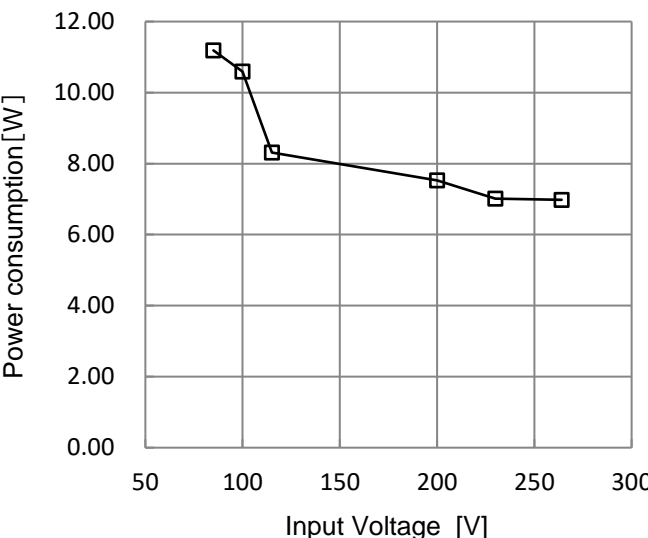
Short-circuit current : 111A

ON Time : 255ms

Hiccup mode time : 1061ms

Time
[400ms/div]



Model	PCA1000F-12																
Item	Input voltage - Power consumption	Temperature	25°C														
Object		Testing Circuitry	-														
1.Graph		Load :0%															
<div><p>Power consumption [W]</p><p>Input Voltage [V]</p></div> <p>Reducing standby power is possible by OFF signal of the remote control.</p>		2.Values															
		<table><tr><th>Input voltage [V]</th><th>Power consumption [W]</th></tr><tr><td>85</td><td>11.19</td></tr><tr><td>100</td><td>10.60</td></tr><tr><td>115</td><td>8.31</td></tr><tr><td>200</td><td>7.52</td></tr><tr><td>230</td><td>7.01</td></tr><tr><td>264</td><td>6.98</td></tr></table>		Input voltage [V]	Power consumption [W]	85	11.19	100	10.60	115	8.31	200	7.52	230	7.01	264	6.98
Input voltage [V]	Power consumption [W]																
85	11.19																
100	10.60																
115	8.31																
200	7.52																
230	7.01																
264	6.98																

- 4 -

BC-11857

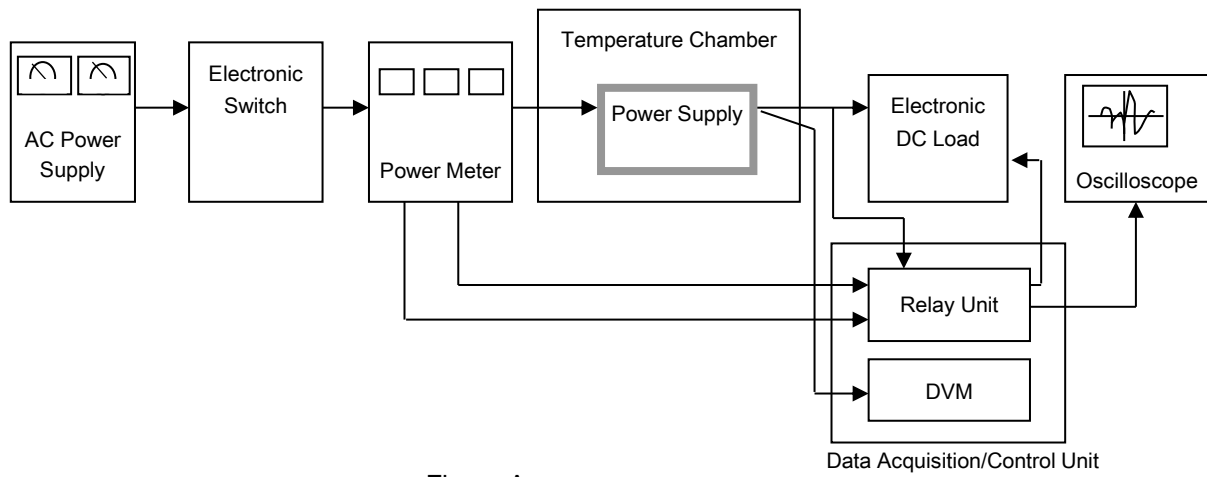


Figure A