



EXTRA TEST DATA OF LHP300F-48-Y

*Regulated DC Power Supply
Mar, 20, 2025*

COSEL CO.,LTD.

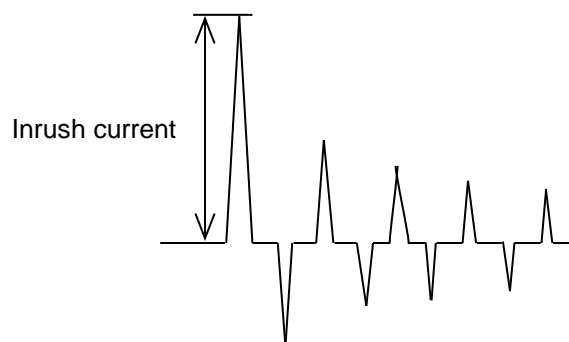
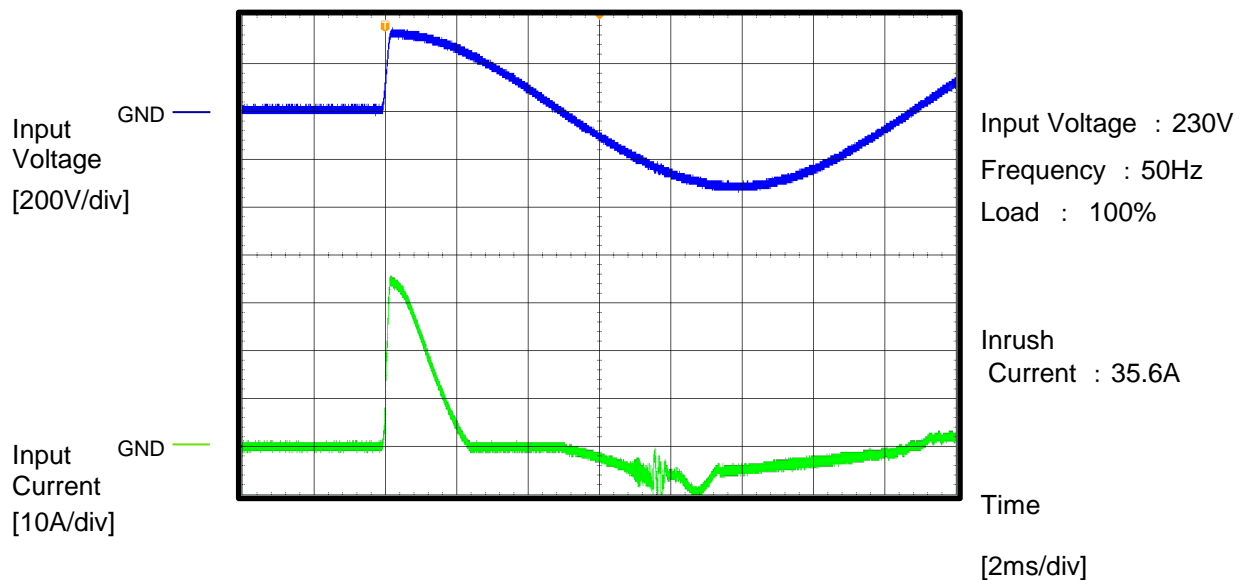
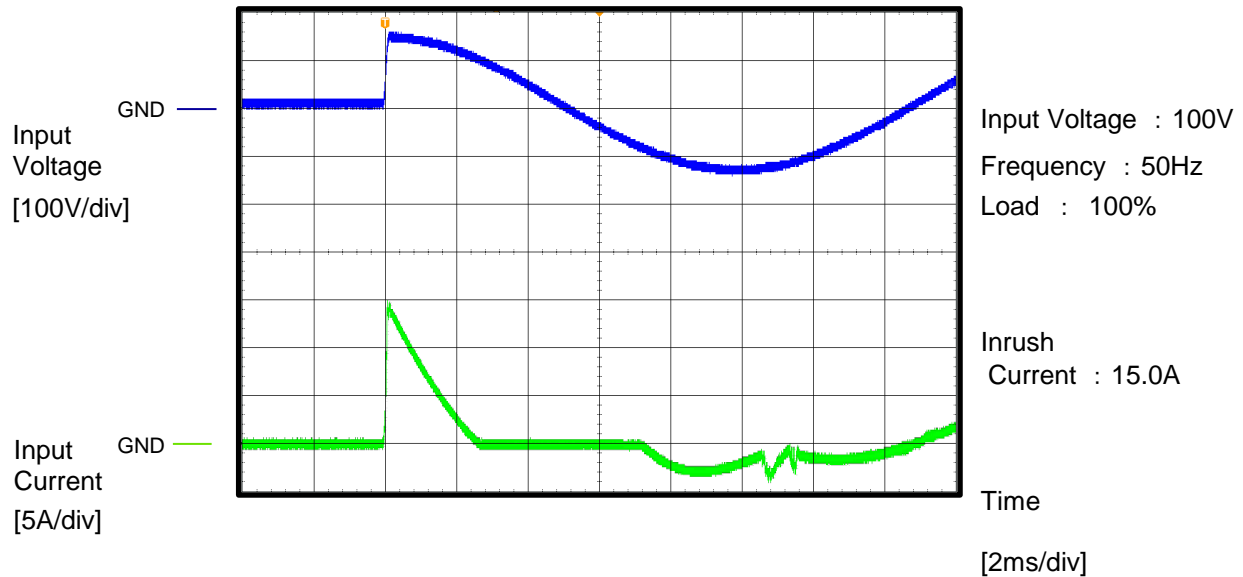
CONTENTS

1.Inrush Current (enlargement)	1
2.Dynamic Line Regulation	2
3.Hiccup cycle (by Overcurrent Protection)	3
4.Power Consumption (by Input Voltage)	4
5.Figure of Testing Circuitry	6

(Final Page 6)

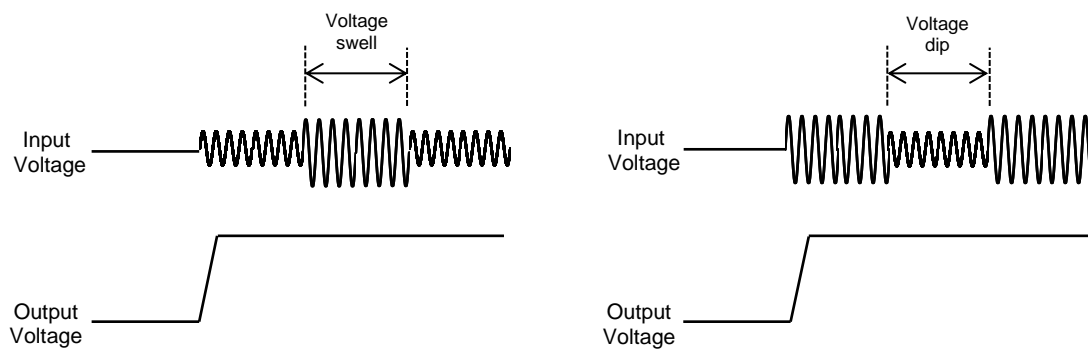
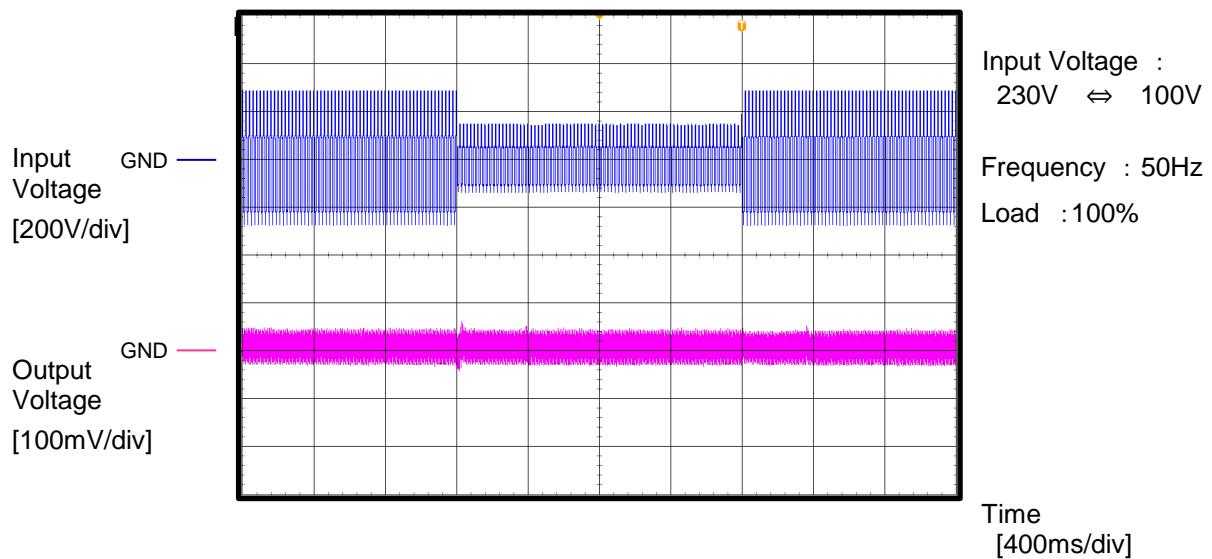
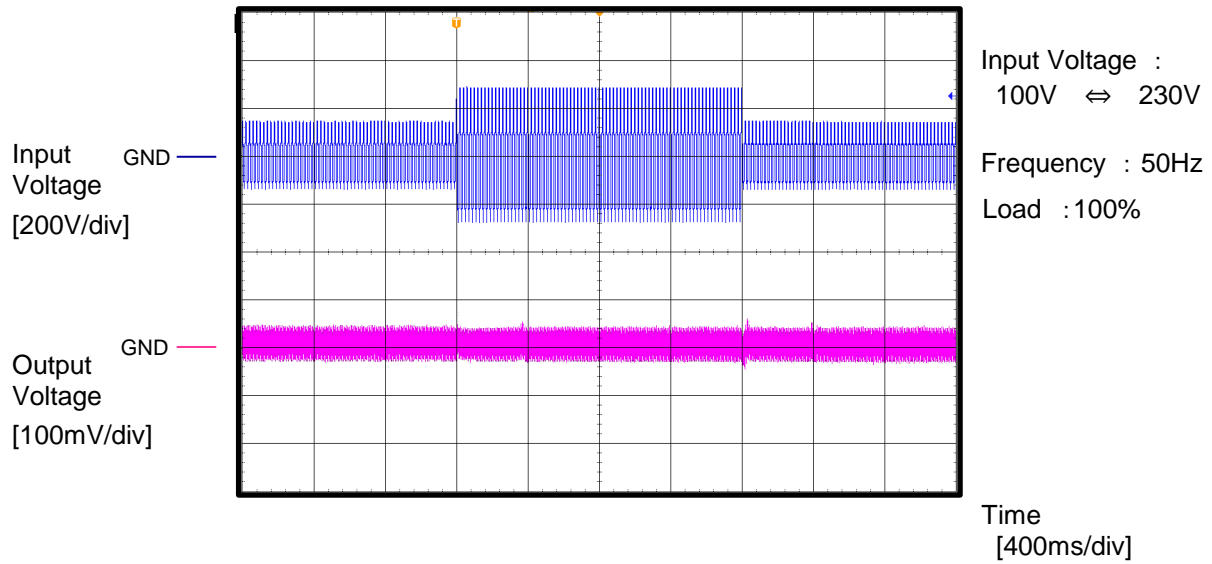
COSEL

Model	LHP300F-48-Y	Temperature	25°C
Item	Inrush Current (enlargement)	Testing Circuitry	A
Object	_____		



COSEL

Model	LHP300F-48-Y	Temperature 25°C Testing Circuitry A
Item	Dynamic Line Regulation	
Object	_____	

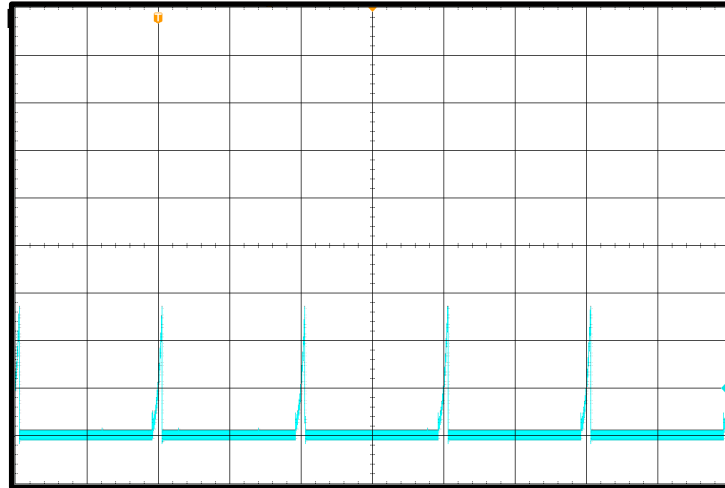


COSEL

Model	LHP300F-48-Y	Temperature	25°C
Item	Hiccup cycle (by Overcurrent Protection)	Testing Circuitry	A
Object	_____	Load	: Short

Output
Current
[10A/div]

GND



Input Voltage : 100V

Short-circuit
current : 27.2A

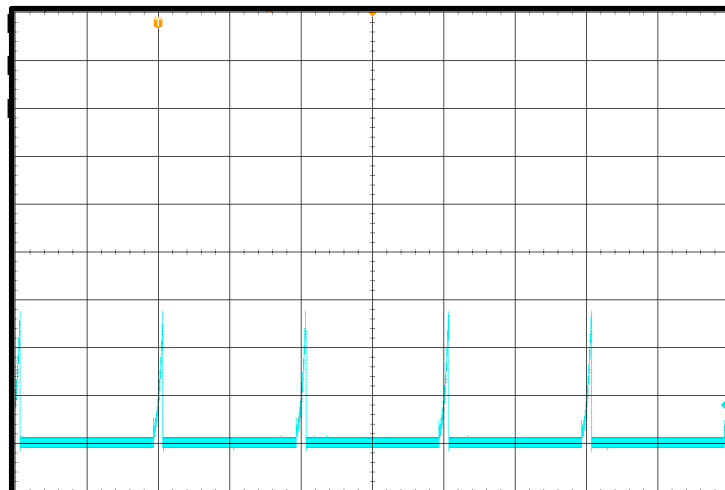
ON Time : 5ms

Hiccup mode
time : 200ms

Time
[100ms/div]

Output
Current
[10A/div]

GND



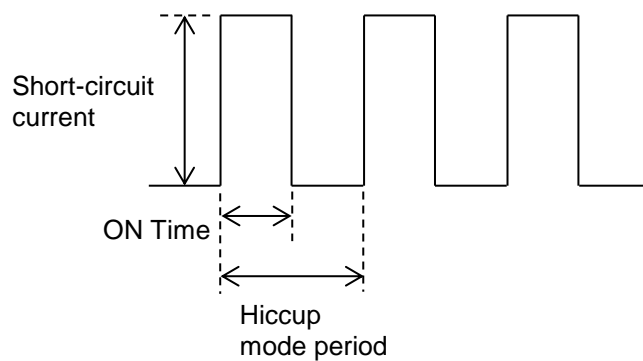
Input Voltage : 230V

Short-circuit
current : 27.6A

ON Time : 5ms

Hiccup mode
time : 200ms

Time
[100ms/div]



COSEL

LUSEL																	
Model	LHP300F-48-RY																
Item	Input voltage - Power consumption	Temperature	25°C														
Object	_____	Testing Circuitry	-														
1.Graph		Load :0%															
<p>Power consumption [W]</p> <p>Input Voltage [V]</p>		2.Values															
		<table><tr><th>Input voltage [V]</th><th>Power consumption [W]</th></tr><tr><td>85</td><td>0.70</td></tr><tr><td>100</td><td>0.63</td></tr><tr><td>115</td><td>0.63</td></tr><tr><td>200</td><td>1.75</td></tr><tr><td>230</td><td>1.83</td></tr><tr><td>264</td><td>2.28</td></tr></table>		Input voltage [V]	Power consumption [W]	85	0.70	100	0.63	115	0.63	200	1.75	230	1.83	264	2.28
Input voltage [V]	Power consumption [W]																
85	0.70																
100	0.63																
115	0.63																
200	1.75																
230	1.83																
264	2.28																
Reducing standby power is possible by OFF signal of the remote control.																	

- 4 -

BC-12032



Model		LHP300F-48-R2Y	Temperature25°C Testing Circuitry-														
Item		Input voltage - Power consumption															
Object		_____															
1.Graph			Load :0%														
<div><div>Power consumption[W]</div><div><table><thead><tr><th>Input Voltage [V]</th><th>Power consumption [W]</th></tr></thead><tbody><tr><td>85</td><td>0.26</td></tr><tr><td>100</td><td>0.28</td></tr><tr><td>115</td><td>0.31</td></tr><tr><td>200</td><td>0.53</td></tr><tr><td>230</td><td>0.63</td></tr><tr><td>264</td><td>0.78</td></tr></tbody></table><div>Input Voltage [V]</div></div></div>			Input Voltage [V]	Power consumption [W]	85	0.26	100	0.28	115	0.31	200	0.53	230	0.63	264	0.78	2.Values
Input Voltage [V]	Power consumption [W]																
85	0.26																
100	0.28																
115	0.31																
200	0.53																
230	0.63																
264	0.78																
			<table><thead><tr><th>Input voltage [V]</th><th>Power consumption [W]</th></tr></thead><tbody><tr><td>85</td><td>0.26</td></tr><tr><td>100</td><td>0.28</td></tr><tr><td>115</td><td>0.31</td></tr><tr><td>200</td><td>0.53</td></tr><tr><td>230</td><td>0.63</td></tr><tr><td>264</td><td>0.78</td></tr></tbody></table>	Input voltage [V]	Power consumption [W]	85	0.26	100	0.28	115	0.31	200	0.53	230	0.63	264	0.78
Input voltage [V]	Power consumption [W]																
85	0.26																
100	0.28																
115	0.31																
200	0.53																
230	0.63																
264	0.78																
Reducing standby power is possible by OFF signal of the remote control.																	

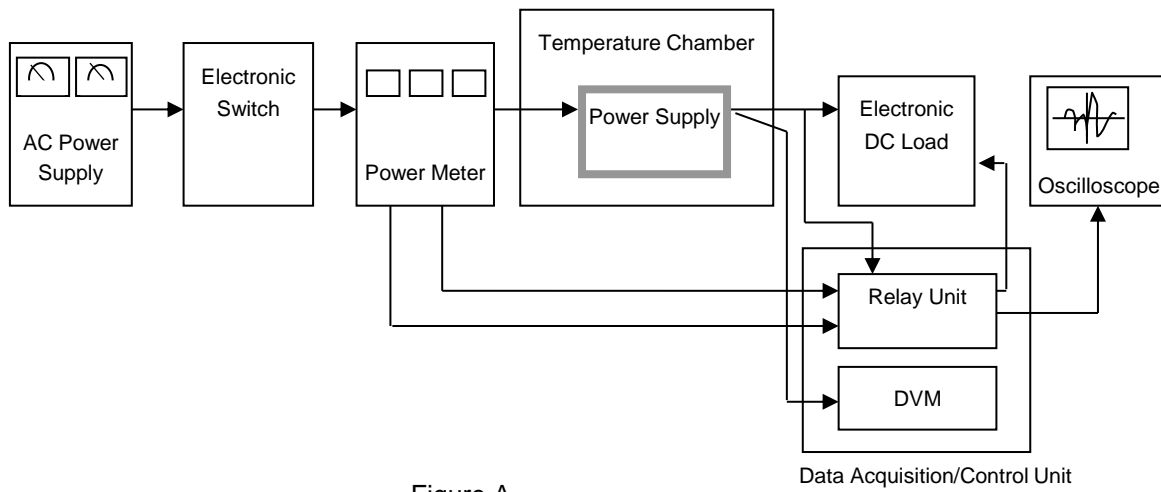


Figure A