



EXTRA TEST DATA OF LFA100F-15

Regulated DC Power Supply
Oct, 13, 2020

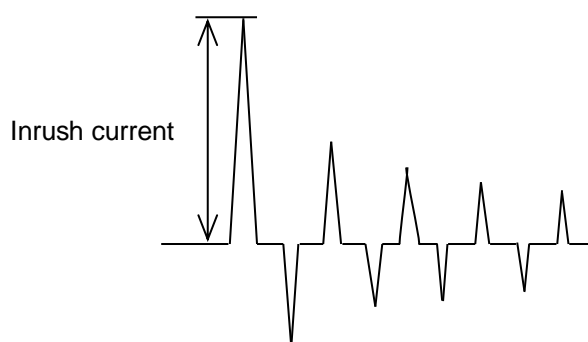
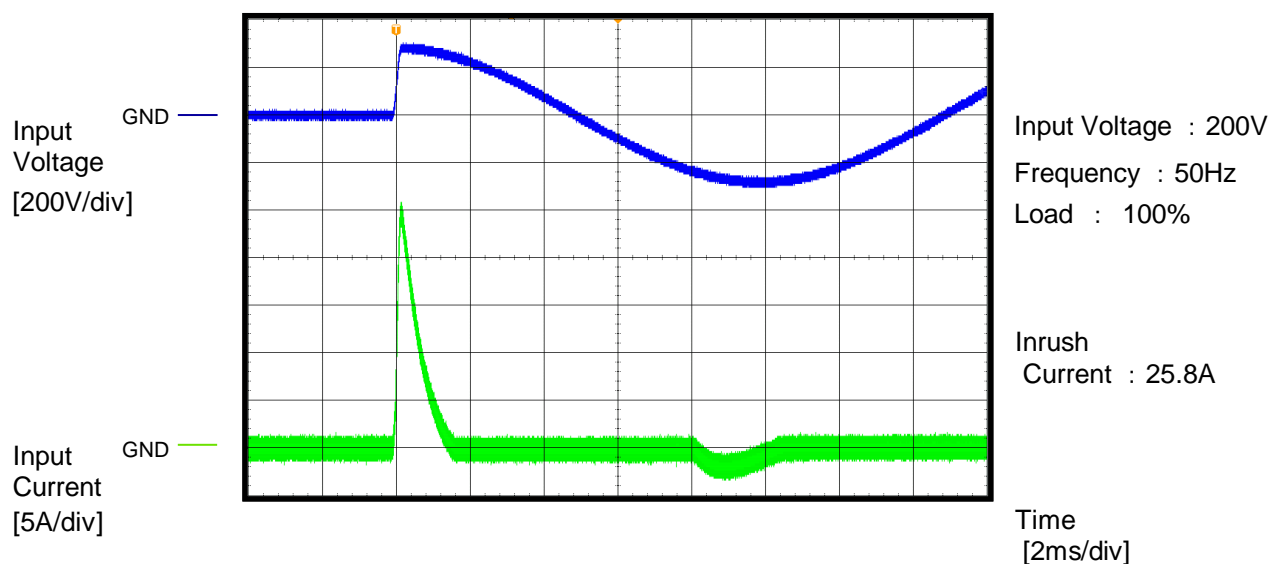
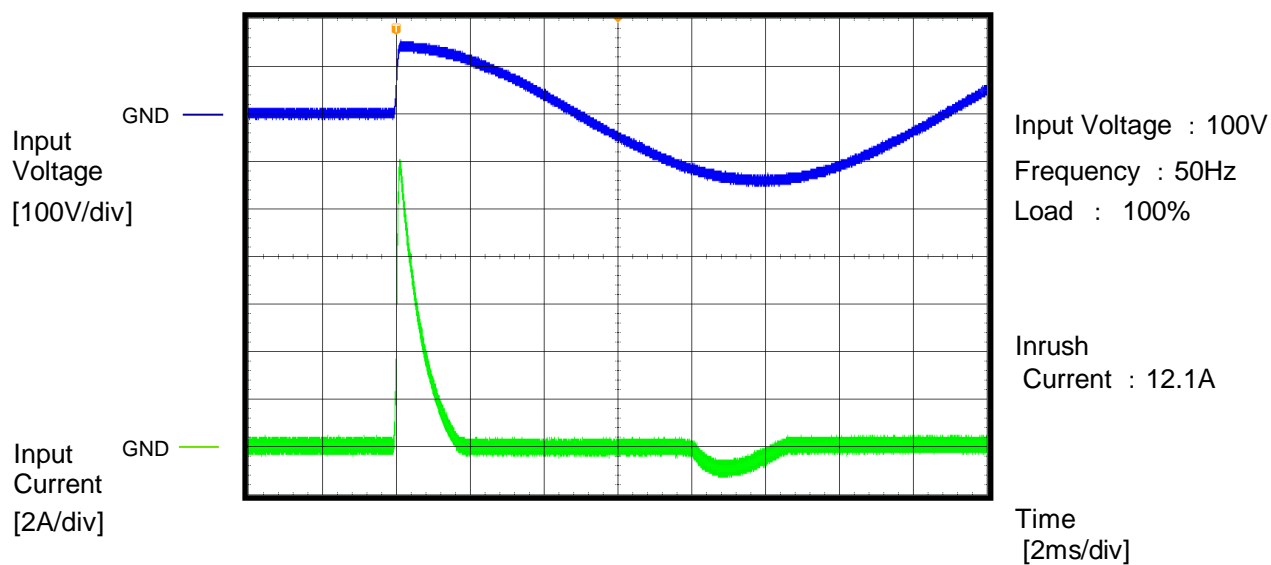
COSEL CO.,LTD.

CONTENTS

1.Inrush Current (enlargement)	1
2.Dynamic Line Regulation	2
3.Overvoltage Protection (waveform)	3
4.Power consumption by remote off	4
5.Figure of Testing Circuitry	5

(Final Page 5)

Model	LFA100F-15		
Item	Inrush Current (enlargement)	Temperature	25°C
Object		Testing Circuitry	A

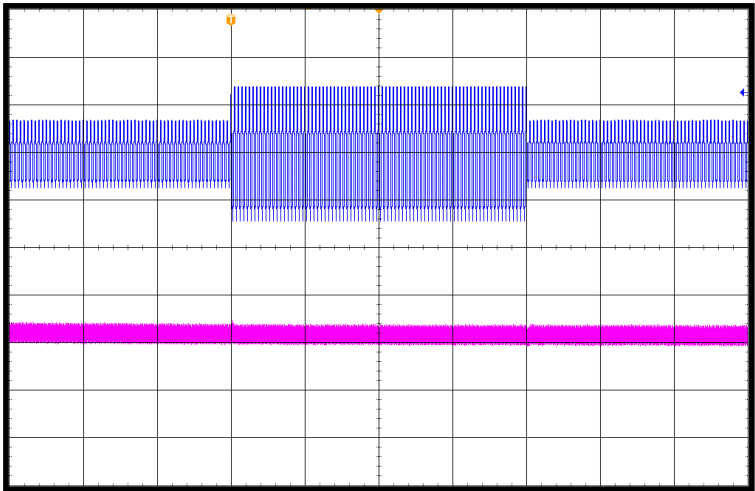




Model	LFA100F-15	Temperature 25°C Testing Circuitry A	
Item	Dynamic Line Regulation		
Object	_____		

Input Voltage
[200V/div]

Output Voltage
[50mV/div]

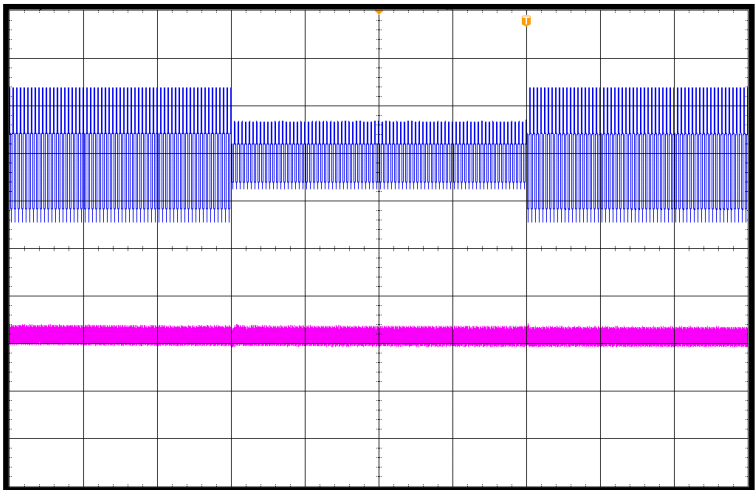


Input Voltage :
100V ⇔ 200V
Frequency : 50Hz
Load : 100%

Time
[400ms/div]

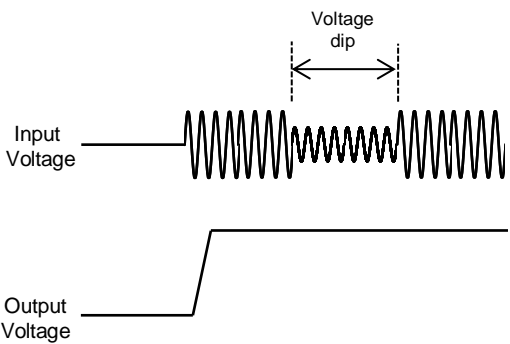
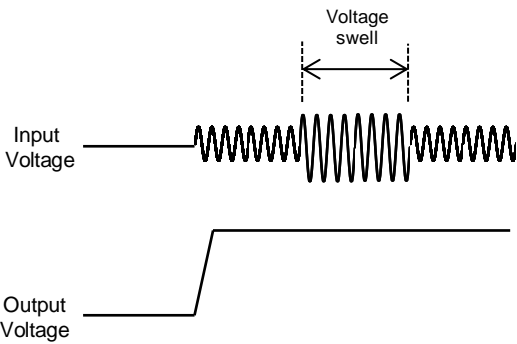
Input Voltage
[200V/div]

Output Voltage
[50mV/div]



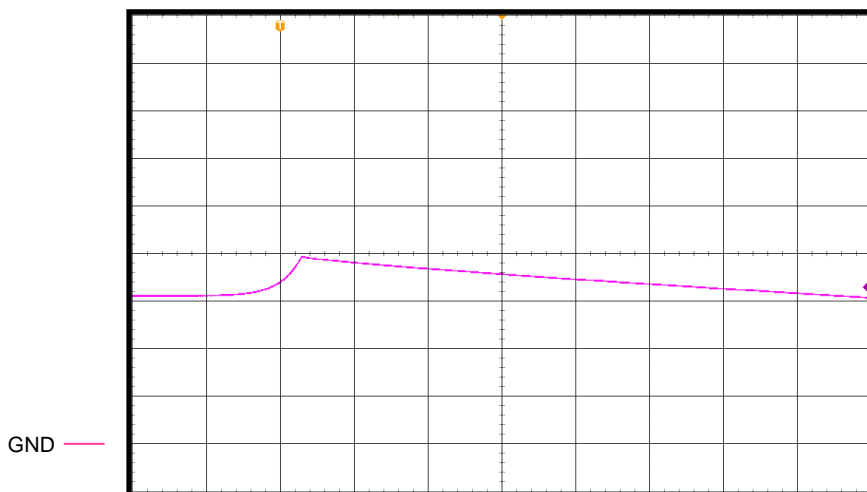
Input Voltage :
200V ⇔ 100V
Frequency : 50Hz
Load : 100%

Time
[400ms/div]



		Temperature 25°C Testing Circuitry A Input Voltage : 100V
Model	LFA100F-15	
Item	Over Voltage Protection	
Object	_____	

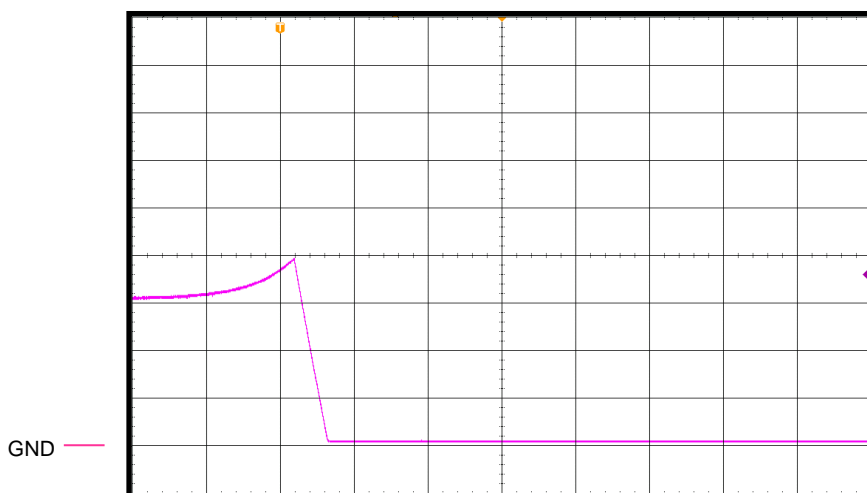
Output
Voltage
[5V/div]



Load : 0%
Overvoltage protection
value : 19.7V

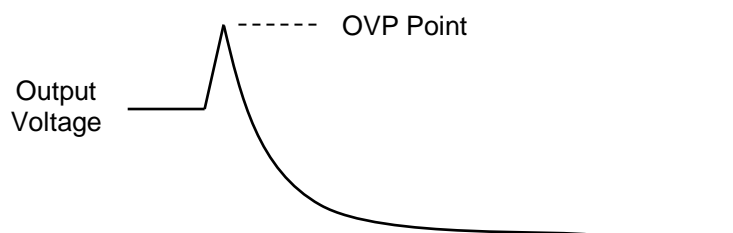
Time
[40ms/div]

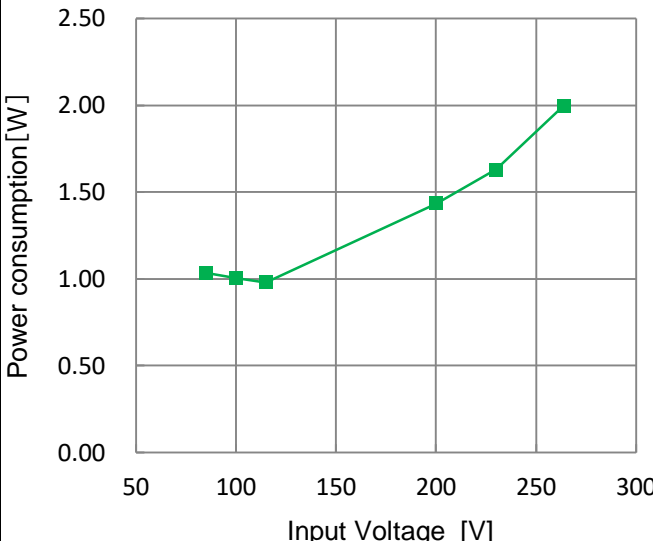
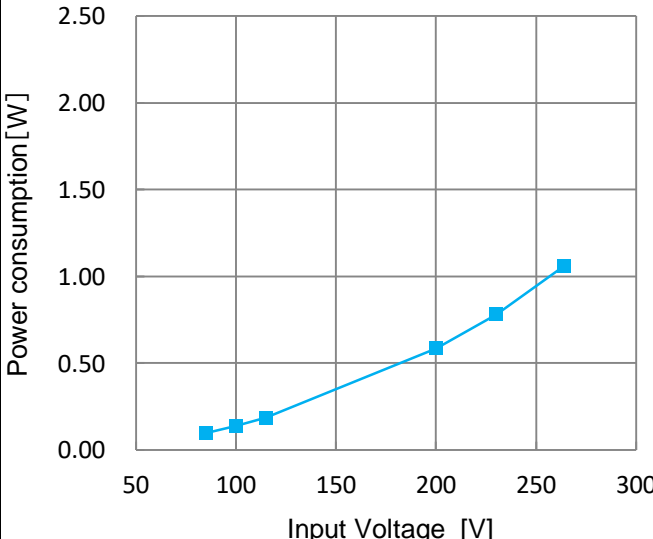
Output
Voltage
[5V/div]



Load : 100%
Overvoltage protection
value : 19.7V

Time
[20ms/div]



Model	LFA100F-15-R																
Item	Power consumption by remote off	Temperature	25°C														
Object	_____	Testing Circuitry	-														
1.Graph		2.Values															
 <p>Power consumption [W]</p> <p>Input Voltage [V]</p> <p>Test result of other output voltage product would be same as this result.</p>		<table><tr><th>Input voltage [V]</th><th>Power consumption [W]</th></tr><tr><td>85</td><td>1.03</td></tr><tr><td>100</td><td>1.01</td></tr><tr><td>115</td><td>0.98</td></tr><tr><td>200</td><td>1.43</td></tr><tr><td>230</td><td>1.63</td></tr><tr><td>264</td><td>2.00</td></tr></table>		Input voltage [V]	Power consumption [W]	85	1.03	100	1.01	115	0.98	200	1.43	230	1.63	264	2.00
Input voltage [V]	Power consumption [W]																
85	1.03																
100	1.01																
115	0.98																
200	1.43																
230	1.63																
264	2.00																
Model	LFA100F-15-R2																
1.Graph		2.Values															
 <p>Power consumption [W]</p> <p>Input Voltage [V]</p> <p>Test result of other output voltage product would be same as this result.</p>		<table><tr><th>Input voltage [V]</th><th>Power consumption [W]</th></tr><tr><td>85</td><td>0.10</td></tr><tr><td>100</td><td>0.14</td></tr><tr><td>115</td><td>0.19</td></tr><tr><td>200</td><td>0.59</td></tr><tr><td>230</td><td>0.78</td></tr><tr><td>264</td><td>1.06</td></tr></table>		Input voltage [V]	Power consumption [W]	85	0.10	100	0.14	115	0.19	200	0.59	230	0.78	264	1.06
Input voltage [V]	Power consumption [W]																
85	0.10																
100	0.14																
115	0.19																
200	0.59																
230	0.78																
264	1.06																

- 4 -

BC-11482

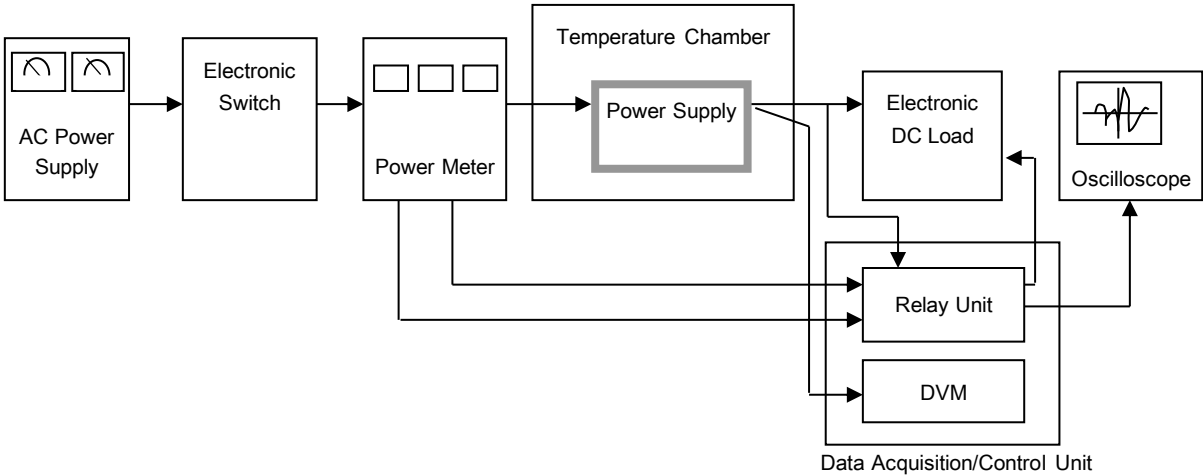


Figure A