

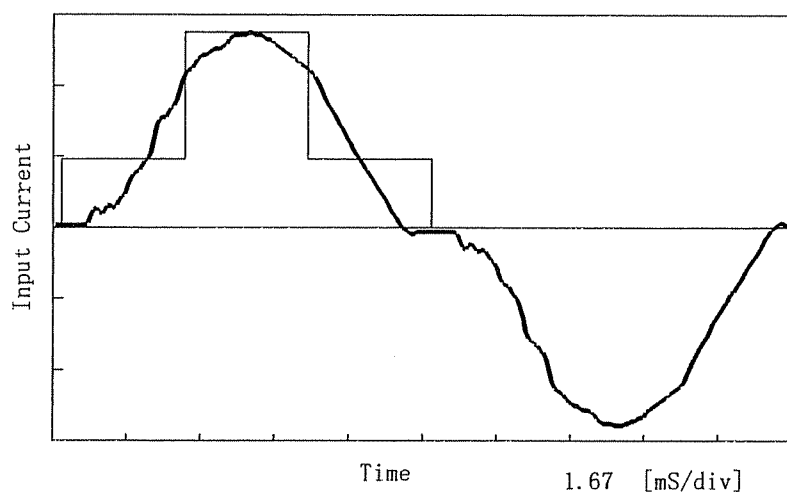
COSEL

Model	LEP150F-36	Temperature	25°C
Item	Harmonic Current 高調波電流	Testing Circuitry	Figure E
Object			

1. Input Current Waveform

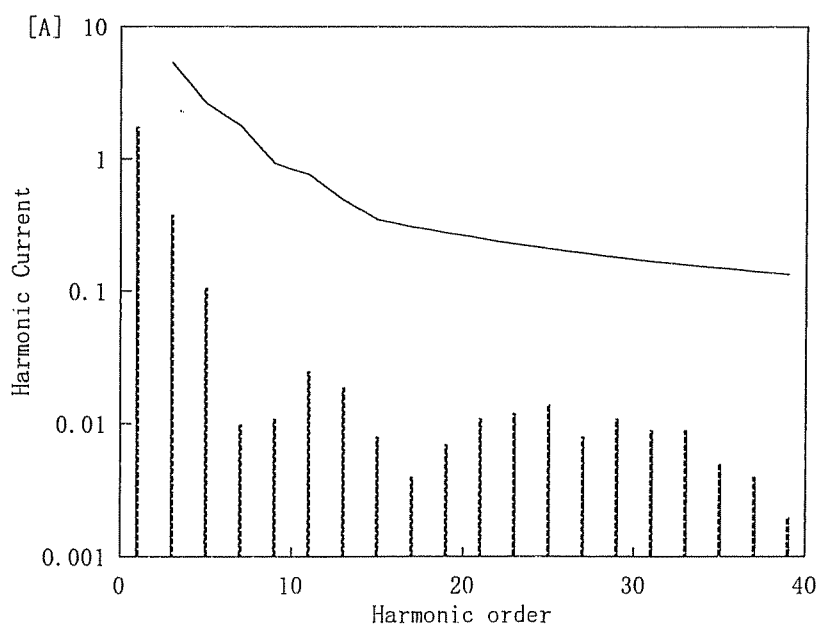
— Input Current
 — Envelope of the input current to classify equipment as Class D
 クラスDの機器を決定するための入力電流包絡線

1 A/div



Conditions	Values
Input Voltage [V]	99.7
Input Current [A]	1.798
Active Power [W]	174.8
Apparent Power [VA]	179.3
Frequency [Hz]	60
Power Factor	0.975
Output Power [W]	151.2

2. Harmonic Current



— Harmonic Current
 高調波電流
 — Limits for Class A equipment
 クラスAの機器に対する限度値

Harmonics order 高調波次数	Limits 限度値 [A]	Values 測定値 [A]
1	—	1.75300
2	—	0.00100
3	5.30592	0.37900
4	—	0.00000
5	2.62989	0.10700
6	—	0.00000
7	1.77633	0.01000
8	—	0.00000
9	0.92277	0.01100
10	—	0.00000
11	0.76128	0.02500
12	—	0.00000
13	0.48445	0.01900
14	—	0.00000
15	0.34604	0.00800
16	—	0.00000
17	0.30533	0.00400
18	—	0.00000
19	0.27319	0.00700
20	—	0.00000
21	0.24717	0.01100
22	—	0.00000
23	0.22568	0.01200
24	—	0.00000
25	0.20762	0.01400
26	—	0.00000
27	0.19224	0.00800
28	—	0.00000
29	0.17899	0.01100
30	—	0.00000
31	0.16744	0.00900
32	—	0.00000
33	0.15729	0.00900
34	—	0.00000
35	0.14830	0.00500
36	—	0.00000
37	0.14029	0.00400
38	—	0.00000
39	0.13309	0.00200
40	—	0.00000

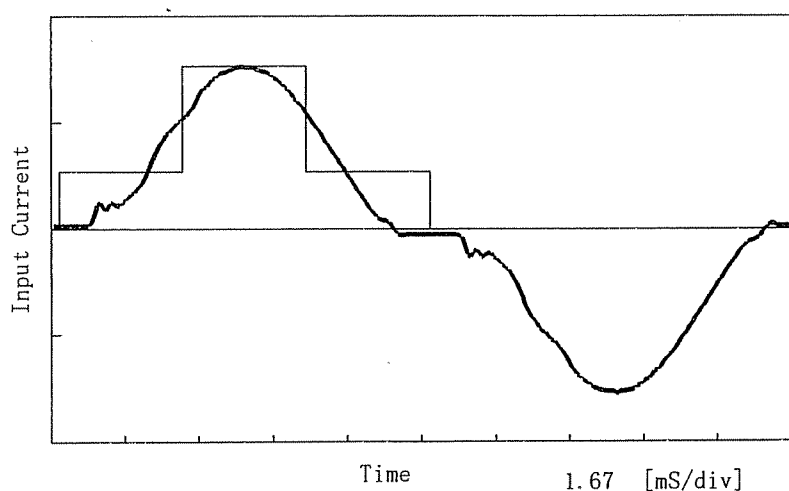
COSEL

Model	LEP150F-36	Temperature	25°C
Item	Harmonic Current 高調波電流	Testing Circuitry	Figure E
Object			

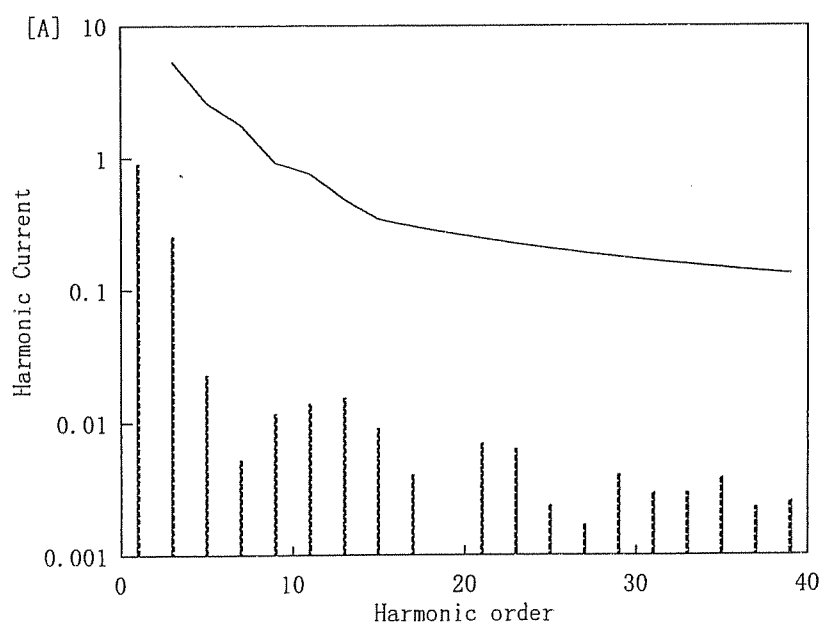
1. Input Current Waveform

— Input Current
 — Envelope of the input current to classify equipment as Class D
 クラスDの機器を決定するための入力電流包絡線

1 A/div



2. Harmonic Current



— Harmonic Current
 高調波電流
 — Limits for Class A equipment
 クラスAの機器に対する限度値

Conditions	Values
Input Voltage [V]	100.1
Input Current [A]	0.945
Active Power [W]	90.7
Apparent Power [VA]	94.6
Frequency [Hz]	60
Power Factor	0.959
Output Power [W]	75.6

Harmonics order 高調波次数	Limits 限度値 [A]	Values 測定値 [A]
1	—	0.90860
2	—	0.00040
3	5.28472	0.25620
4	—	0.00030
5	2.61938	0.02300
6	—	0.00030
7	1.76923	0.00530
8	—	0.00000
9	0.91908	0.01170
10	—	0.00000
11	0.75824	0.01410
12	—	0.00010
13	0.48252	0.01550
14	—	0.00010
15	0.34466	0.00910
16	—	0.00000
17	0.30411	0.00410
18	—	0.00010
19	0.27210	0.00100
20	—	0.00010
21	0.24618	0.00710
22	—	0.00010
23	0.22478	0.00640
24	—	0.00000
25	0.20679	0.00240
26	—	0.00010
27	0.19148	0.00170
28	—	0.00010
29	0.17827	0.00410
30	—	0.00010
31	0.16677	0.00300
32	—	0.00000
33	0.15666	0.00300
34	—	0.00000
35	0.14771	0.00390
36	—	0.00000
37	0.13973	0.00230
38	—	0.00010
39	0.13256	0.00260
40	—	0.00000

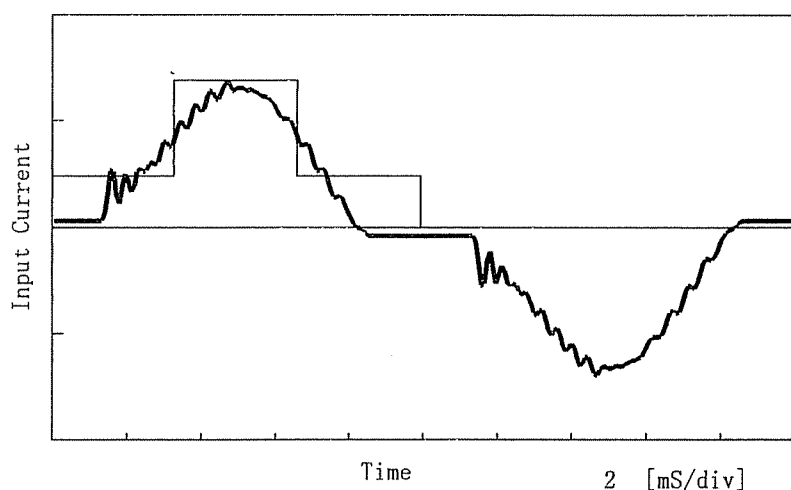
COSEL

Model	LEP150F-36	Temperature	25°C
Item	Harmonic Current 高調波電流	Testing Circuitry	Figure E
Object			

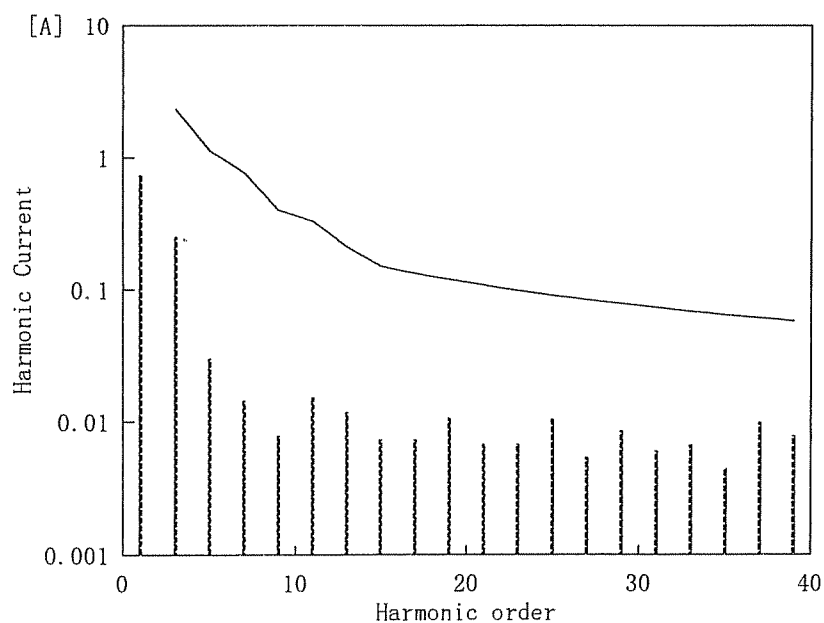
1. Input Current Waveform

— Input Current
 — Envelope of the input current to classify equipment as Class D
 クラスDの機器を決定するための入力電流包絡線

1 A/div



2. Harmonic Current



— Harmonic Current
 高調波電流
 — Limits for Class A equipment
 クラスAの機器に対する限度値

Conditions	Values
Input Voltage [V]	230.9
Input Current [A]	0.788
Active Power [W]	168.1
Apparent Power [VA]	181.9
Frequency [Hz]	50
Power Factor	0.924
Output Power [W]	151.2

Harmonics order 高調波次数	Limits 限度値 [A]	Values 測定値 [A]
1	—	0.74350
2	—	0.00040
3	2.29104	0.25200
4	—	0.00010
5	1.13556	0.03020
6	—	0.00000
7	0.76700	0.01450
8	—	0.00000
9	0.39844	0.00780
10	—	0.00010
11	0.32871	0.01520
12	—	0.00010
13	0.20918	0.01180
14	—	0.00030
15	0.14942	0.00730
16	—	0.00000
17	0.13184	0.00730
18	—	0.00000
19	0.11796	0.01070
20	—	0.00010
21	0.10673	0.00680
22	—	0.00000
23	0.09744	0.00680
24	—	0.00010
25	0.08965	0.01040
26	—	0.00000
27	0.08301	0.00540
28	—	0.00010
29	0.07728	0.00860
30	—	0.00030
31	0.07230	0.00600
32	—	0.00010
33	0.06792	0.00670
34	—	0.00000
35	0.06404	0.00450
36	—	0.00000
37	0.06057	0.00990
38	—	0.00010
39	0.05747	0.00780
40	—	0.00040

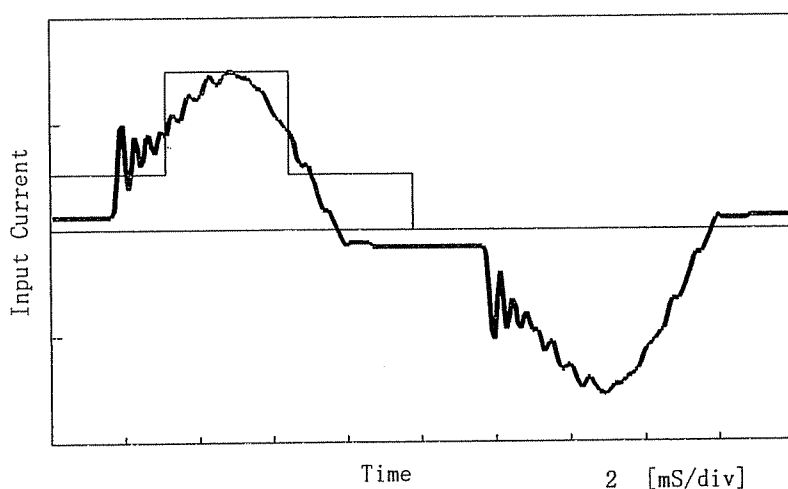
COSEL

Model	LEP150F-3G	Temperature	25°C
Item	Harmonic Current 高調波電流	Testing Circuitry	Figure E
Object			

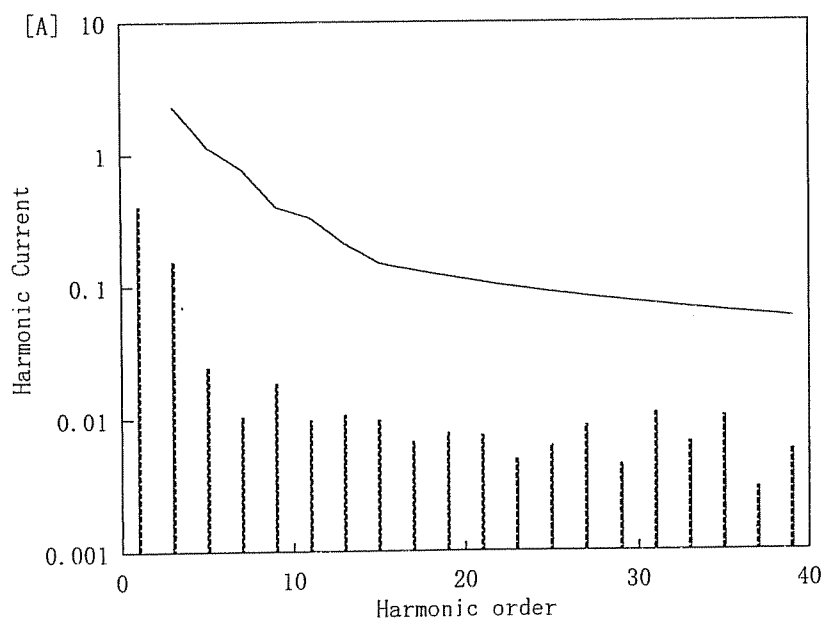
1. Input Current Waveform

— Input Current
— Envelope of the input current to classify equipment as Class D
クラスDの機器を決定するための入力電流包絡線

0.5 A/div



2. Harmonic Current



— Harmonic Current
高調波電流
— Limits for Class A equipment
クラスAの機器に対する限度値

Conditions	Values
Input Voltage [V]	231
Input Current [A]	0.437
Active Power [W]	88.8
Apparent Power [VA]	101.1
Frequency [Hz]	50
Power Factor	0.878
Output Power [W]	75.6

Harmonics order 高調波次数	Limits 限度値 [A]	Values 測定値 [A]
1	—	0.40510
2	—	0.00050
3	2.29004	0.15550
4	—	0.00010
5	1.13506	0.02490
6	—	0.00000
7	0.76667	0.01050
8	—	0.00010
9	0.39827	0.01880
10	—	0.00010
11	0.32857	0.00980
12	—	0.00010
13	0.20909	0.01080
14	—	0.00010
15	0.14935	0.00980
16	—	0.00000
17	0.13178	0.00670
18	—	0.00000
19	0.11791	0.00780
20	—	0.00010
21	0.10668	0.00750
22	—	0.00010
23	0.09740	0.00490
24	—	0.00010
25	0.08961	0.00630
26	—	0.00000
27	0.08297	0.00890
28	—	0.00010
29	0.07725	0.00450
30	—	0.00000
31	0.07227	0.01110
32	—	0.00000
33	0.06789	0.00660
34	—	0.00010
35	0.06401	0.01040
36	—	0.00010
37	0.06055	0.00300
38	—	0.00010
39	0.05744	0.00580
40	—	0.00010

RADIATED EMISSION

Model Name : LEP150F-36

Model No. : -

Serial No. : -

Points : 4

Detector : PEAK/QP

Polarization : Vertical

Limit: [EN 55022] Class B<3m>

Power Supply : 230V(1Phase) 50Hz

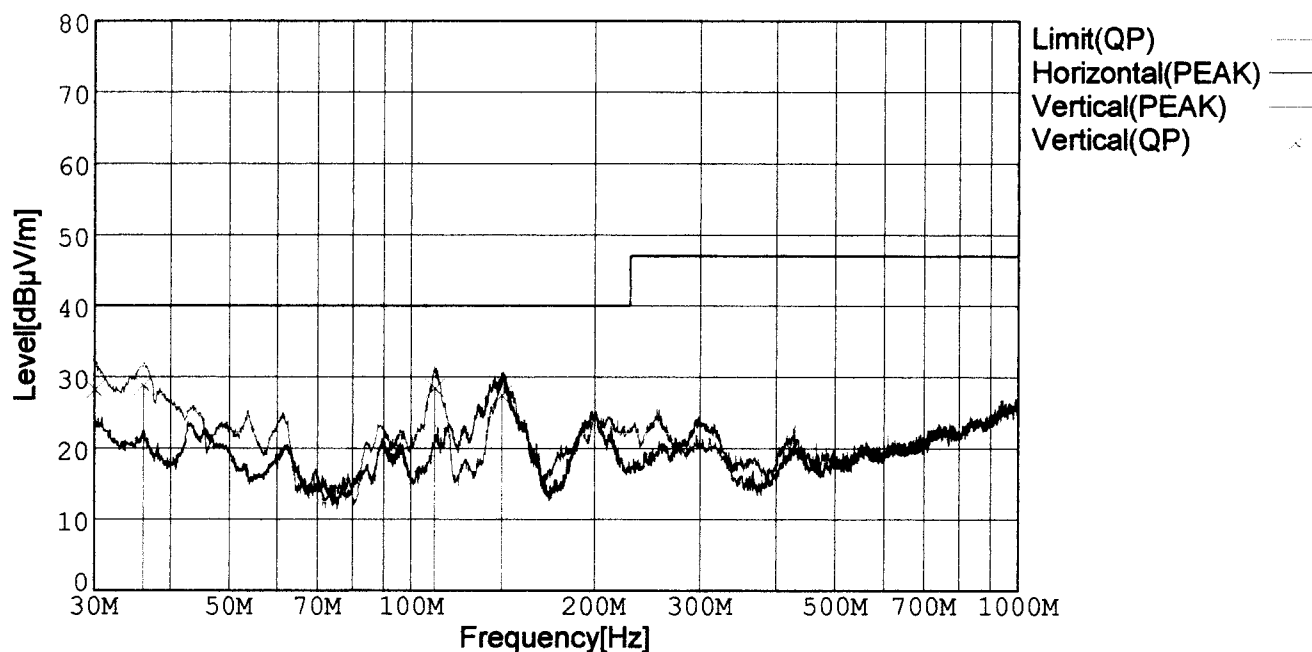
Temp. : 25deg C

Humi. : 45%

Date : 2002/9/7 16:47

Test Equip. : R3132,ESPC

Comment : Load100%(+36V 4.2A)



Frequency [MHz]	Meter Reading (QP) [dBμV]	Ant. Type	Antenna Factor [dB/m]	Cable & Preamp [dB]	Level (QP) [dBμV/m]	Angle[°]	Height [cm]	Polar.	Limit [dBμV/m]	Margin [dB]
30.064	42.0	BL	18.2	-32.1	28.1	138	101	Vert.	40.0	11.9
36.165	45.8	BL	15.1	-32.1	28.8	135	100	Vert.	40.0	11.2
109.505	49.2	BL	10.7	-31.5	28.4	347	127	Vert.	40.0	11.6

BL: Biconi-Log

LINE CONDUCTION

Model Name : LEP150F-36

Model No. : -

Serial No. : -

Points : 6

Detector : PEAK/QP/Ave.

Line Mode : VA/VB

Limit1: [EN 55022] Class B(QP)

Limit2: [EN 55022] Class B(Ave.)

Power Supply : 230V(1Phase) 50Hz

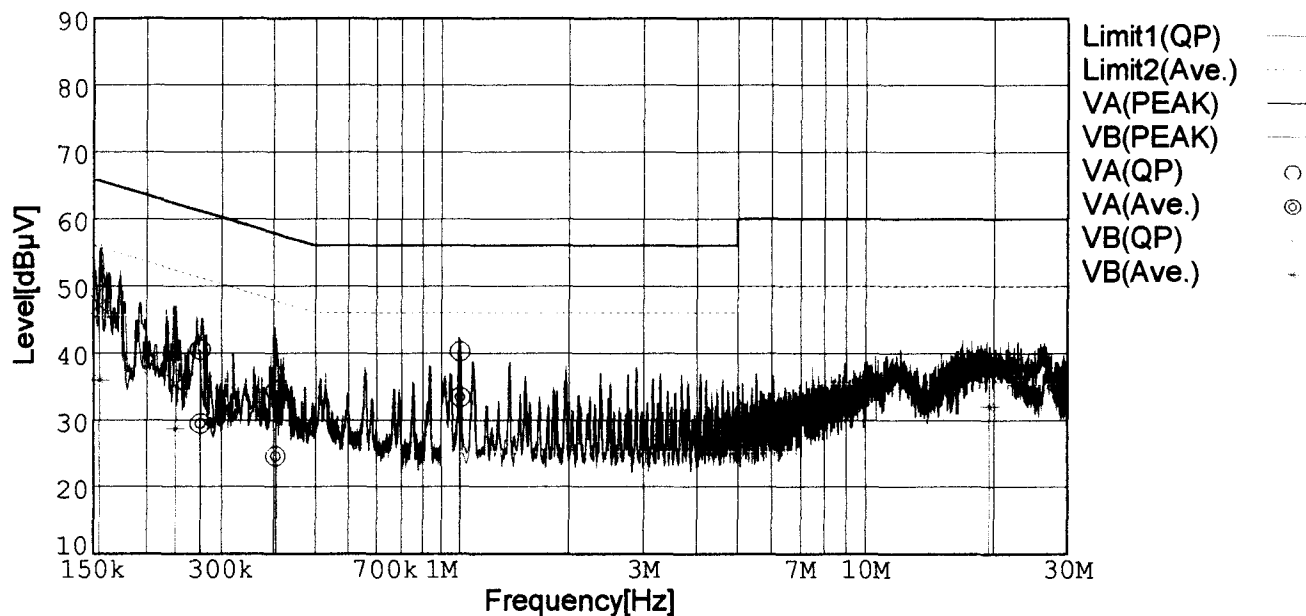
Temp. : 25deg C

Humi. : 45%

Date : 2002/9/7 11:44

Test Equip. : R3132,ESPC

Comment : Load100%(+36V 4.2A)



Frequency [MHz]	Meter Reading (QP) [dBμV]	Meter Reading (Ave.) [dBμV]	Factor [dB]	Level (QP) [dBμV]	Level (Ave.) [dBμV]	Line	Limit (QP) [dBμV]	Limit (Ave.) [dBμV]	Margin (QP)[dB]	Margin (Ave.) [dB]
0.2692	30.4	19.4	10.0	40.4	29.4	VA	61.2	51.2	20.8	21.8
0.4051	24.2	14.4	10.1	34.3	24.5	VA	57.8	47.8	23.5	23.3
1.1050	30.1	23.3	10.1	40.2	33.4	VA	56.0	46.0	15.8	12.6
0.1554	37.1	26.0	10.0	47.1	36.0	VB	65.7	55.7	18.6	19.7
0.2359	25.3	18.6	10.0	35.3	28.6	VB	62.2	52.2	26.9	23.6
19.5503	25.9	21.1	10.8	36.7	31.9	VB	60.0	50.0	23.3	18.1