

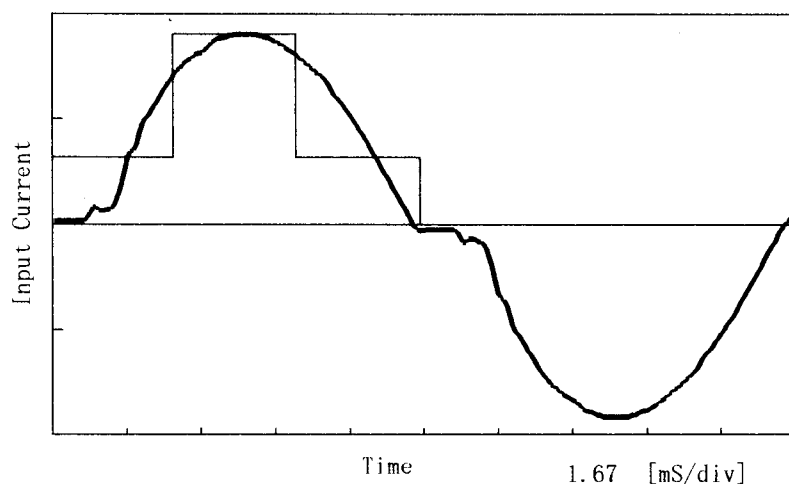
COSEL

Model	LEP100F-48	Temperature	25°C
Item	Harmonic Current 高調波電流	Testing Circuitry	Figure E
Object			

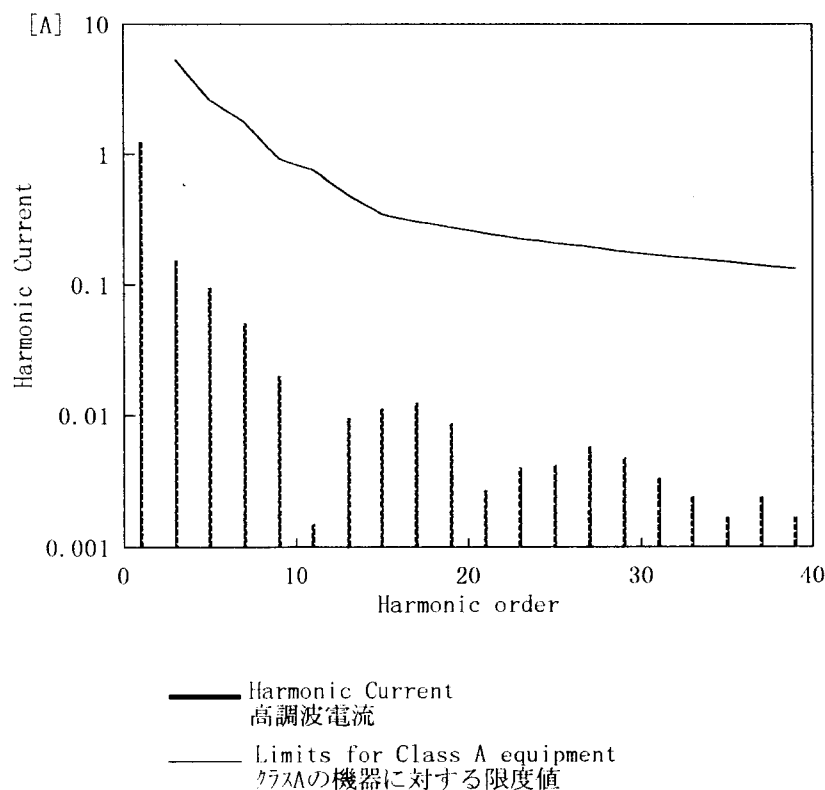
1. Input Current Waveform

— Input Current
 — Envelope of the input current to classify equipment as Class D
 クラスDの機器を決定するための入力電流包絡線

1 A/div



2. Harmonic Current



Conditions	Values
Input Voltage [V]	99.9
Input Current [A]	1.277
Active Power [W]	126.2
Apparent Power [VA]	127.6
Frequency [Hz]	60
Power Factor	0.989
Output Power [W]	100.8

Harmonics order 高調波次数	Limits 限度値 [A]	Values 測定値 [A]
1	—	1.26300
2	—	0.00060
3	5.29530	0.15340
4	—	0.00030
5	2.62462	0.09550
6	—	0.00030
7	1.77277	0.05110
8	—	0.00010
9	0.92092	0.02020
10	—	0.00010
11	0.75976	0.00150
12	—	0.00010
13	0.48348	0.00960
14	—	0.00010
15	0.34535	0.01130
16	—	0.00000
17	0.30472	0.01250
18	—	0.00000
19	0.27264	0.00870
20	—	0.00010
21	0.24668	0.00270
22	—	0.00010
23	0.22523	0.00400
24	—	0.00000
25	0.20721	0.00420
26	—	0.00010
27	0.19186	0.00570
28	—	0.00000
29	0.17863	0.00480
30	—	0.00010
31	0.16710	0.00330
32	—	0.00000
33	0.15698	0.00240
34	—	0.00000
35	0.14801	0.00170
36	—	0.00000
37	0.14000	0.00240
38	—	0.00000
39	0.13283	0.00170
40	—	0.00000

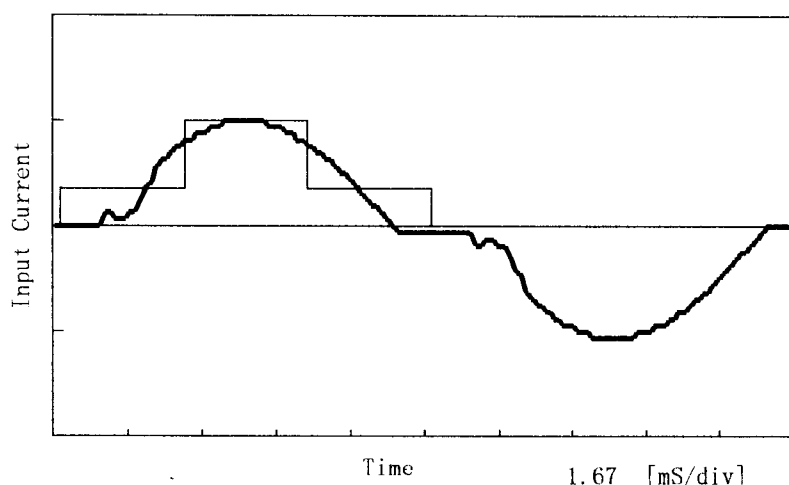
COSEL

Model	LEP100F-48	Temperature	25°C
Item	Harmonic Current 高調波電流	Testing Circuitry	Figure E
Object			

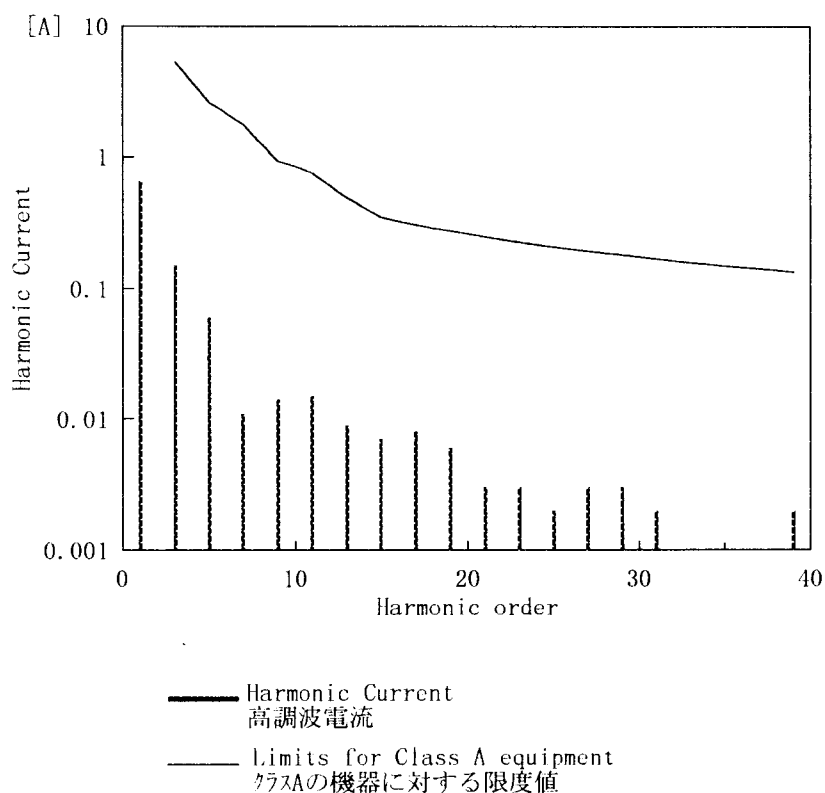
1. Input Current Waveform

— Input Current
 — Envelope of the input current to classify equipment as Class D
 クラスDの機器を決定するための入力電流包絡線

1 A/div



2. Harmonic Current



Conditions	Values
Input Voltage [V]	100.2
Input Current [A]	0.677
Active Power [W]	65.6
Apparent Power[VA]	67.9
Frequency [Hz]	60
Power Factor	0.966
Output Power [W]	50.4

Harmonics order 高調波次数	Limits 限度値 [A]	Values 測定値 [A]
1	—	0.65600
2	—	0.00100
3	5.27944	0.15100
4	—	0.00000
5	2.61677	0.06000
6	—	0.00000
7	1.76747	0.01100
8	—	0.00000
9	0.91816	0.01400
10	—	0.00000
11	0.75749	0.01500
12	—	0.00000
13	0.48204	0.00900
14	—	0.00000
15	0.34431	0.00700
16	—	0.00000
17	0.30380	0.00800
18	—	0.00100
19	0.27182	0.00600
20	—	0.00100
21	0.24594	0.00300
22	—	0.00100
23	0.22455	0.00300
24	—	0.00000
25	0.20659	0.00200
26	—	0.00100
27	0.19128	0.00300
28	—	0.00000
29	0.17809	0.00300
30	—	0.00100
31	0.16660	0.00200
32	—	0.00000
33	0.15651	0.00100
34	—	0.00000
35	0.14756	0.00100
36	—	0.00000
37	0.13959	0.00100
38	—	0.00000
39	0.13243	0.00200
40	—	0.00100

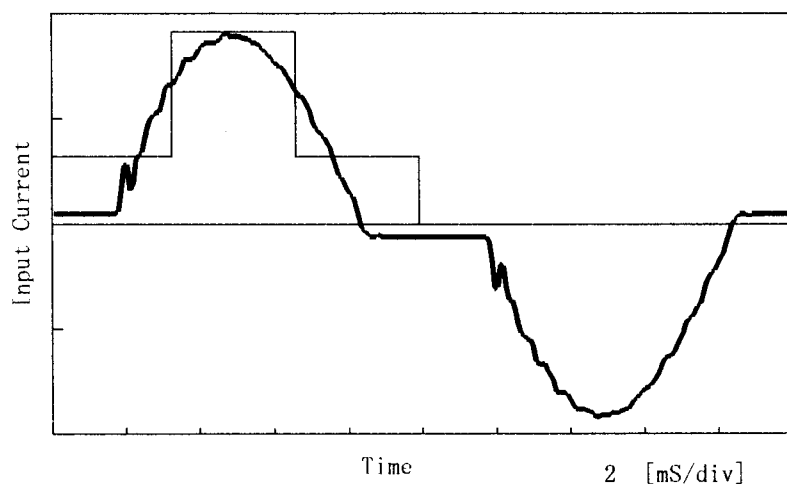
COSEL

Model	LEP100F-48	Temperature	25°C
Item	Harmonic Current 高調波電流	Testing Circuitry	Figure E
Object			

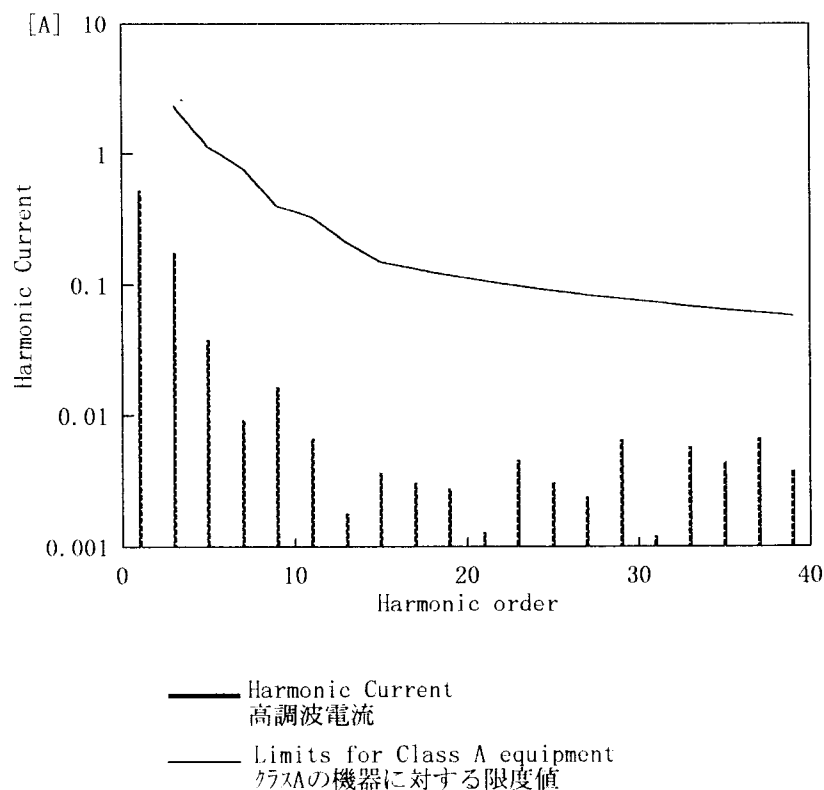
1. Input Current Waveform

— Input Current
— Envelope of the input current to classify equipment as Class D
クラスDの機器を決定するための入力電流包絡線

0.5 A/div



2. Harmonic Current



Conditions	Values
Input Voltage [V]	231
Input Current [A]	0.56
Active Power [W]	120.5
Apparent Power[VA]	129.4
Frequency [Hz]	50
Power Factor	0.931
Output Power [W]	100.8

Harmonics order 高調波次数	Limits 限度値 [A]	Values 測定値 [A]
1	—	0.52890
2	—	0.00050
3	2.29004	0.17780
4	—	0.00010
5	1.13506	0.03760
6	—	0.00000
7	0.76667	0.00930
8	—	0.00010
9	0.39827	0.01660
10	—	0.00010
11	0.32857	0.00680
12	—	0.00010
13	0.20909	0.00180
14	—	0.00010
15	0.14935	0.00370
16	—	0.00000
17	0.13178	0.00310
18	—	0.00000
19	0.11791	0.00280
20	—	0.00000
21	0.10668	0.00130
22	—	0.00010
23	0.09740	0.00460
24	—	0.00010
25	0.08961	0.00310
26	—	0.00010
27	0.08297	0.00240
28	—	0.00010
29	0.07725	0.00660
30	—	0.00010
31	0.07227	0.00120
32	—	0.00000
33	0.06789	0.00580
34	—	0.00010
35	0.06401	0.00450
36	—	0.00000
37	0.06055	0.00680
38	—	0.00000
39	0.05744	0.00390
40	—	0.00010

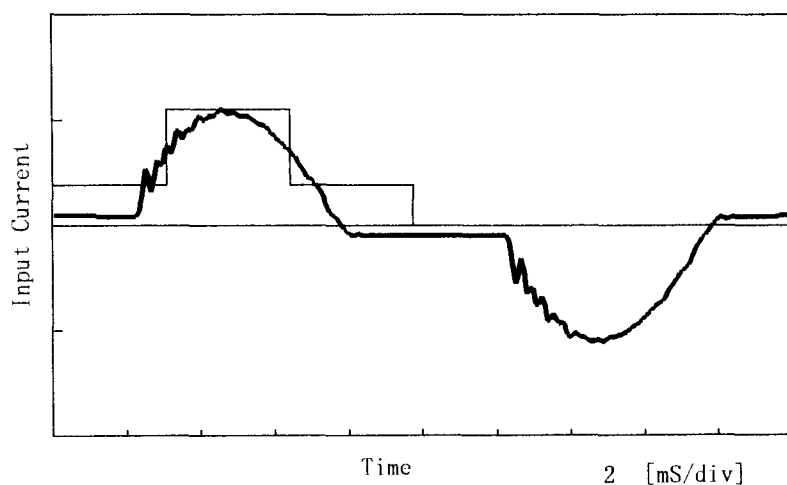
COSEL

Model	LEP100F-48	Temperature	25°C
Item	Harmonic Current 高調波電流	Testing Circuitry	Figure E
Object			

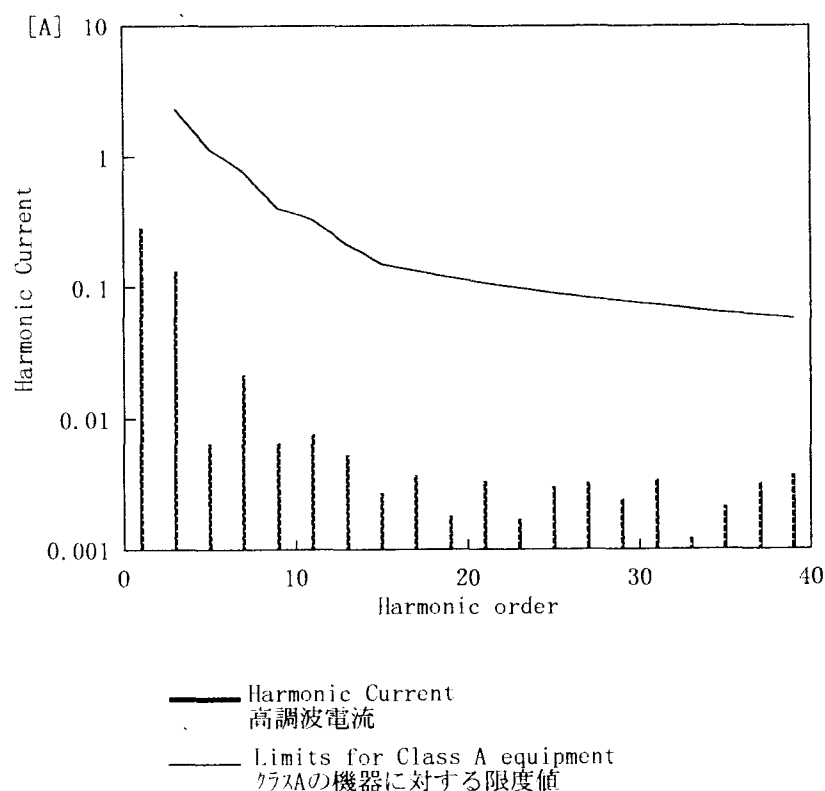
1. Input Current Waveform

— Input Current
— Envelope of the input current to classify equipment as Class D
クラスDの機器を決定するための入力電流包絡線

0.5 A/div



2. Harmonic Current



Conditions	Values
Input Voltage [V]	231.1
Input Current [A]	0.315
Active Power [W]	64
Apparent Power [VA]	73
Frequency [Hz]	50
Power Factor	0.877
Output Power [W]	50.4

Harmonics order 高調波次数	Limits 限度値 [A]	Values 測定値 [A]
1	—	0.28490
2	—	0.00020
3	2.28905	0.13190
4	—	0.00000
5	1.13457	0.00650
6	—	0.00000
7	0.76633	0.02170
8	—	0.00010
9	0.39810	0.00650
10	—	0.00010
11	0.32843	0.00760
12	—	0.00000
13	0.20900	0.00530
14	—	0.00010
15	0.14929	0.00270
16	—	0.00010
17	0.13172	0.00370
18	—	0.00010
19	0.11786	0.00180
20	—	0.00000
21	0.10663	0.00330
22	—	0.00000
23	0.09736	0.00170
24	—	0.00010
25	0.08957	0.00300
26	—	0.00010
27	0.08294	0.00320
28	—	0.00010
29	0.07722	0.00240
30	—	0.00000
31	0.07224	0.00340
32	—	0.00000
33	0.06786	0.00120
34	—	0.00000
35	0.06398	0.00210
36	—	0.00010
37	0.06052	0.00320
38	—	0.00010
39	0.05742	0.00370
40	—	0.00000



RADIATED EMISSION

Model Name : LEP100F-48

Model No. : -

Serial No. : -

Points : 1

Detector : PEAK/QP

Polarization : Vertical

Limit: [EN 55022] Class B<3m>

Power Supply : 230V(1Phase) 50Hz

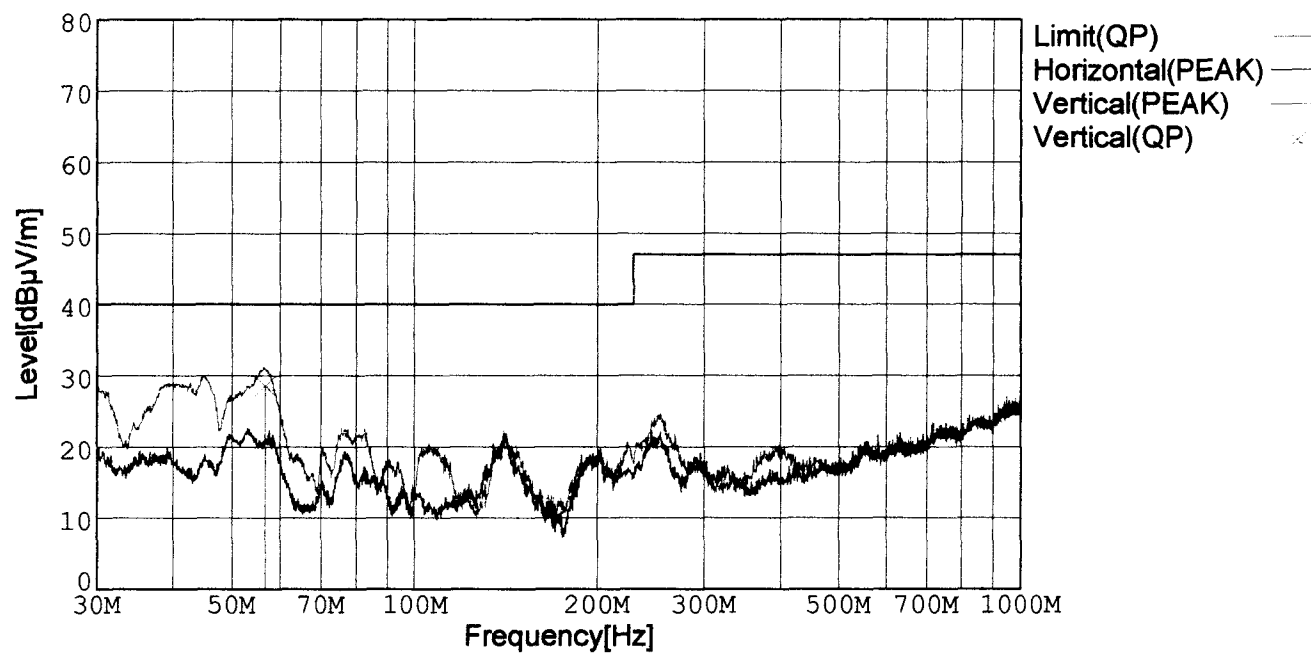
Temp. : 25deg C

Humi. : 45%

Date : 2002/9/2 20:38

Test Equip. : R3132,ESPC

Comment : Load100%(+48V 2.1A)



Frequency [MHz]	Meter Reading (QP) [dBμV]	Ant. Type	Antenna Factor [dB/m]	Cable & Preamp [dB]	Level (QP) [dBμV/m]	Angle[°]	Height [cm]	Polar.	Limit [dBμV/m]	Margin [dB]
56.860	55.2	BL	5.2	-31.9	28.5	76	105	Vert.	40.0	11.5

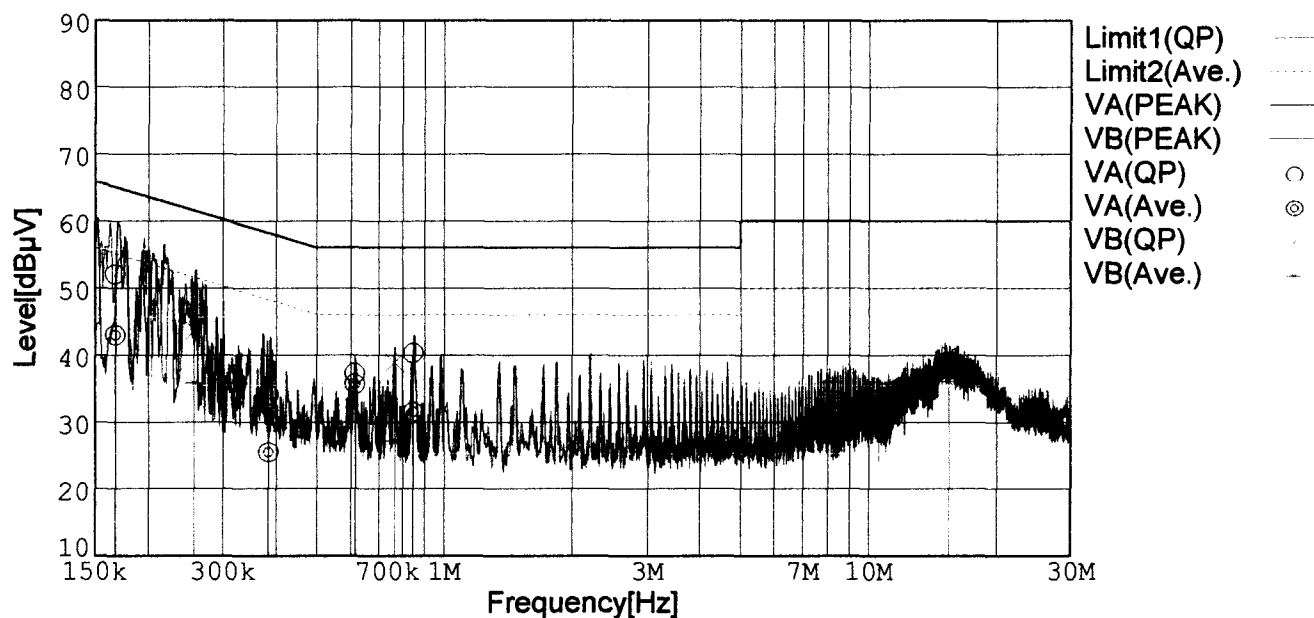
BL: Biconi-Log



LINE CONDUCTION

Model Name : LEP100F-48
 Model No. : -
 Serial No. : -
 Points : 7
 Detector : PEAK/QP/Ave.
 Line Mode : VA/VB
 Limit1: [EN 55022] Class B(QP)
 Limit2: [EN 55022] Class B(Ave.)

Power Supply : 230V(1Phase) 50Hz
 Temp. : 25deg C
 Humi. : 45%
 Date : 2002/9/2 18:31
 Test Equip. : R3132,ESPC
 Comment : Load100%(+48V 2.1A)



Frequency [MHz]	Meter Reading (QP) [dBμV]	Meter Reading (Ave.) [dBμV]	Factor [dB]	Level (QP) [dBμV]	Level (Ave.) [dBμV]	Line	Limit (QP) [dBμV]	Limit (Ave.) [dBμV]	Margin (QP)[dB]	Margin (Ave.) [dB]
0.1678	42.0	32.9	10.0	52.0	42.9	VA	65.1	55.1	13.1	12.2
0.3837	24.1	15.4	10.0	34.1	25.4	VA	58.2	48.2	24.1	22.8
0.6160	27.1	25.5	10.1	37.2	35.6	VA	56.0	46.0	18.8	10.4
0.8478	30.2	21.4	10.1	40.3	31.5	VA	56.0	46.0	15.7	14.5
0.2573	33.6	25.7	10.0	43.6	35.7	VB	61.5	51.5	17.9	15.8
0.7669	28.8	17.0	10.1	38.9	27.1	VB	56.0	46.0	17.1	18.9
15.4743	29.5	25.4	10.7	40.2	36.1	VB	60.0	50.0	19.8	13.9