

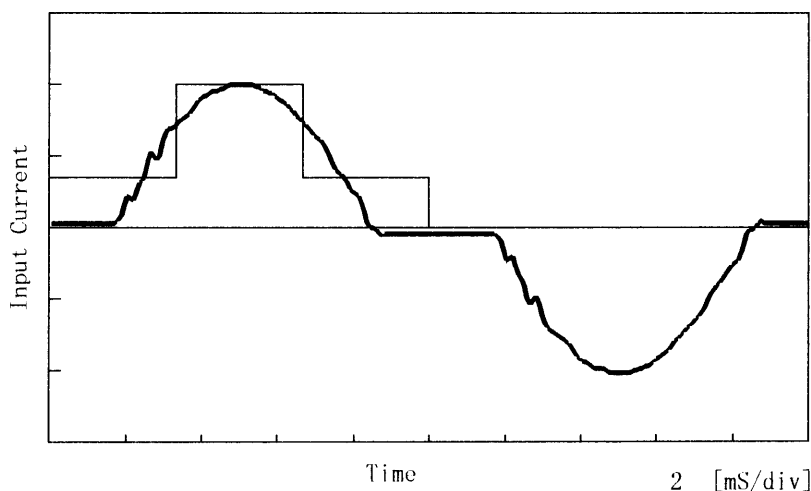
COSEL

Model	LEB225F-0524	Temperature	25°C
Item	Harmonic Current 高調波電流	Testing Circuitry	Figure E
Object	_____		

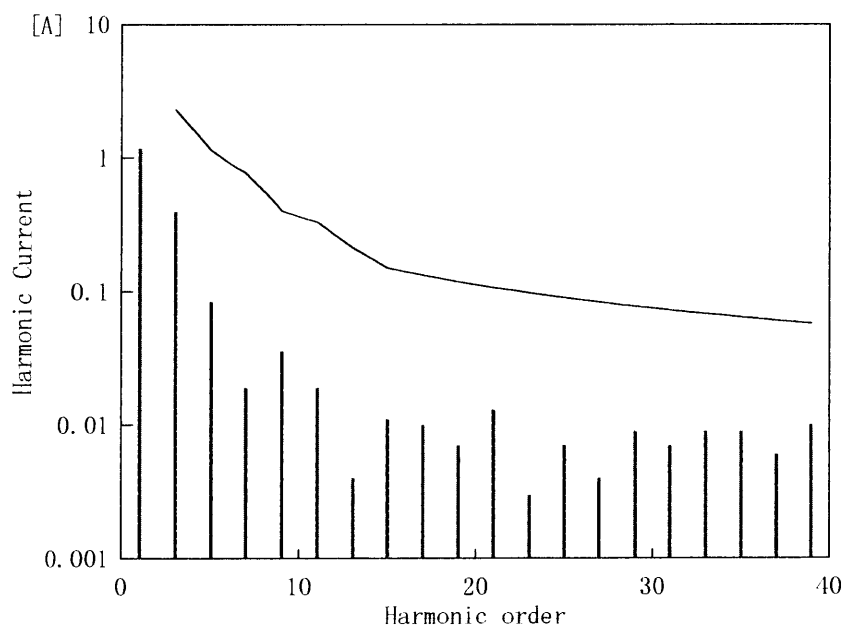
1. Input Current Waveform

— Input Current
 — Envelope of the input current to classify equipment as Class D
 クラスDの機器を決定するための入力電流包絡線

1 A/div



2. Harmonic Current



— Harmonic Current
 高調波電流
 — Limits for Class A equipment
 クラスAの機器に対する限度値

Conditions	Values
Input Voltage [V]	230.4
Input Current [A]	1.253
Active Power [W]	270.9
Apparent Power [VA]	288.7
Frequency [Hz]	50
Power Factor	0.938
Output Power [W]	225

Harmonics order 高調波次数	Limits 限度値 [A]	Values 測定値 [A]
1	—	1.18300
2	—	0.00100
3	2.29601	0.39800
4	—	0.00000
5	1.13802	0.08400
6	—	0.00000
7	0.76866	0.01900
8	—	0.00000
9	0.39931	0.03600
10	—	0.00000
11	0.32943	0.01900
12	—	0.00000
13	0.20964	0.00400
14	—	0.00000
15	0.14974	0.01100
16	—	0.00000
17	0.13212	0.01000
18	—	0.00000
19	0.11822	0.00700
20	—	0.00000
21	0.10696	0.01300
22	—	0.00000
23	0.09766	0.00300
24	—	0.00000
25	0.08984	0.00700
26	—	0.00000
27	0.08319	0.00400
28	—	0.00000
29	0.07745	0.00900
30	—	0.00000
31	0.07245	0.00700
32	—	0.00000
33	0.06806	0.00900
34	—	0.00000
35	0.06417	0.00900
36	—	0.00000
37	0.06071	0.00600
38	—	0.00000
39	0.05759	0.01000
40	—	0.00000

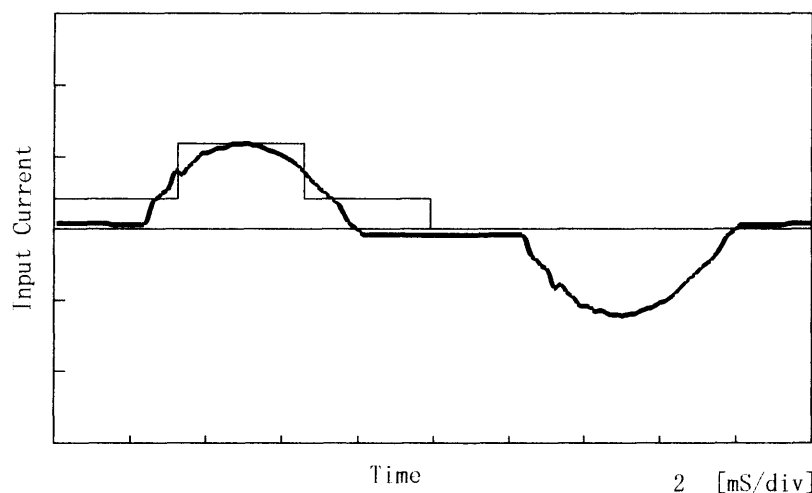
COSEL

Model	LEB225F-0524	Temperature	25°C
Item	Harmonic Current 高調波電流		
Object			
		Testing Circuitry	Figure E

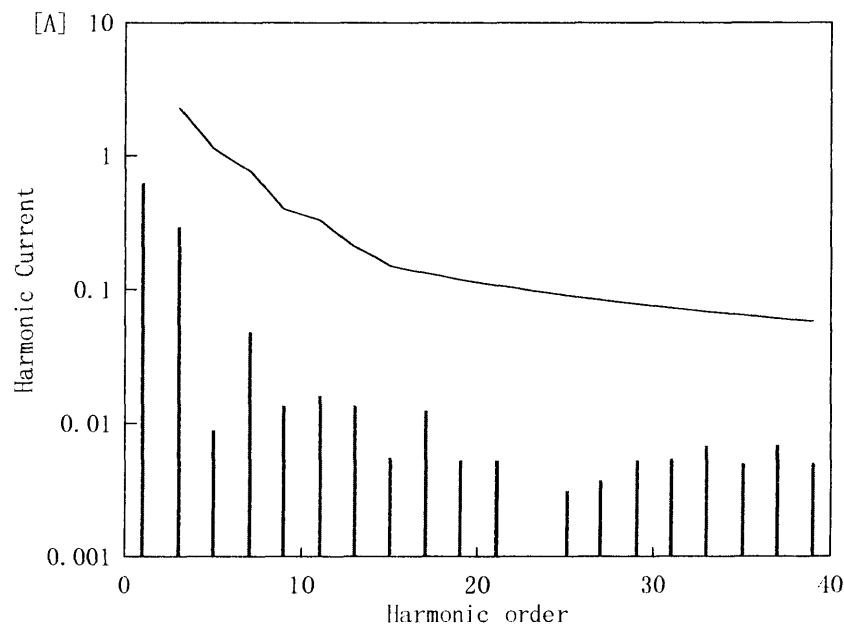
1. Input Current Waveform

— Input Current
 — Envelope of the input current to classify equipment as Class D
 クラスDの機器を決定するための入力電流包絡線

1 A/div



2. Harmonic Current



— Harmonic Current
 高調波電流
 — Limits for Class A equipment
 クラスAの機器に対する限度値

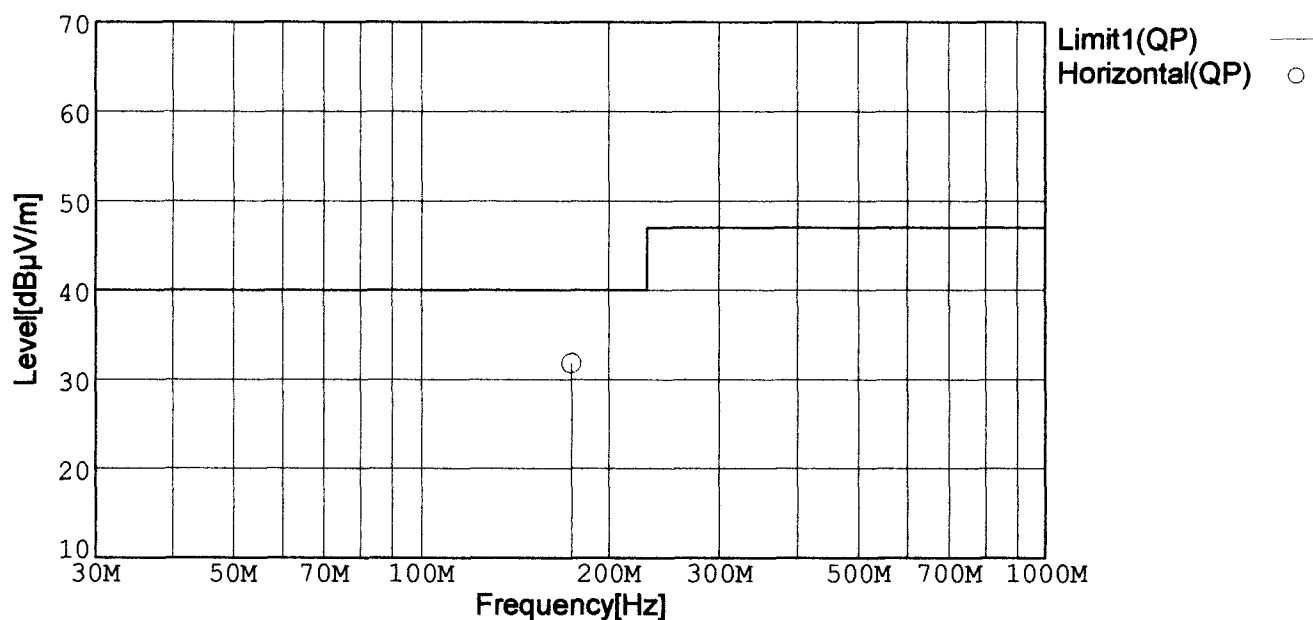
Conditions	Values
Input Voltage [V]	230.6
Input Current [A]	0.695
Active Power [W]	142.6
Apparent Power [VA]	160.3
Frequency [Hz]	50
Power Factor	0.890
Output Power [W]	112.5

Harmonics order 高調波次数	Limits 限度値 [A]	Values 測定値 [A]
1	—	0.62670
2	—	0.00050
3	2.29402	0.29410
4	—	0.00000
5	1.13703	0.00890
6	—	0.00000
7	0.76800	0.04820
8	—	0.00010
9	0.39896	0.01350
10	—	0.00010
11	0.32914	0.01610
12	—	0.00010
13	0.20945	0.01350
14	—	0.00010
15	0.14961	0.00550
16	—	0.00000
17	0.13201	0.01250
18	—	0.00010
19	0.11811	0.00530
20	—	0.00010
21	0.10686	0.00530
22	—	0.00010
23	0.09757	0.00080
24	—	0.00010
25	0.08977	0.00310
26	—	0.00010
27	0.08312	0.00370
28	—	0.00000
29	0.07738	0.00530
30	—	0.00010
31	0.07239	0.00540
32	—	0.00010
33	0.06800	0.00680
34	—	0.00000
35	0.06412	0.00500
36	—	0.00000
37	0.06065	0.00690
38	—	0.00000
39	0.05754	0.00500
40	—	0.00010



RADIATED EMISSION

Model Name : LEB225F-0524 Humidity : 45%
 Model No. : - Comment1 : AC230V
 Serial No. : - Comment2 : Load 100% (V1:+5V1.8A V2:+24V9A)
 Temperature : 25deg C Tested by : T.Noda
 Detector : QP Date : 2000/2/5 17:19
 Points : 1 EMI Receiver(s) : ESPC
 Polarization : Horizontal
 Limit1: [EN 55022] Class B<3m>



Frequency [MHz]	Meter Reading [dBμV]	Antenna Factor[dB]	Cable Loss[dB]	Level [dBμV/m]	Angle[°]	Height [cm]	Pola.	Limit [dBμV/m]	Margin [dB]
173.870	46.8	-27.7	12.7	31.8	204	157	Hori.	40.0	8.2



LINE CONDUCTION

Model Name : LEB225F-0524

Model No. : -

Serial No. : -

Temperature : 25deg C

Detector : QP/Ave.

Points : 7

Line Mode : VA/VB

Limit1: [EN 55022] Class B(QP)

Limit2: [EN 55022] Class B(Ave.)

Humidity : 45%

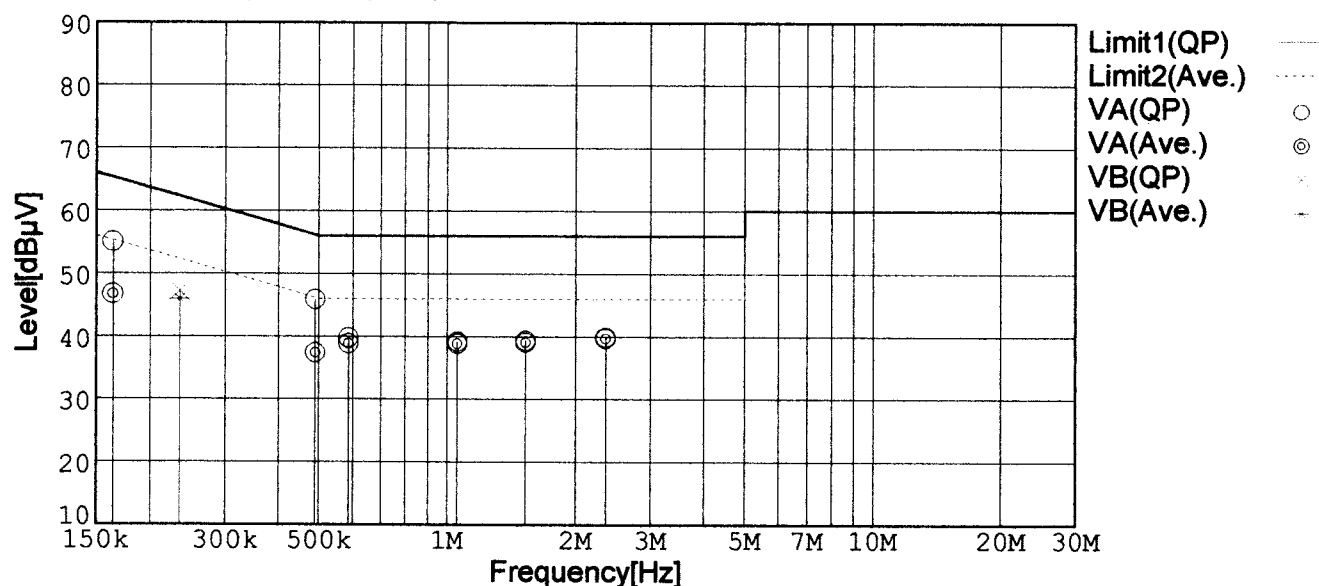
Comment1 : AC230V

Comment2 : Load 100% (V1:+5V1.8A V2:+24V9A)

Tested by : T.Noda

Date : 2000/2/5 20:15

EMI Receiver(s) : ESPC



Frequency [MHz]	Meter Reading (QP) [dBμV]	Meter Reading (Ave.) [dBμV]	Factor [dB]	Level (QP) [dBμV]	Level (Ave.) [dBμV]	Line	Limit (QP) [dBμV]	Limit (Ave.) [dBμV]	Margin (QP)[dB]	Margin (Ave.) [dB]
0.1635	44.7	36.4	10.3	55.0	46.7	VA	65.3	55.3	10.3	8.6
0.4899	35.6	27.2	10.2	45.8	37.4	VA	56.2	46.2	10.4	8.8
0.5854	29.5	28.6	10.2	39.7	38.8	VA	56.0	46.0	16.3	7.2
1.0557	29.0	28.7	10.1	39.1	38.8	VA	56.0	46.0	16.9	7.2
1.5268	29.2	28.9	10.1	39.3	39.0	VA	56.0	46.0	16.7	7.0
2.3488	29.8	29.5	10.1	39.9	39.6	VA	56.0	46.0	16.1	6.4
0.2339	36.9	35.6	10.3	47.2	45.9	VB	62.3	52.3	15.1	6.4