

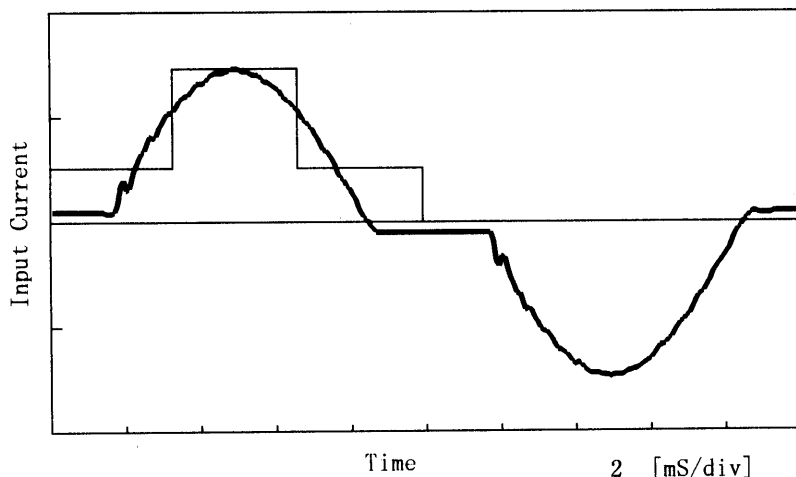
COSEL

Model	LEA75F-5	Temperature	25°C
Item	Harmonic Current 高調波電流	Testing Circuitry	Figure E
Object			

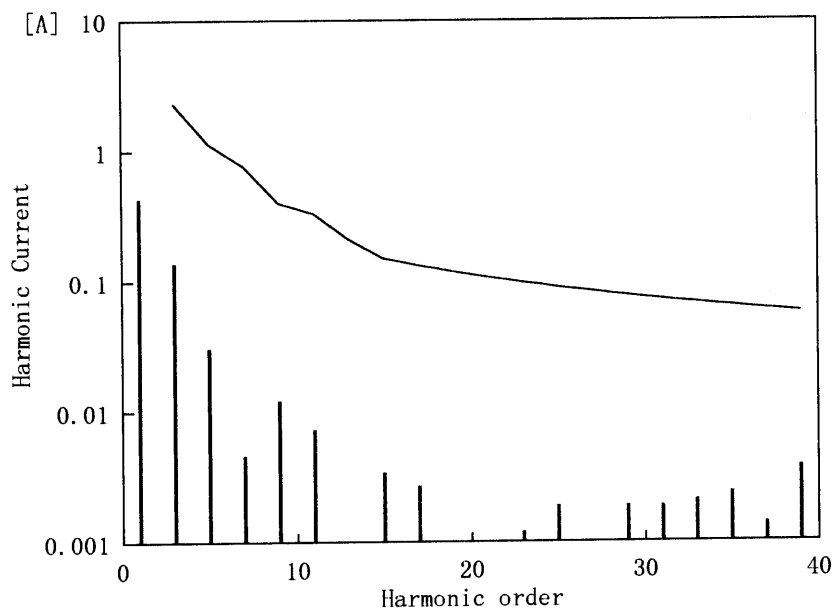
1. Input Current Waveform

— Input Current
 — Envelope of the input current to classify equipment as Class D
 クラスDの機器を決定するための入力電流包絡線

0.5 A/div



2. Harmonic Current



— Harmonic Current
 高調波電流
 — Limits for Class A equipment
 クラスAの機器に対する限度値

Conditions	Values
Input Voltage [V]	230.4
Input Current [A]	0.454
Active Power [W]	98
Apparent Power[VA]	104.8
Frequency [Hz]	50
Power Factor	0.935
Output Power [W]	75

Harmonics order 高調波次数	Limits 限度値 [A]	Values 測定値 [A]
1	—	0.43130
2	—	0.00030
3	2.29601	0.13910
4	—	0.00010
5	1.13802	0.03080
6	—	0.00000
7	0.76866	0.00460
8	—	0.00000
9	0.39931	0.01210
10	—	0.00010
11	0.32943	0.00730
12	—	0.00010
13	0.20964	0.00070
14	—	0.00010
15	0.14974	0.00340
16	—	0.00000
17	0.13212	0.00270
18	—	0.00000
19	0.11822	0.00100
20	—	0.00010
21	0.10696	0.00060
22	—	0.00010
23	0.09766	0.00120
24	—	0.00010
25	0.08984	0.00190
26	—	0.00010
27	0.08319	0.00090
28	—	0.00010
29	0.07745	0.00190
30	—	0.00000
31	0.07245	0.00190
32	—	0.00000
33	0.06806	0.00210
34	—	0.00010
35	0.06417	0.00240
36	—	0.00010
37	0.06071	0.00140
38	—	0.00000
39	0.05759	0.00380
40	—	0.00010

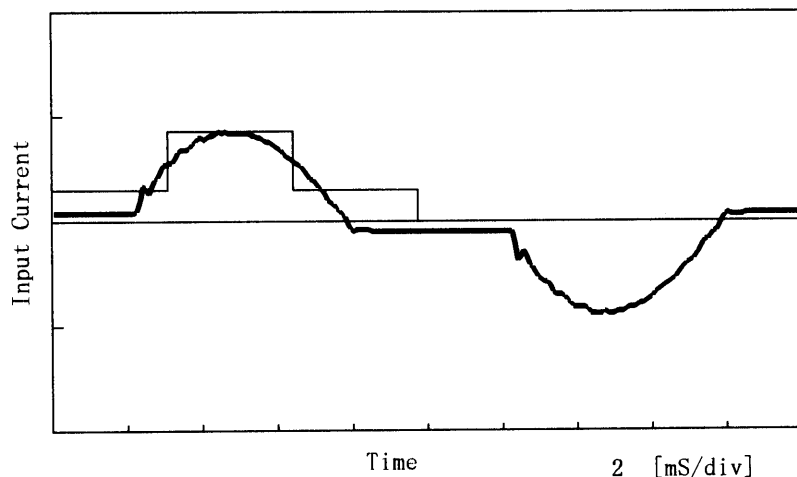
COSEL

Model	LEA75F-5	Temperature	25°C
Item	Harmonic Current 高調波電流	Testing Circuitry	Figure E
Object			

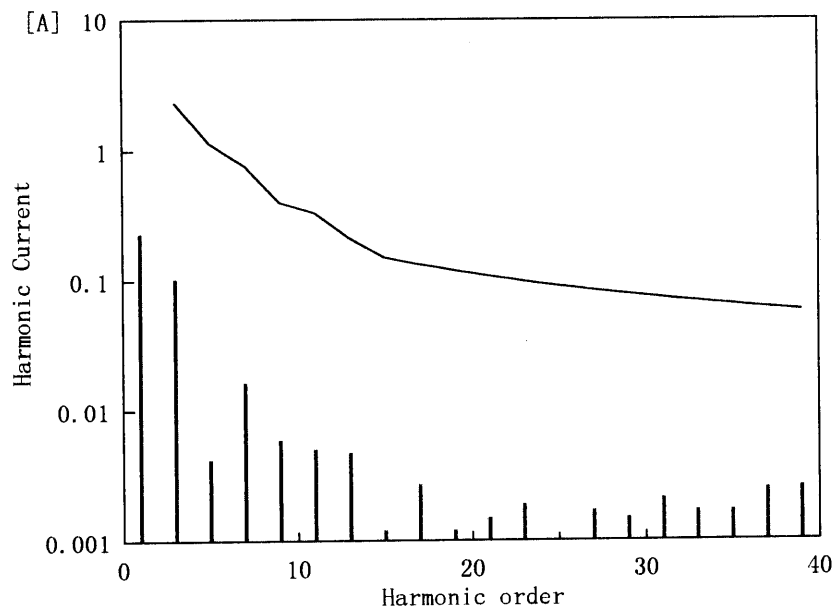
1. Input Current Waveform

— Input Current
— Envelope of the input current to classify equipment as Class D
クラスDの機器を決定するための入力電流包絡線

0.5 A/div



2. Harmonic Current



— Harmonic Current
高調波電流
— Limits for Class A equipment
クラスAの機器に対する限度値

Conditions	Values
Input Voltage [V]	230.5
Input Current [A]	0.253
Active Power [W]	51.4
Apparent Power [VA]	58.5
Frequency [Hz]	50
Power Factor	0.879
Output Power [W]	37.5

Harmonics order 高調波次数	Limits 限度値 [A]	Values 測定値 [A]
1	—	0.23050
2	—	0.00030
3	2.29501	0.10340
4	—	0.00000
5	1.13753	0.00420
6	—	0.00000
7	0.76833	0.01630
8	—	0.00010
9	0.39913	0.00590
10	—	0.00010
11	0.32928	0.00500
12	—	0.00010
13	0.20954	0.00470
14	—	0.00000
15	0.14967	0.00120
16	—	0.00010
17	0.13207	0.00270
18	—	0.00010
19	0.11816	0.00120
20	—	0.00000
21	0.10691	0.00150
22	—	0.00000
23	0.09761	0.00190
24	—	0.00010
25	0.08980	0.00050
26	—	0.00010
27	0.08315	0.00170
28	—	0.00000
29	0.07742	0.00150
30	—	0.00010
31	0.07242	0.00210
32	—	0.00000
33	0.06803	0.00170
34	—	0.00000
35	0.06415	0.00170
36	—	0.00010
37	0.06068	0.00250
38	—	0.00000
39	0.05757	0.00260
40	—	0.00010



RADIATED EMISSION

Model Name : LEA75F-5

Model No. :

Serial No. :

Temperature : 25deg C

Detector : PEAK/QP

Points : 1

Polarization : Horizontal

Limit1: [CISPR 22] Class B<3m>

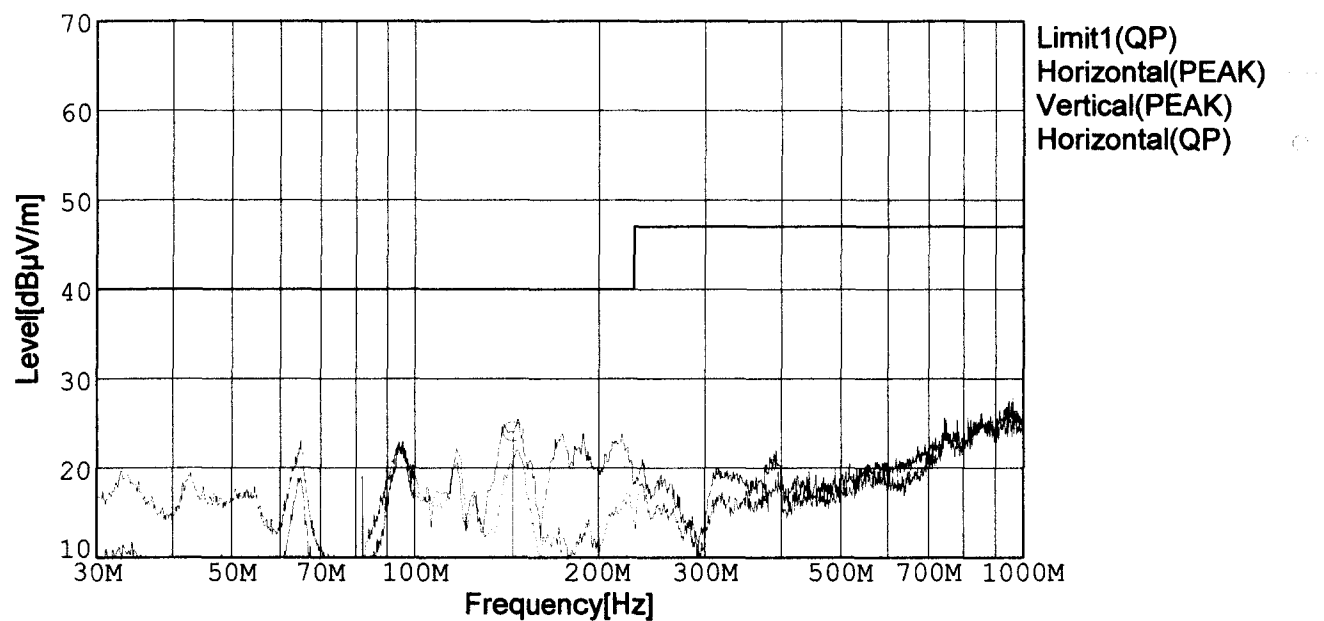
Humidity : 45%

Comment : AC230V Io=100%

Tested by : K.Todo

Date : 1998/11/27 10:56

EMI Receiver(s) : R3261A,ESPC



Frequency [MHz]	Meter Reading [dBμV]	Antenna Factor [dB]	Cable Loss [dB]	Level [dBμV/m]	Angle [°]	Height [cm]	Pola.	Limit [dBμV/m]	Margin [dB]
144.625	37.9	-27.9	14.1	24.1	0	159	Hori.	40.0	15.9



LINE CONDUCTION

Model Name : LEA75F-5

Model No. :

Serial No. :

Temperature : 25deg C

Detector : PEAK/QP/Ave.

Points : 4

Line Mode : VA/VB

Limit1: [CISPR Pub22] Class B(QP)

Limit2: [CISPR Pub22] Class B(Ave.)

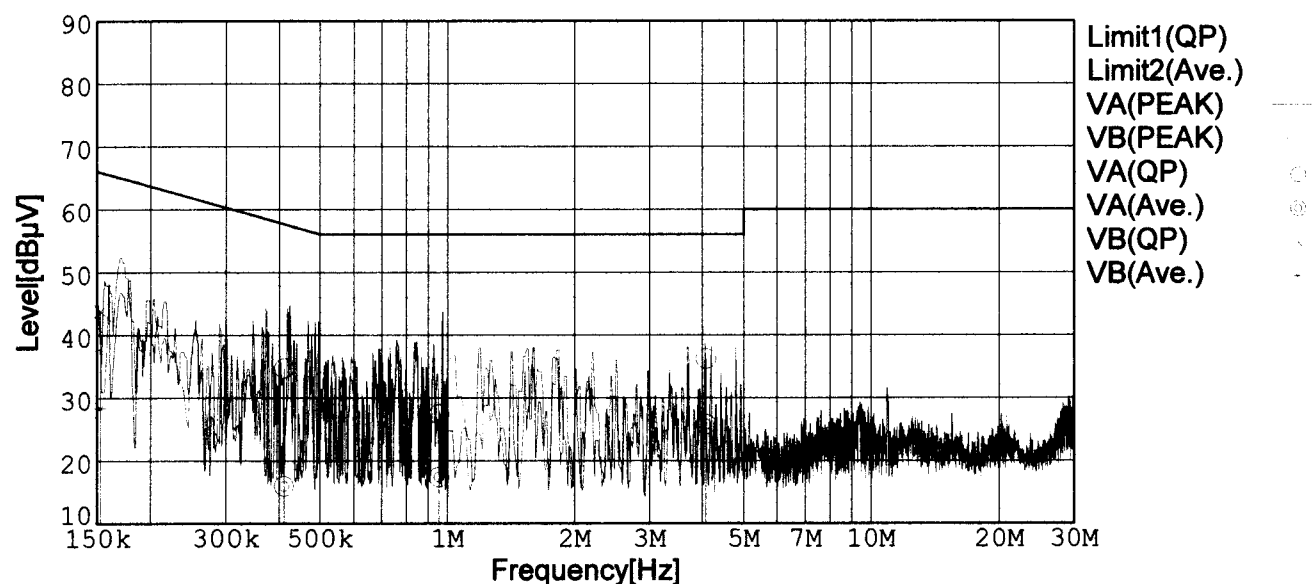
Humidity : 45%

Comment : AC230V, Io=100%

Tested by : K.Todo

Date : 1999/1/22 13:42

EMI Receiver(s) : R3261A,ESPC



Frequency [MHz]	Meter Reading (QP) [dBμV]	Meter Reading (Ave.) [dBμV]	Factor [dB]	Level (QP) [dBμV]	Level (Ave.) [dBμV]	Line	Limit (QP) [dBμV]	Limit (Ave.) [dBμV]	Margin (QP) [dB]	Margin (Ave.) [dB]
0.4102	24.5	5.7	10.2	34.7	15.9	VA	57.6	47.6	22.9	31.7
0.9539	17.3	7.3	10.1	27.4	17.4	VA	56.0	46.0	28.6	28.6
4.0785	26.0	15.6	10.2	36.2	25.8	VA	56.0	46.0	19.8	20.2
0.1529	33.5	18.1	10.3	43.8	28.4	VB	65.8	55.8	22.0	27.4