

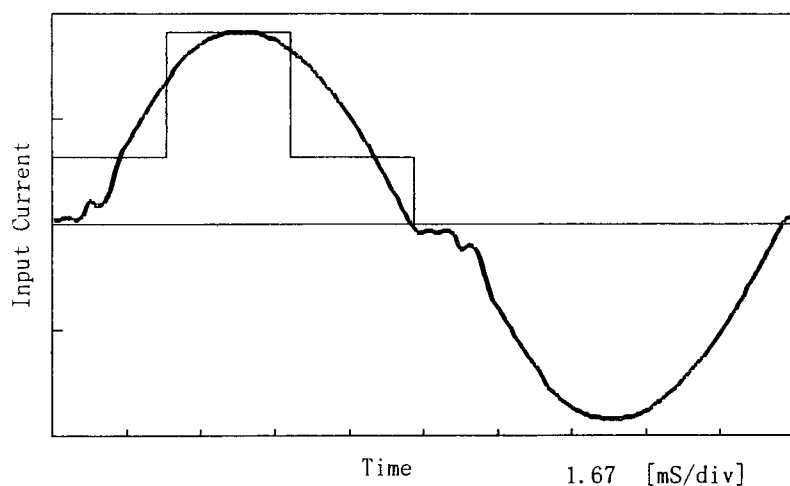
**COSEL**

Model	LEA50F-9	Temperature	25°C
Item	Harmonic Current 高調波電流	Testing Circuitry	Figure E
Object			

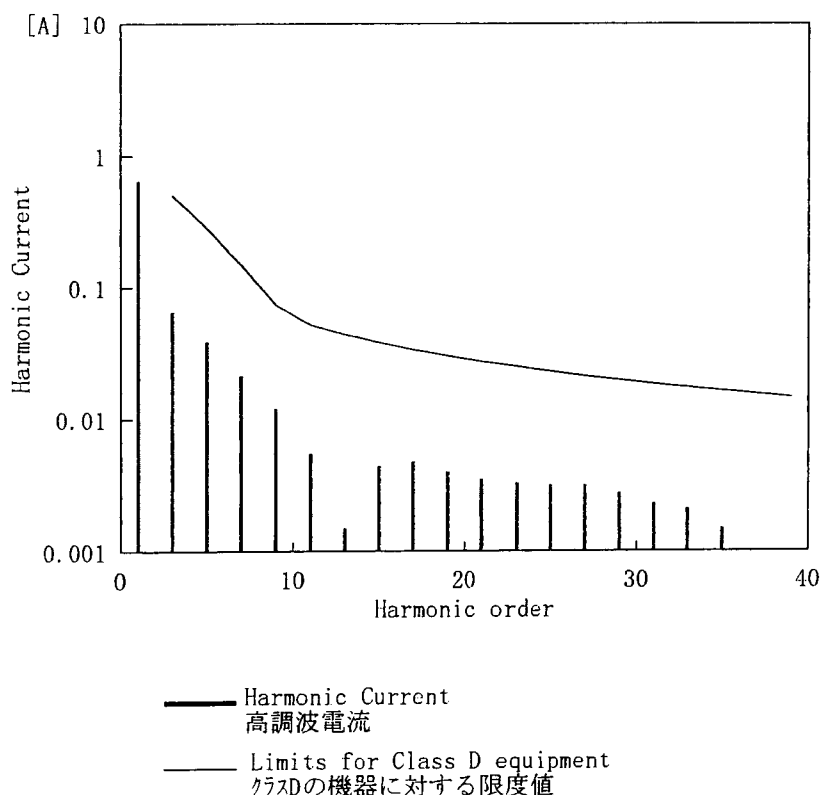
## 1. Input Current Waveform

— Input Current  
 — Envelope of the input current to classify equipment as Class D  
 クラスDの機器を決定するための入力電流包絡線

0.5 A/div



## 2. Harmonic Current



Conditions	Values
Input Voltage [V]	100.1
Input Current [A]	0.648
Active Power [W]	64.3
Apparent Power [VA]	64.9
Frequency [Hz]	60
Power Factor	0.991
Output Power [W]	50.4

Harmonics order 高調波次数	Limits 限度値 [A]	Values 測定値 [A]
1	—	0.64310
2	—	0.00030
3	0.50232	0.06530
4	—	0.00020
5	0.28071	0.03880
6	—	0.00010
7	0.14774	0.02140
8	—	0.00010
9	0.07387	0.01200
10	—	0.00010
11	0.05171	0.00550
12	—	0.00010
13	0.04375	0.00150
14	—	0.00010
15	0.03792	0.00440
16	—	0.00010
17	0.03346	0.00480
18	—	0.00010
19	0.02994	0.00400
20	—	0.00000
21	0.02709	0.00350
22	—	0.00010
23	0.02473	0.00330
24	—	0.00000
25	0.02275	0.00320
26	—	0.00010
27	0.02107	0.00320
28	—	0.00010
29	0.01961	0.00280
30	—	0.00000
31	0.01835	0.00230
32	—	0.00000
33	0.01724	0.00210
34	—	0.00000
35	0.01625	0.00150
36	—	0.00000
37	0.01537	0.00060
38	—	0.00010
39	0.01458	0.00020
40	—	0.00010

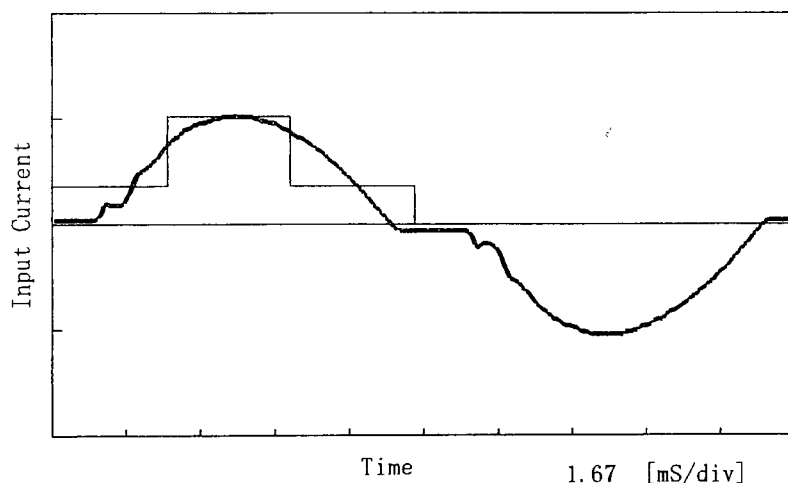
**COSEL**

Model	LEA50F-9	Temperature	25°C
Item	Harmonic Current 高調波電流	Testing Circuitry	Figure E
Object			

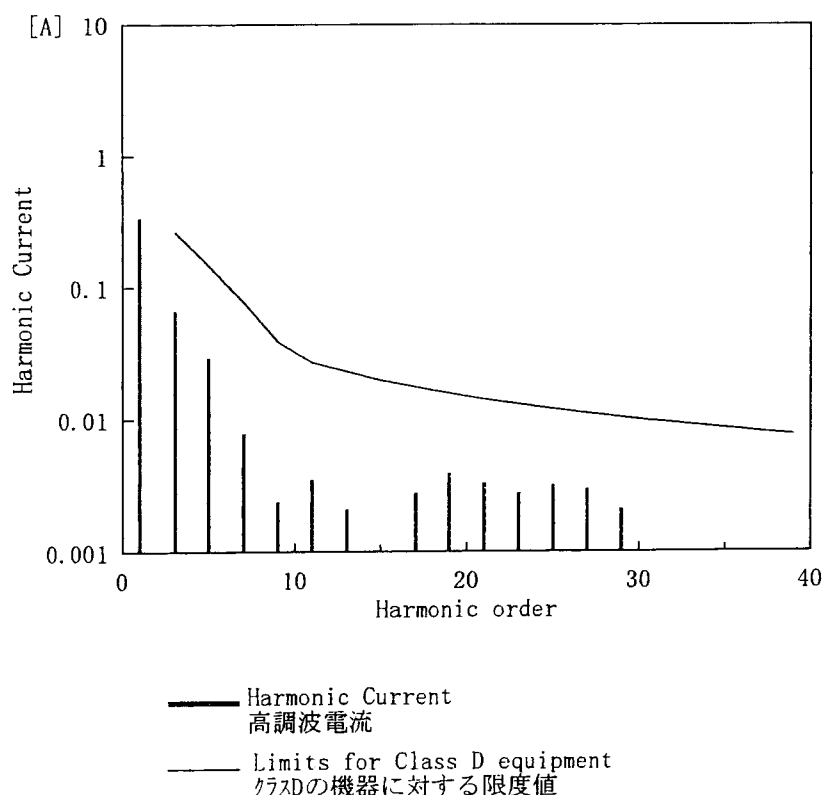
## 1. Input Current Waveform

— Input Current  
 — Envelope of the input current to classify equipment as Class D  
 クラスDの機器を決定するための入力電流包絡線

0.5 A/div



## 2. Harmonic Current



Conditions	Values
Input Voltage [V]	100.2
Input Current [A]	0.345
Active Power [W]	33.7
Apparent Power [VA]	34.7
Frequency [Hz]	60
Power Factor	0.971
Output Power [W]	25.2

Harmonics order 高調波次数	Limits 限度値 [A]	Values 測定値 [A]
1	—	0.33770
2	—	0.00030
3	0.26301	0.06660
4	—	0.00010
5	0.14698	0.02950
6	—	0.00000
7	0.07736	0.00780
8	—	0.00010
9	0.03868	0.00240
10	—	0.00010
11	0.02707	0.00350
12	—	0.00010
13	0.02291	0.00210
14	—	0.00000
15	0.01985	0.00060
16	—	0.00000
17	0.01752	0.00280
18	—	0.00000
19	0.01567	0.00390
20	—	0.00010
21	0.01418	0.00330
22	—	0.00010
23	0.01295	0.00280
24	—	0.00000
25	0.01191	0.00320
26	—	0.00000
27	0.01103	0.00300
28	—	0.00000
29	0.01027	0.00210
30	—	0.00010
31	0.00961	0.00100
32	—	0.00010
33	0.00902	0.00070
34	—	0.00000
35	0.00851	0.00060
36	—	0.00000
37	0.00805	0.00070
38	—	0.00000
39	0.00764	0.00060
40	—	0.00010

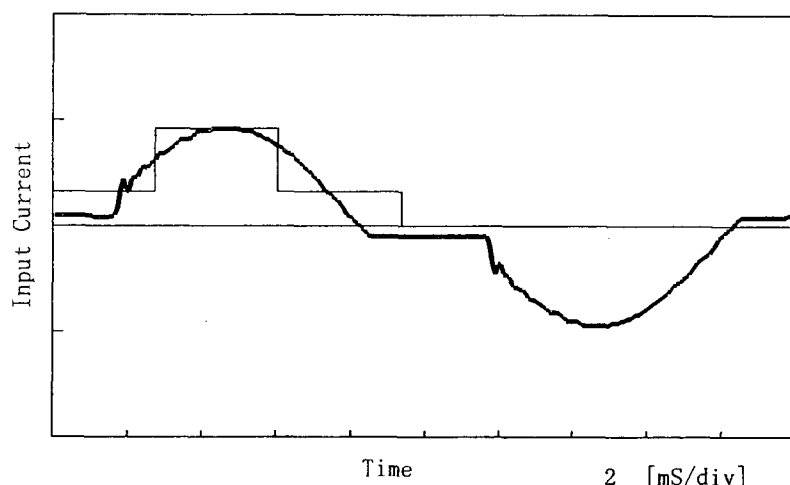
**COSEL**

Model	LEA50F-9	Temperature	25°C
Item	Harmonic Current 高調波電流	Testing Circuitry	Figure E
Object			

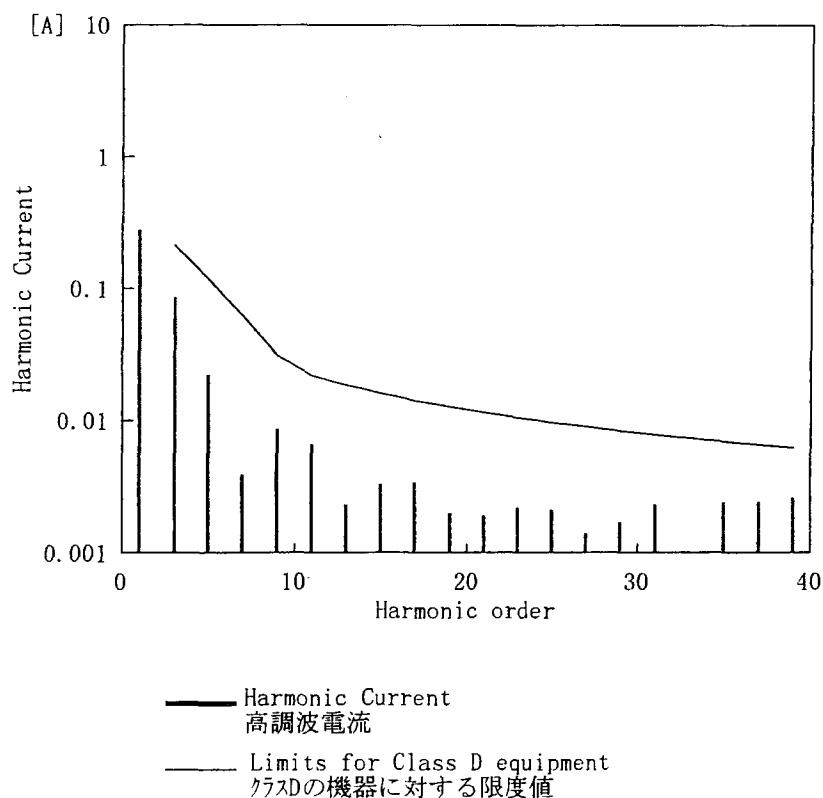
## 1. Input Current Waveform

— Input Current  
 — Envelope of the input current to classify equipment as Class D  
 クラスDの機器を決定するための入力電流包絡線

0.5 A/div



## 2. Harmonic Current



Conditions	Values
Input Voltage [V]	230.5
Input Current [A]	0.295
Active Power [W]	62.6
Apparent Power[VA]	68.2
Frequency [Hz]	50
Power Factor	0.918
Output Power [W]	50.4

Harmonics order 高調波次数	Limits 限度値 [A]	Values 測定値 [A]
1	—	0.28170
2	—	0.00030
3	0.21238	0.08560
4	—	0.00010
5	0.11868	0.02230
6	—	0.00010
7	0.06246	0.00390
8	—	0.00000
9	0.03123	0.00860
10	—	0.00010
11	0.02186	0.00660
12	—	0.00010
13	0.01850	0.00230
14	—	0.00010
15	0.01603	0.00330
16	—	0.00010
17	0.01415	0.00340
18	—	0.00000
19	0.01266	0.00200
20	—	0.00010
21	0.01145	0.00190
22	—	0.00000
23	0.01046	0.00220
24	—	0.00010
25	0.00962	0.00210
26	—	0.00010
27	0.00891	0.00140
28	—	0.00010
29	0.00829	0.00170
30	—	0.00010
31	0.00776	0.00230
32	—	0.00010
33	0.00729	0.00080
34	—	0.00010
35	0.00687	0.00240
36	—	0.00010
37	0.00650	0.00240
38	—	0.00000
39	0.00617	0.00260
40	—	0.00010

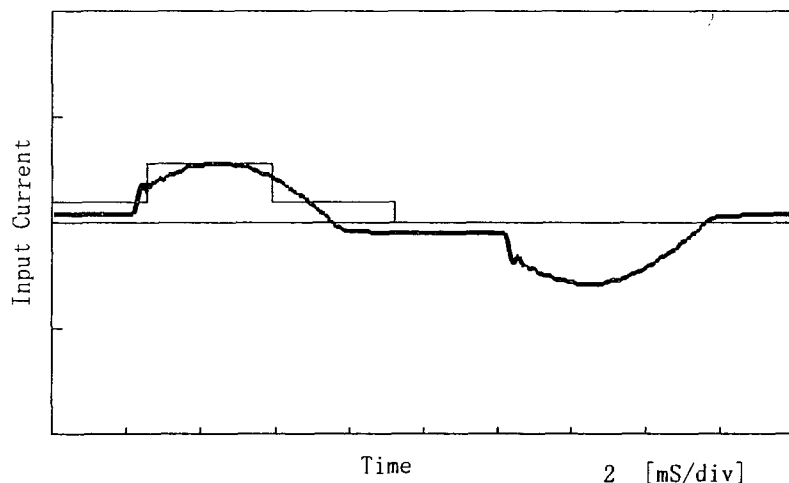
**COSEL**

Model	LEA50F-9	Temperature	25°C
Item	Harmonic Current 高調波電流	Testing Circuitry	Figure E
Object			

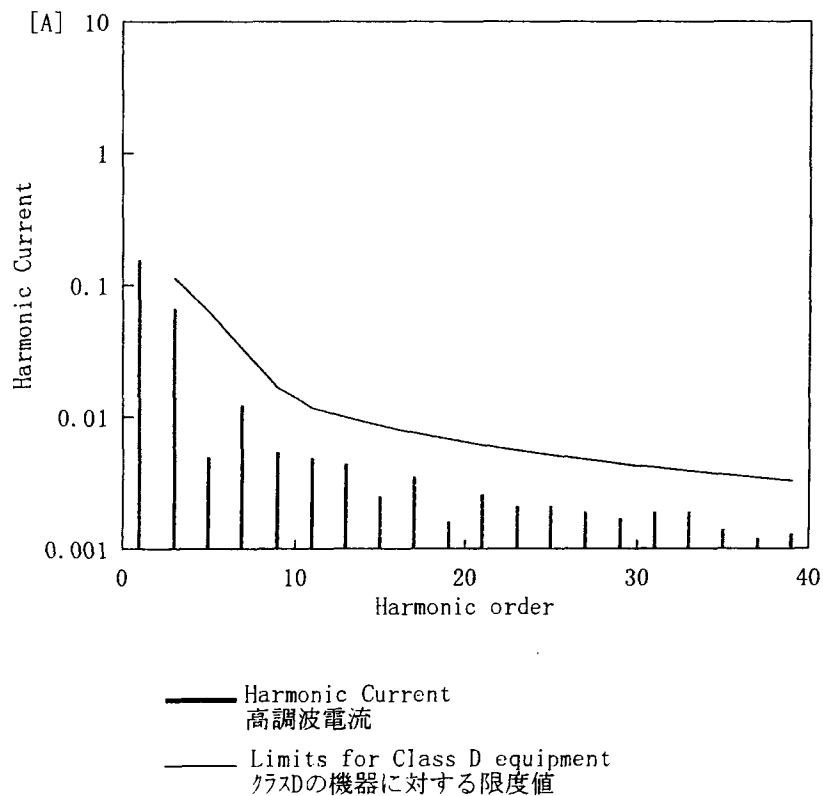
## 1. Input Current Waveform

— Input Current  
 — Envelope of the input current to classify equipment as Class D  
 クラスDの機器を決定するための入力電流包絡線

0.5 A/div



## 2. Harmonic Current



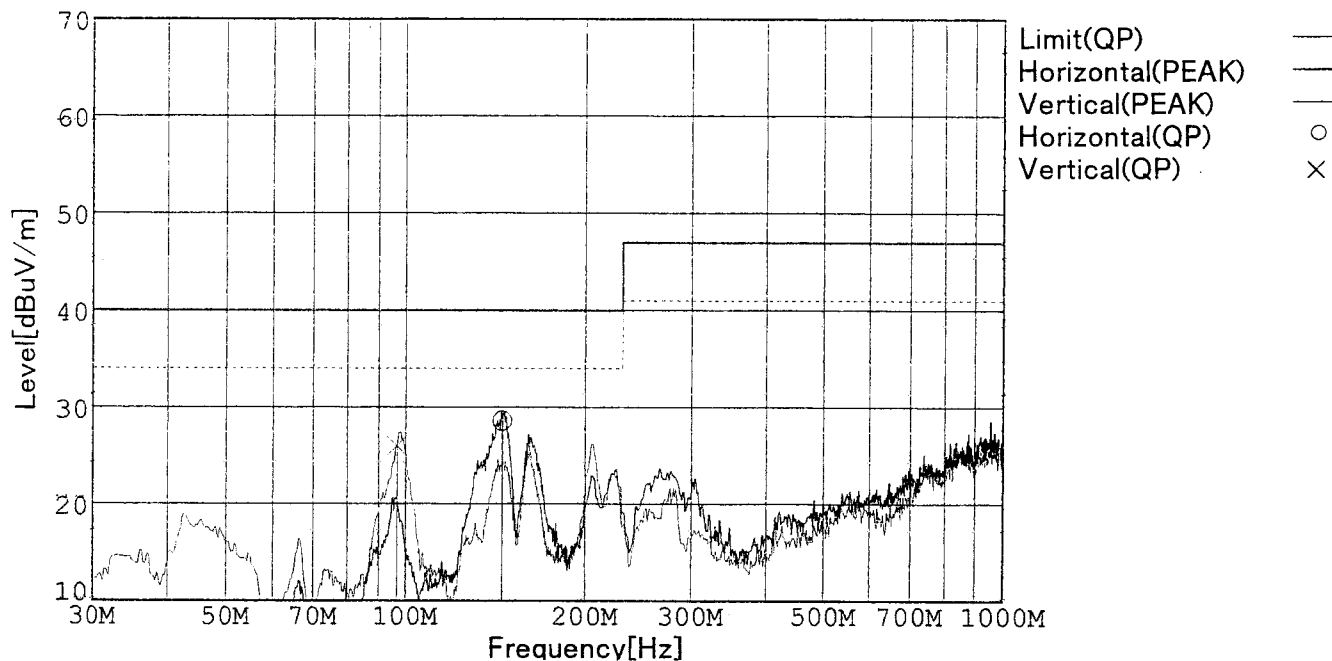
Conditions	Values
Input Voltage [V]	230.5
Input Current [A]	0.171
Active Power [W]	33.4
Apparent Power [VA]	39.6
Frequency [Hz]	50
Power Factor	0.843
Output Power [W]	25.2

Harmonics order 高調波次数	Limits 限度値 [A]	Values 測定値 [A]
1	—	0.15660
2	—	0.00030
3	0.11331	0.06720
4	—	0.00000
5	0.06332	0.00500
6	—	0.00010
7	0.03333	0.01230
8	—	0.00010
9	0.01666	0.00540
10	—	0.00010
11	0.01166	0.00490
12	—	0.00010
13	0.00987	0.00440
14	—	0.00010
15	0.00855	0.00250
16	—	0.00000
17	0.00755	0.00350
18	—	0.00000
19	0.00675	0.00160
20	—	0.00010
21	0.00611	0.00260
22	—	0.00010
23	0.00558	0.00210
24	—	0.00010
25	0.00513	0.00210
26	—	0.00000
27	0.00475	0.00190
28	—	0.00000
29	0.00442	0.00170
30	—	0.00010
31	0.00414	0.00190
32	—	0.00010
33	0.00389	0.00190
34	—	0.00000
35	0.00367	0.00140
36	—	0.00000
37	0.00347	0.00120
38	—	0.00010
39	0.00329	0.00130
40	—	0.00010

## RADIATED EMISSION

Model Name :LEA50F-9  
 Model No. :  
 Serial No. :  
 Points :2  
 Detector :PEAK/QP  
 Polarization :Hori.&Vert.  
 Limit:[CISPR 22] Class B<3m>

Power Supply :230V(1 Phase) 50Hz  
 Temp. :25degC  
 Humi. :44%  
 Date :1999/4/21 19:49  
 Test Equip. :R3132,ESPC  
 Comment :



Frequency [MHz]	Meter Reading (QP) [dBuV]	Antena Factor [dBuV]	Cable & Preamp [dB]	Level (Qp) [dBuV]	Angle [°]	Height [cm]	Polar.	Limit [dBuV/m]	Margin [dB]
145.192	42.5	-27.9	14.0	28.6	322	156	Hori.	40.0	11.4
96.506	41.9	-28.2	12.3	26.0	358	160	Vert.	40.0	14.0



## LINE CONDUCTION

Model Name :LEA50F-9

Model No. :

Serial No. :

Points :4

Detector :PEAK/QP/Ave.

Line Mode :VA/VB

Limit1:[CISPR Pub22] Class B(QP)

Limit2:[CISPR Pub22] Class B(Ave.)

Power Supply :230V(1 Phase) 50Hz

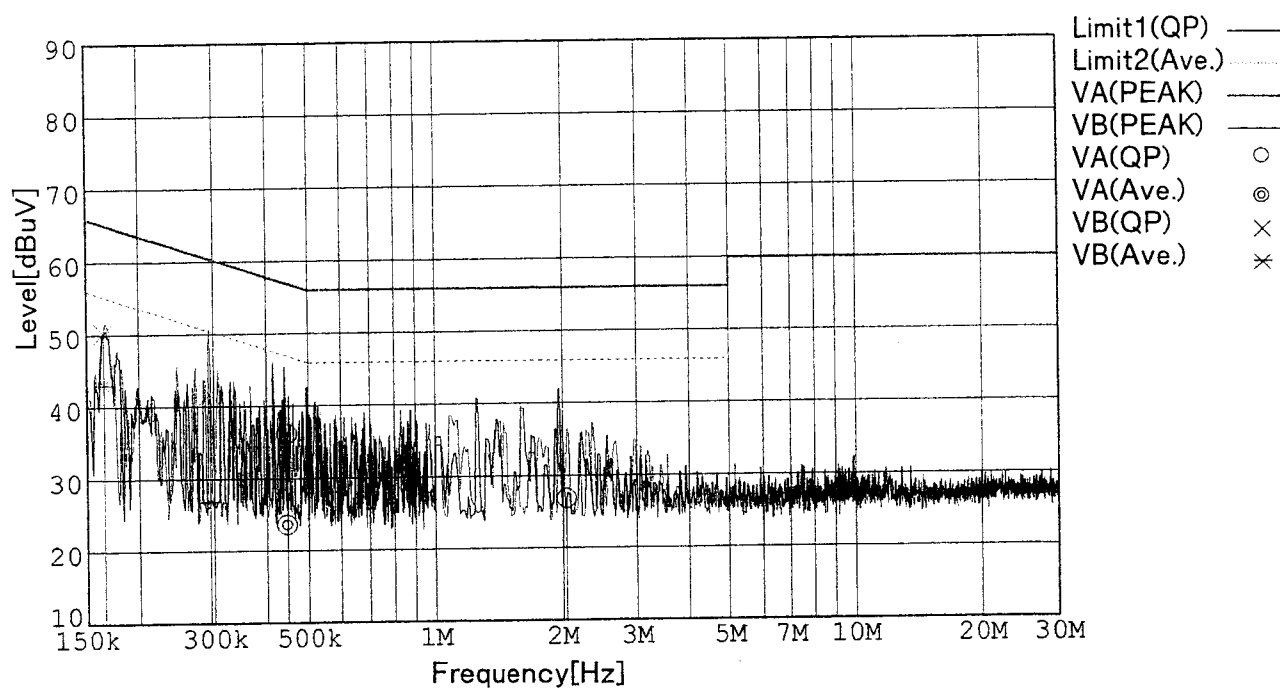
Temp. :25degC

Humi. :44%

Date :1999/4/20 23:01

Test Equip. :R3132,ESPC

Comment :



Frequency [MHz]	Meter Reading (QP) [dBuV]	Meter Reading (Ave.) [dBuV]	Factor [dB]	Level (QP) [dBuV]	Level (Ave.) [dBuV]	Line	Limit (QP) [dBuV]	Limit (Ave.) [dBuV]	Margin (QP) [dB]	Margin (Ave.) [dB]
0.4446	26.0	13.3	10.2	36.2	23.5	VA	57.0	47.0	20.8	23.5
2.0391	16.8	-0.9	10.1	26.9	9.2	VA	56.0	46.0	29.1	36.8
0.1646	39.9	32.8	10.3	50.2	43.1	VB	65.2	55.2	15.0	12.1
0.2931	31.4	16.5	10.3	41.7	26.8	VB	60.4	50.4	18.7	23.6