

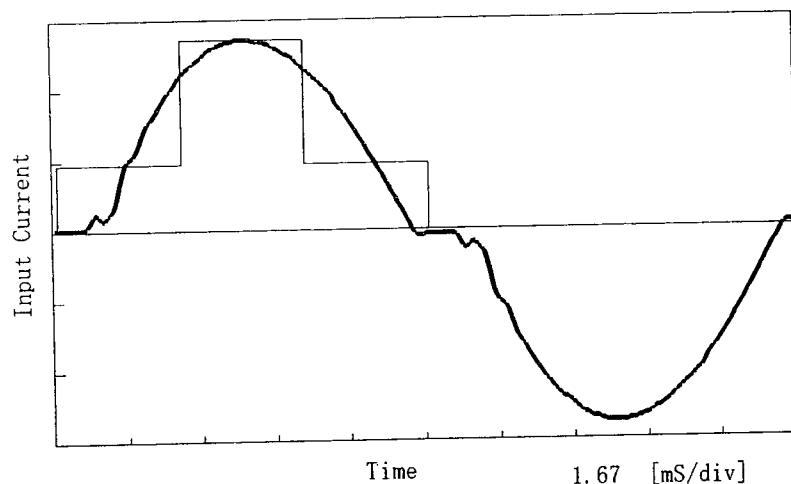
**COSEL**

Model	LEA150F-18	Temperature	25°C
Item	Harmonic Current 高調波電流	Testing Circuitry	Figure E
Object			

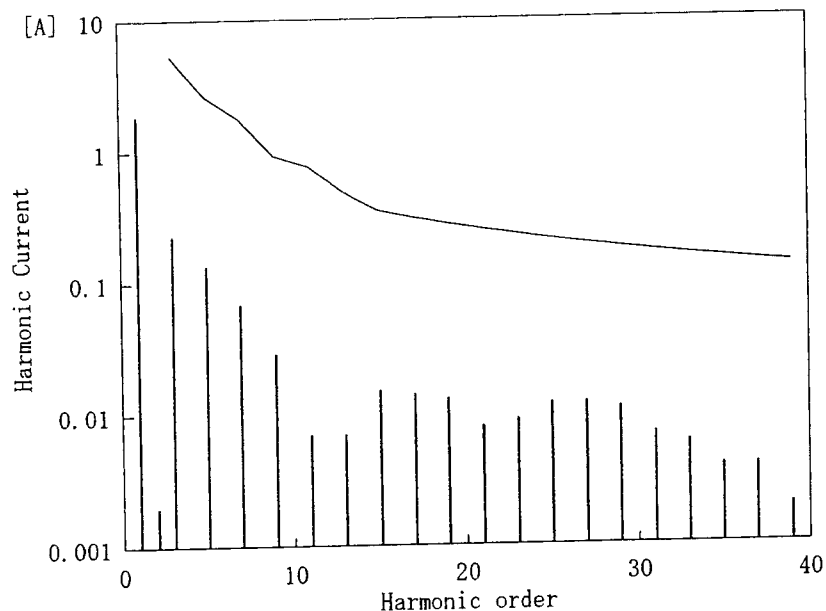
## 1. Input Current Waveform

— Input Current  
 — Envelope of the input current to classify equipment as Class D  
 クラスDの機器を決定するための入力電流包絡線

1 A/div



## 2. Harmonic Current



— Harmonic Current  
 高調波電流  
 — Limits for Class A equipment  
 クラスAの機器に対する限度値

Conditions	Values
Input Voltage [V]	99.6
Input Current [A]	1.908
Active Power [W]	188
Apparent Power [VA]	190.1
Frequency [Hz]	60
Power Factor	0.989
Output Power [W]	153

Harmonics order 高調波次数	Limits 限度値 [A]	Values 測定値 [A]
1	—	1.88700
2	—	0.00200
3	5.31124	0.22900
4	—	0.00100
5	2.63253	0.13500
6	—	0.00000
7	1.77811	0.06900
8	—	0.00000
9	0.92369	0.02900
10	—	0.00000
11	0.76205	0.00700
12	—	0.00000
13	0.48494	0.00700
14	—	0.00000
15	0.34639	0.01500
16	—	0.00000
17	0.30563	0.01400
18	—	0.00000
19	0.27346	0.01300
20	—	0.00000
21	0.24742	0.00800
22	—	0.00000
23	0.22590	0.00900
24	—	0.00000
25	0.20783	0.01200
26	—	0.00000
27	0.19244	0.01200
28	—	0.00000
29	0.17916	0.01100
30	—	0.00000
31	0.16761	0.00700
32	—	0.00000
33	0.15745	0.00600
34	—	0.00000
35	0.14845	0.00400
36	—	0.00000
37	0.14043	0.00400
38	—	0.00000
39	0.13323	0.00200
40	—	0.00000

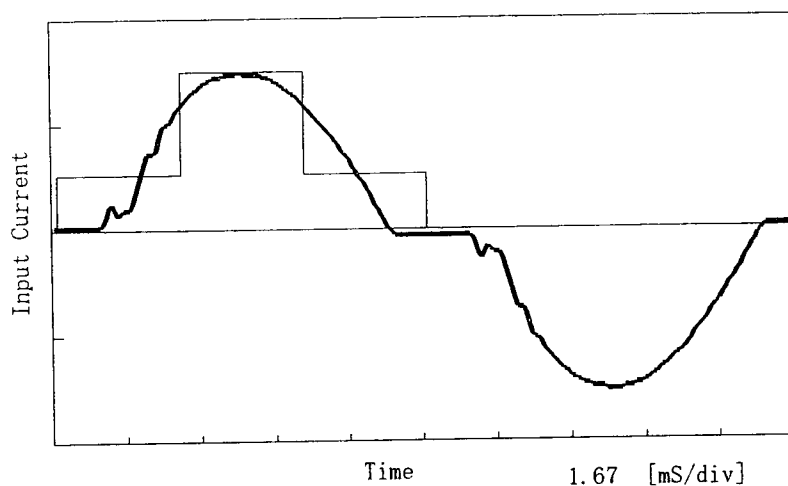
**COSEL**

Model	LEA150F-18	Temperature	25°C
Item	Harmonic Current 高調波電流	Testing Circuitry	Figure E
Object			

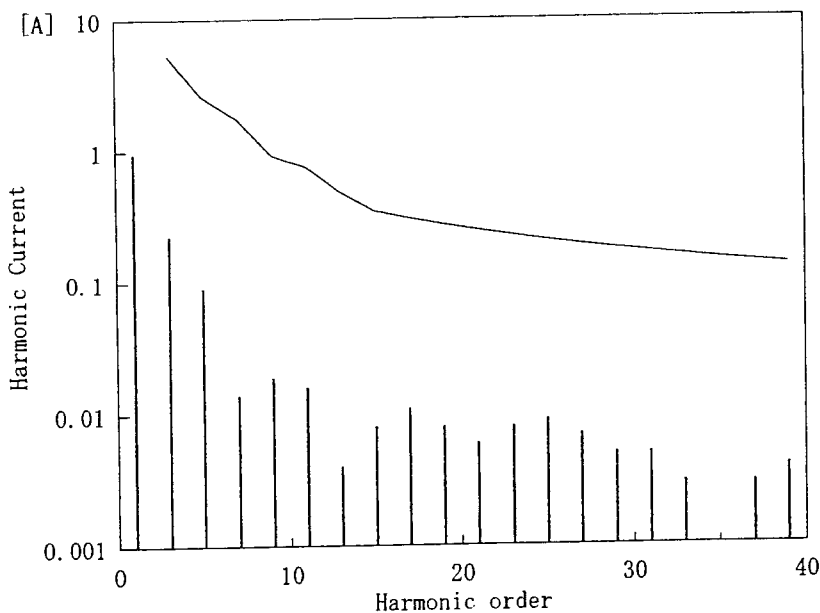
## 1. Input Current Waveform

— Input Current  
 — Envelope of the input current to classify equipment as Class D  
 クラスDの機器を決定するための入力電流包絡線

1 A/div



## 2. Harmonic Current



— Harmonic Current  
 高調波電流  
 — Limits for Class A equipment  
 クラスAの機器に対する限度値

Conditions	Values
Input Voltage [V]	100
Input Current [A]	0.992
Active Power [W]	95.9
Apparent Power [VA]	99.2
Frequency [Hz]	60
Power Factor	0.967
Output Power [W]	76.5

Harmonics order 高調波次数	Limits 限度値 [A]	Values 測定値 [A]
1	—	0.96000
2	—	0.00100
3	5.29000	0.22800
4	—	0.00000
5	2.62200	0.09100
6	—	0.00000
7	1.77100	0.01400
8	—	0.00000
9	0.92000	0.01900
10	—	0.00000
11	0.75900	0.01600
12	—	0.00000
13	0.48300	0.00400
14	—	0.00000
15	0.34500	0.00800
16	—	0.00000
17	0.30441	0.01100
18	—	0.00000
19	0.27237	0.00800
20	—	0.00000
21	0.24643	0.00600
22	—	0.00000
23	0.22500	0.00800
24	—	0.00000
25	0.20700	0.00900
26	—	0.00000
27	0.19167	0.00700
28	—	0.00000
29	0.17845	0.00500
30	—	0.00000
31	0.16694	0.00500
32	—	0.00000
33	0.15682	0.00300
34	—	0.00000
35	0.14786	0.00100
36	—	0.00000
37	0.13986	0.00300
38	—	0.00000
39	0.13269	0.00400
40	—	0.00000

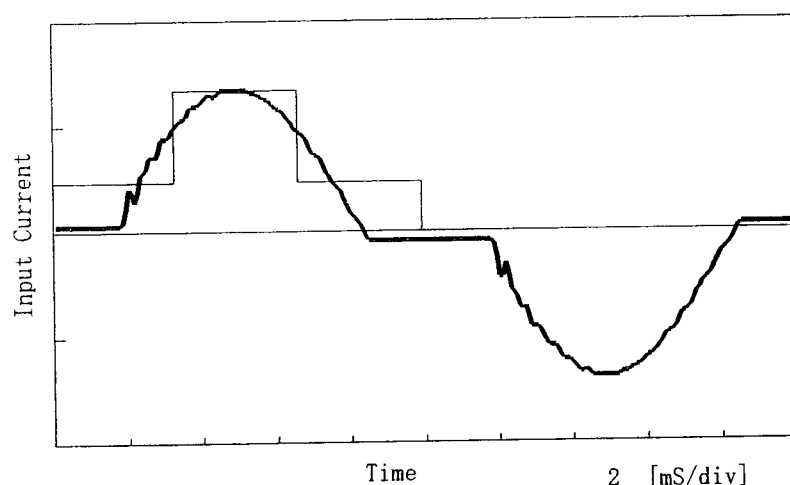
**COSEL**

Model	LEA150F-18	Temperature	25°C
Item	Harmonic Current 高調波電流	Testing Circuitry	Figure E
Object			

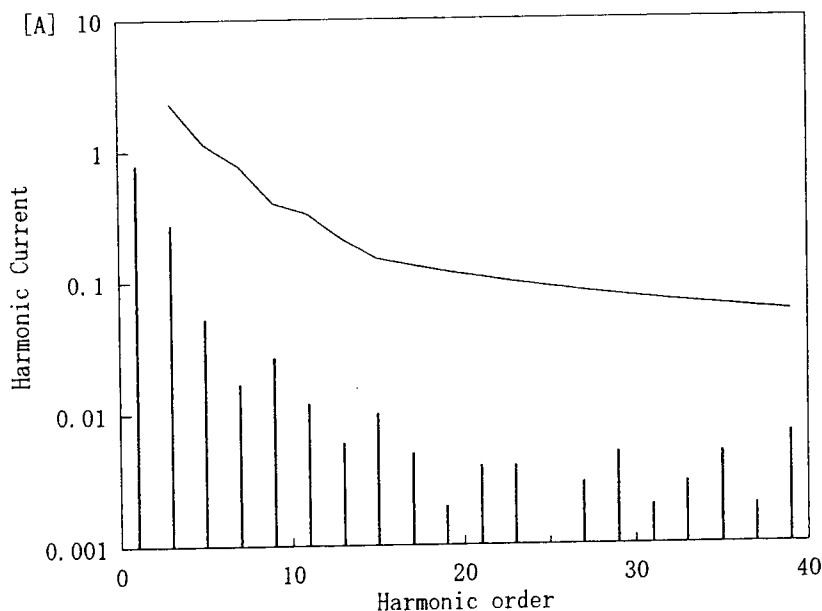
## 1. Input Current Waveform

— Input Current  
 — Envelope of the input current to classify equipment as Class D  
 クラスDの機器を決定するための入力電流包絡線

1 A/div



## 2. Harmonic Current



— Harmonic Current  
 高調波電流  
 — Limits for Class A equipment  
 クラスAの機器に対する限度値

Conditions	Values
Input Voltage [V]	230.4
Input Current [A]	0.841
Active Power [W]	179.8
Apparent Power [VA]	193.6
Frequency [Hz]	50
Power Factor	0.929
Output Power [W]	153

Harmonics order 高調波次数	Limits 限度値 [A]	Values 測定値 [A]
1	—	0.79100
2	—	0.00100
3	2.29601	0.27500
4	—	0.00000
5	1.13802	0.05300
6	—	0.00000
7	0.76866	0.01700
8	—	0.00000
9	0.39931	0.02700
10	—	0.00000
11	0.32943	0.01200
12	—	0.00000
13	0.20964	0.00600
14	—	0.00000
15	0.14974	0.01000
16	—	0.00000
17	0.13212	0.00500
18	—	0.00000
19	0.11822	0.00200
20	—	0.00000
21	0.10696	0.00400
22	—	0.00000
23	0.09766	0.00400
24	—	0.00000
25	0.08984	0.00100
26	—	0.00000
27	0.08319	0.00300
28	—	0.00000
29	0.07745	0.00500
30	—	0.00000
31	0.07245	0.00200
32	—	0.00000
33	0.06806	0.00300
34	—	0.00000
35	0.06417	0.00500
36	—	0.00000
37	0.06071	0.00200
38	—	0.00000
39	0.05759	0.00700
40	—	0.00000

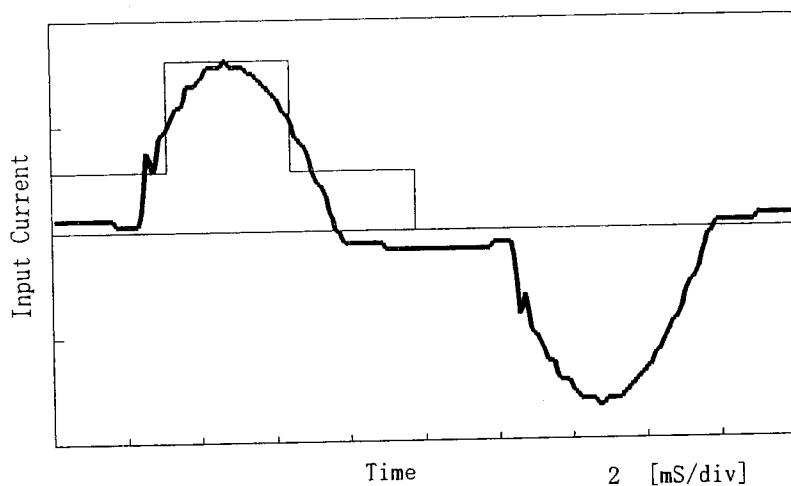
**COSEL**

Model	LEA150F-18	Temperature	25°C
Item	Harmonic Current 高調波電流	Testing Circuitry	Figure E
Object			

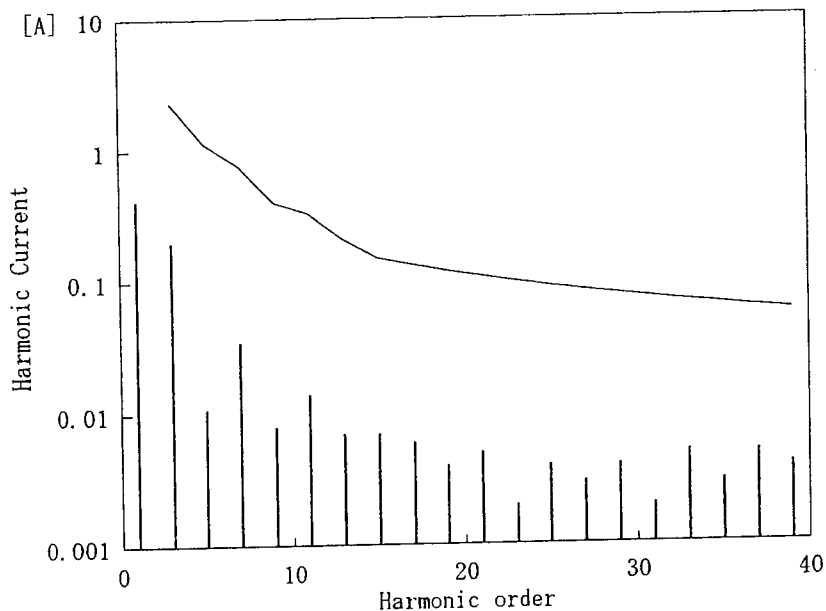
## 1. Input Current Waveform

— Input Current  
 — Envelope of the input current to classify equipment as Class D  
 クラスDの機器を決定するための入力電流包絡線

0.5 A/div



## 2. Harmonic Current



— Harmonic Current  
 高調波電流  
 — Limits for Class A equipment  
 クラスAの機器に対する限度値

Conditions	Values
Input Voltage [V]	230.5
Input Current [A]	0.467
Active Power [W]	93.8
Apparent Power [VA]	107.6
Frequency [Hz]	50
Power Factor	0.872
Output Power [W]	76.5

Harmonics order 高調波次数	Limits 限度値 [A]	Values 測定値 [A]
1	—	0.41800
2	—	0.00100
3	2.29501	0.20100
4	—	0.00000
5	1.13753	0.01100
6	—	0.00000
7	0.76833	0.03500
8	—	0.00000
9	0.39913	0.00800
10	—	0.00000
11	0.32928	0.01400
12	—	0.00000
13	0.20954	0.00700
14	—	0.00000
15	0.14967	0.00700
16	—	0.00000
17	0.13207	0.00600
18	—	0.00000
19	0.11816	0.00400
20	—	0.00000
21	0.10691	0.00500
22	—	0.00000
23	0.09761	0.00200
24	—	0.00000
25	0.08980	0.00400
26	—	0.00000
27	0.08315	0.00300
28	—	0.00000
29	0.07742	0.00400
30	—	0.00000
31	0.07242	0.00200
32	—	0.00000
33	0.06803	0.00500
34	—	0.00000
35	0.06415	0.00300
36	—	0.00000
37	0.06068	0.00500
38	—	0.00000
39	0.05757	0.00400
40	—	0.00000



# RADIATED EMISSION

Model Name : LEA150F-18

Model No. :

Serial No. :

Temperature : 25deg C

Detector : PEAK/QP

Polarization : Hori. & Vert.

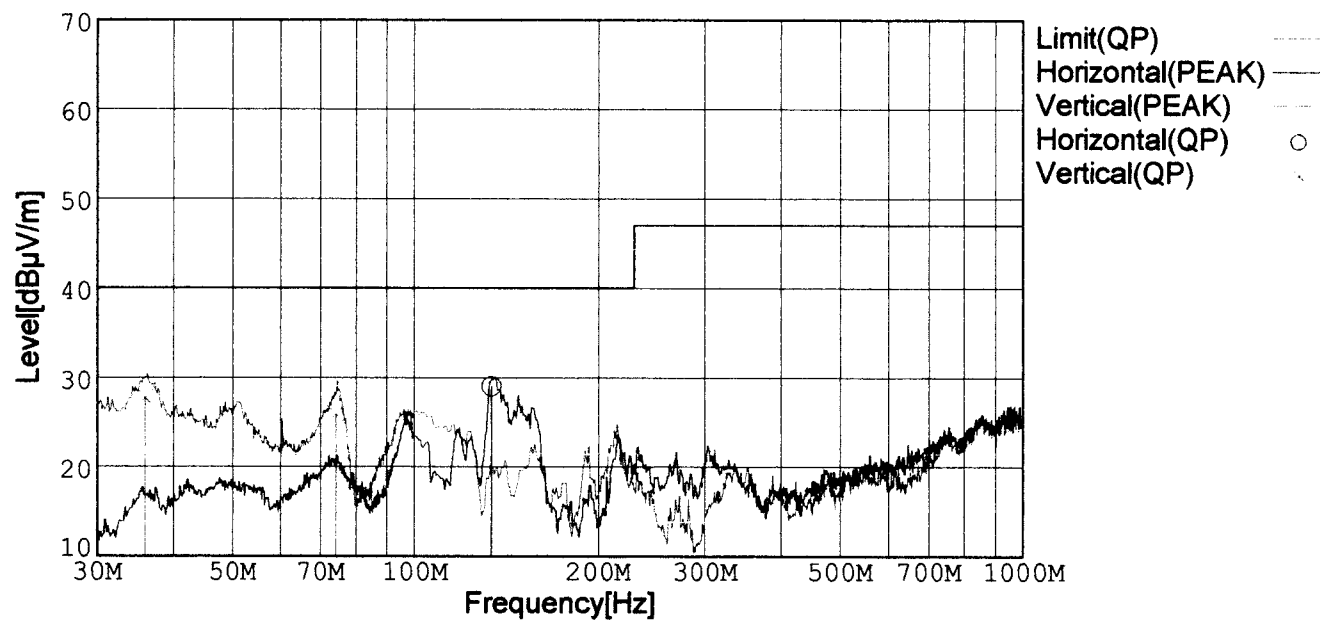
Humidity : 44%

Comment : AC230V

Date : 1999/4/24 14:02

EMI Receiver(s) : R3261A,ESPC

Limit: [CISPR 22] Class B<3m>



Frequency [MHz]	Meter Reading (QP) [dBμV]	Ant. Type	Antenna Factor [dB/m]	Cable & Preamp [dB]	Level (QP) [dBμV/m]	Angle[°]	Height [cm]	Polar.	Limit [dBμV/m]	Margin [dB]
133.681	42.7	BL	-27.9	14.2	29.0	104	152	Hori.	40.0	11.0
74.393	43.9	BL	-28.4	10.4	25.9	25	100	Vert.	40.0	14.1
35.911	40.4	BL	-28.8	16.0	27.6	45	104	Vert.	40.0	12.4

BL: Biconi-Log



# LINE CONDUCTION

Model Name : LEA150F-18

Model No. :

Serial No. :

Temperature : 25deg C

Detector : PEAK/QP/Ave.

Line Mode : VA/VB

Humidity : 44%

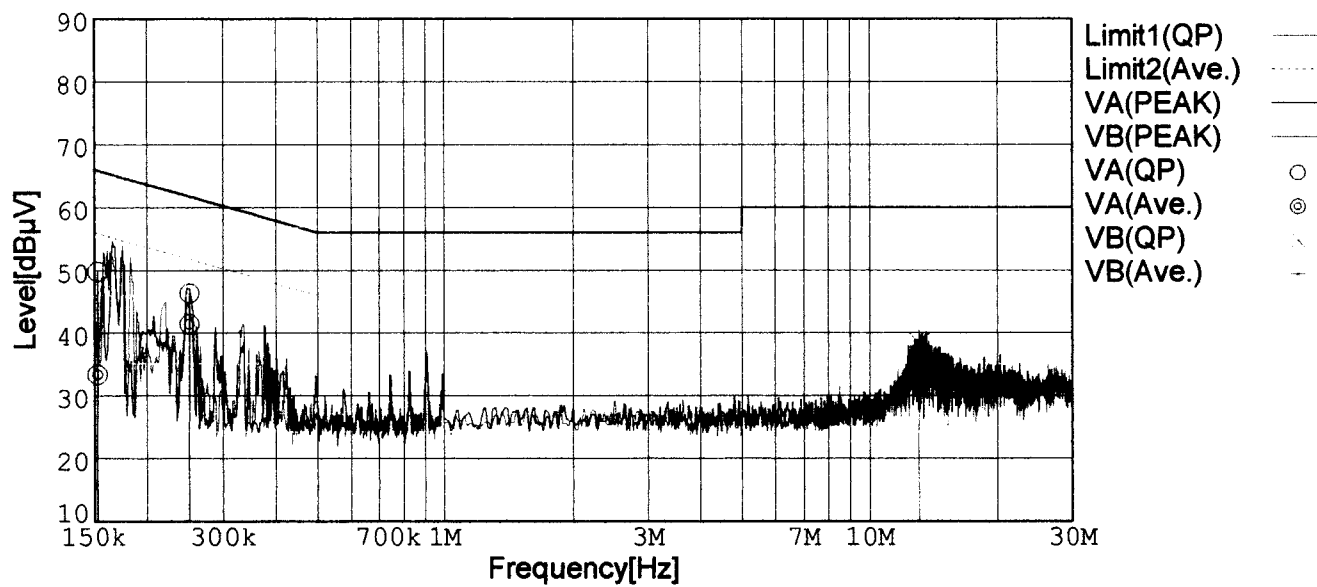
Comment : AC230V

Date : 1999/4/24 19:04

EMI Receiver(s) : R3261A,ESPC

Limit1: [CISPR Pub22] Class B(QP)

Limit2: [CISPR Pub22] Class B(Ave.)



Frequency [MHz]	Meter Reading (QP) [dBμV]	Meter Reading (Ave.) [dBμV]	Factor [dB]	Level (QP) [dBμV]	Level (Ave.) [dBμV]	Line	Limit (QP) [dBμV]	Limit (Ave.) [dBμV]	Margin (QP)[dB]	Margin (Ave.) [dB]
0.1528	39.3	23.0	10.3	49.6	33.3	VA	65.8	55.8	16.2	22.5
0.2509	35.9	31.0	10.3	46.2	41.3	VA	61.7	51.7	15.5	10.4
13.1233	27.7	20.8	10.6	38.3	31.4	VB	60.0	50.0	21.7	18.6