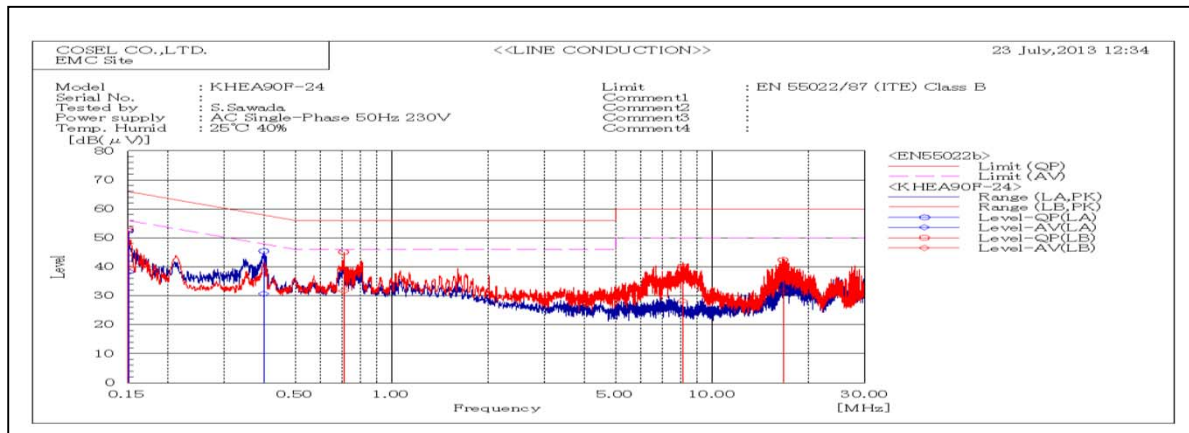
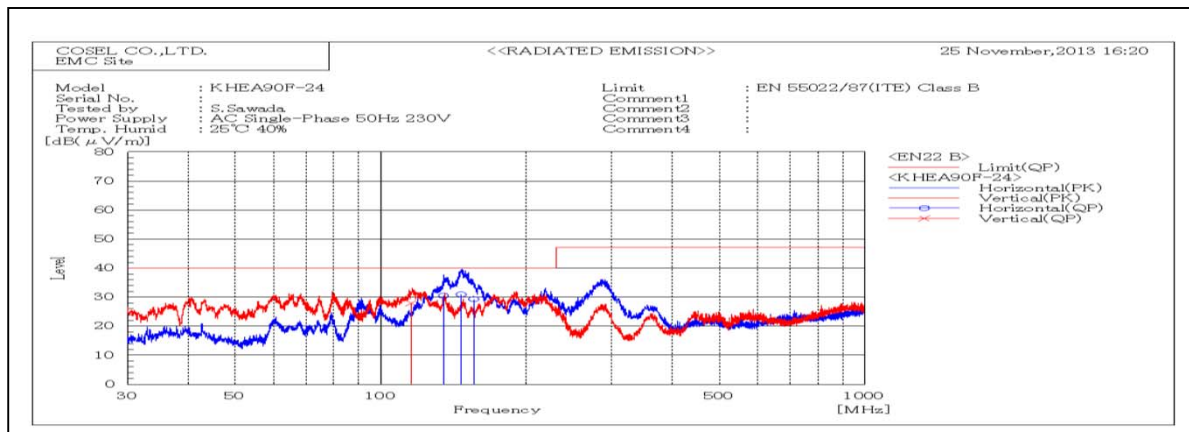


DATA SHEET		Date	28-Nov-13
Model	KHEA90F-24	Temp.	25 degreeC
Test	EMI Line conduction & Radiated emission	Humid.	40 %RH
		Tested by	S.Sawada



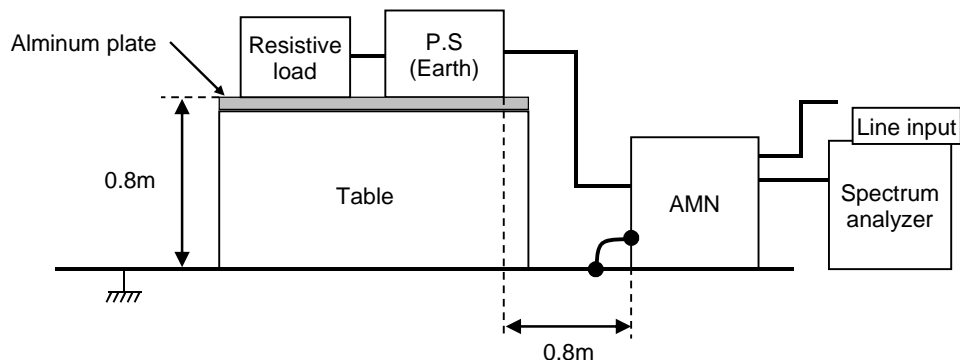
Frequency MHz	Line Phase	Reading dB(uV)		Factor dB	Level dB(uV)		Limit dB(uV)		Margin dB		Pass/ Fail	Remark
		QP	AV		QP	AV	QP	AV	QP	AV		
0.15023	LB	35.9	22.6	17.2	53.1	39.8	66.0	56.0	12.9	16.2	Pass	
0.15071	LA	35.3	21.2	17.1	52.4	38.3	66.0	56.0	13.6	17.7	Pass	
0.39928	LA	28.1	13.4	17.3	45.4	30.7	57.9	47.9	12.5	17.2	Pass	
0.70774	LB	27.6	14.2	17.5	45.1	31.7	56.0	46.0	10.9	14.3	Pass	
8.09164	LB	21.9	9.9	18.3	40.2	28.2	60.0	50.0	19.8	21.8	Pass	
16.66385	LB	23.0	12.3	19.4	42.4	31.7	60.0	50.0	17.6	18.3	Pass	



Frequency MHz	Polariz ation	Stabilit y	Reading dB(uV)	Space Loss dB	Level dB(m W)	Limit dB(m W)	Margin dB	Pass/ Fail	Height cm	Angle deg	Remark
			QP		QP	QP					
115.685	V	Stable	44	-16.1	27.9	40	12.1	Pass	115	145	
134.735	H	Stable	41.9	-11.4	30.5	40	9.5	Pass	194	355	
146.412	H	Stable	42.4	-11.5	30.9	40	9.1	Pass	197	357	
155.432	H	Stable	41.8	-12.5	29.3	40	10.7	Pass	183	357	

DATA SHEET		Date	28-Nov-13
Model	Circuit used for measurement	Temp.	25 degreeC
Test	EMI Line conduction & Radiated emission	Humid.	40 %RH
		Tested by	S.Sawada

## 1. Line conduction



## 2. Radiated emission

