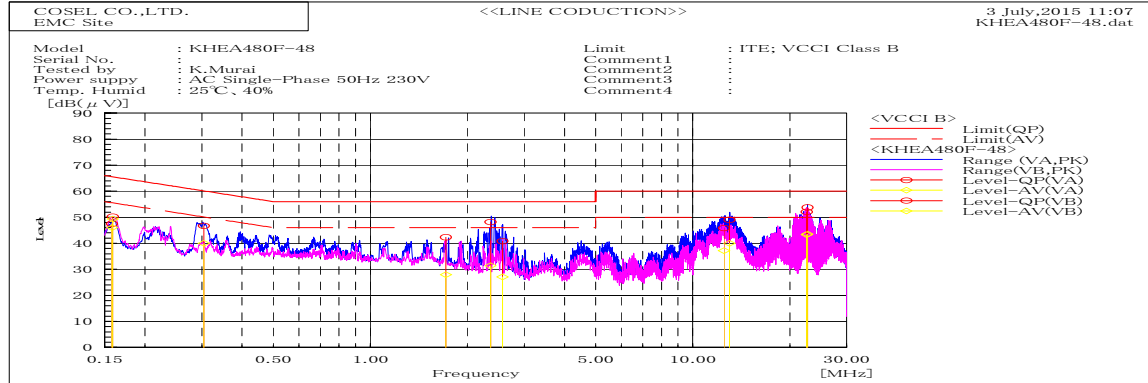
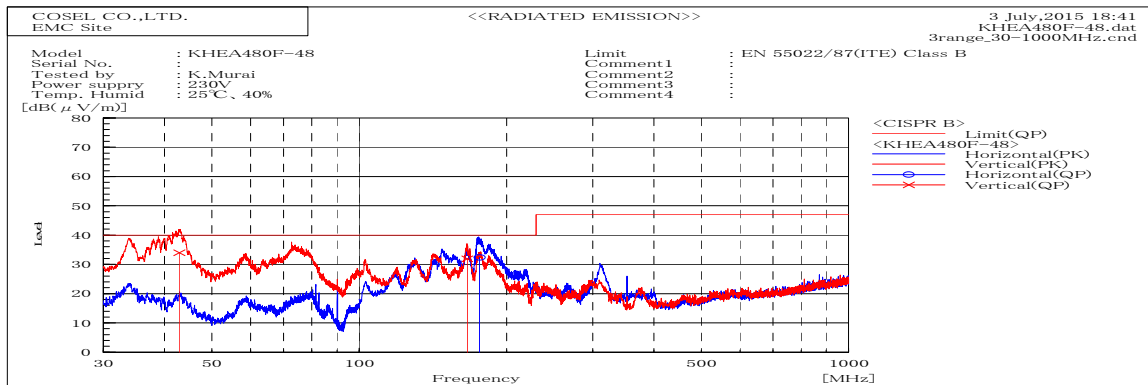


DATA SHEET		Date	14-Oct-15
Model	KHEA480F-48	Temp.	25 degreeC
Test	EMI Line conduction & Radiated emission	Humid.	40 %RH
		Tested by	K.Murai



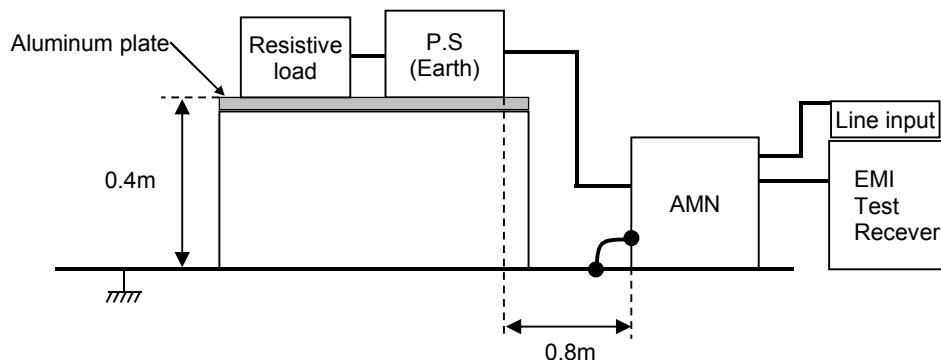
Frequency MHz	Line Phase	Reading dB(uV)		Factor dB	Level dB(uV/m)		Limit dB(uV/m)		Margin dB		Pass/ Fail	Remark
		QP	AV		QP	AV	QP	AV	QP	AV		
0.1581	VA	27.3	25.8	20.2	47.5	46	65.6	55.6	18.1	9.6	Pass	
0.15878	VB	30	29.1	20.2	50.2	49.3	65.5	55.5	15.3	6.2	Pass	
0.30433	VA	26.6	19.8	20.1	46.7	39.9	60.1	50.1	13.4	10.2	Pass	
2.3585	VA	27.9	11.2	20.3	48.2	31.5	56	46	7.8	14.5	Pass	
12.99325	VA	28	19	21	49	40	60	50	11	10	Pass	
22.5969	VB	31	22.2	21.1	52.1	43.3	60	50	7.9	6.7	Pass	



Frequency MHz	Polariz ation	Reading dB(uV)		Space Loss dB	Level dB(mW)		Limit dB(mW)	Margin dB	Pass/ Fail	Height cm	Angle deg	Remark
		QP	AV		QP	AV						
42.881	V	48		-14	34		40	6	Pass	106	275	
166.17	V	44.4		-12.5	31.9		40	8.1	Pass	107	192	
176.17	H	45.3		-12.9	32.4		40	7.6	Pass	155	195	

DATA SHEET		Date	14-Oct-15
Model	Circuit used for measurement	Temp.	25 degreeC
Test	EMI Line conduction & Radiated emission	Humid.	40 %RH
		Tested by	K.Murai

1. Line conduction



2. Radiated emission

