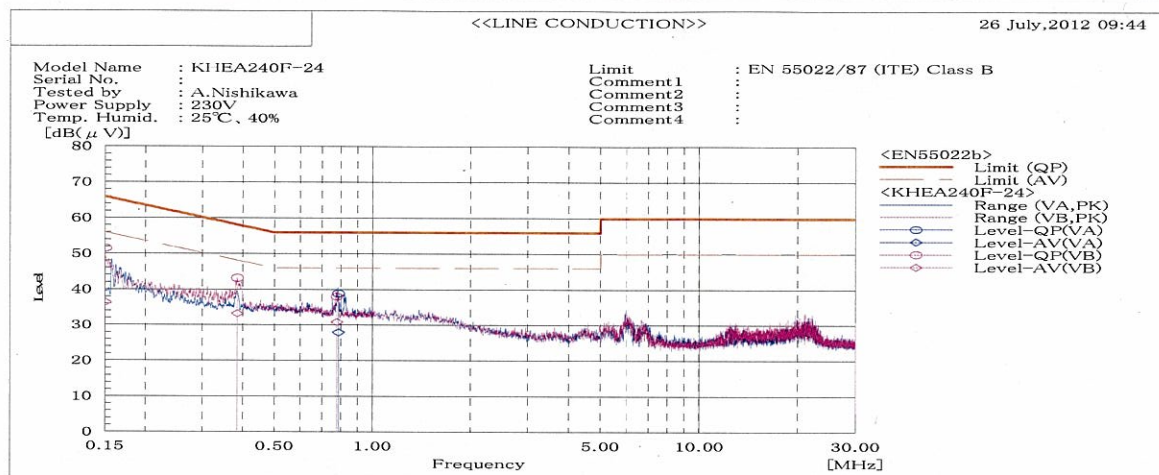
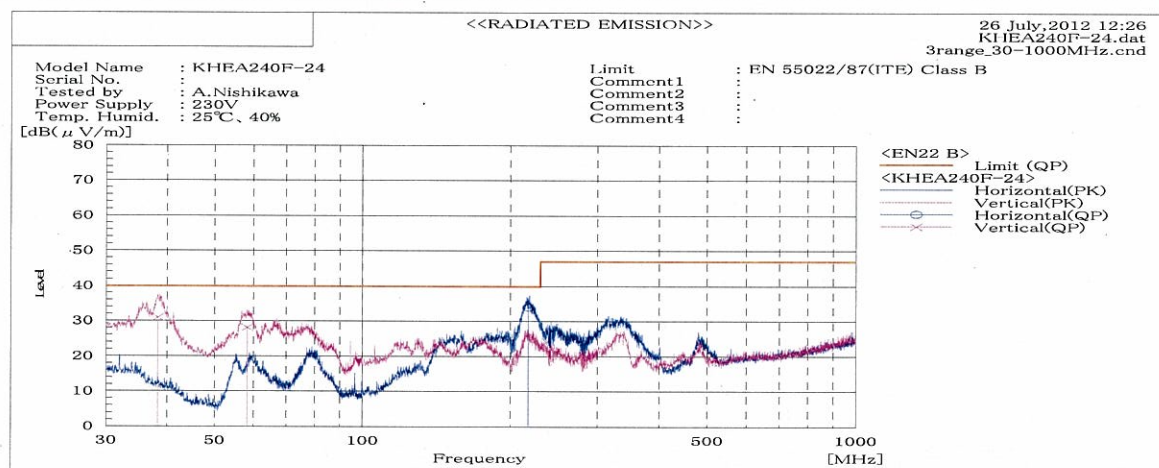


DATA SHEET				Date	26-Jul-12
Model	KHEA240F-24			Temp.	25 degreeC
Test	EMI Line conduction & Radiated emission			Humid.	40 %RH
				Tested by	A.Nishikawa



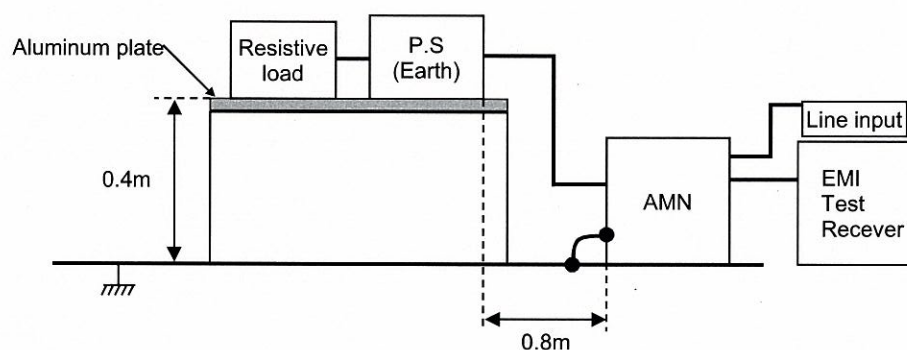
Frequency MHz	Line Phase	Reading dB(μV)		Factor dB	Level dB(μV)		Limit dB(μV)		Margin dB		Pass/ Fail	Remark
		QP	AV		QP	AV	QP	AV	QP	AV		
0.15052	VB	31.3	16.2	20.2	51.5	36.4	66	56	14.5	19.6	Pass	
0.38499	VB	23.1	13.2	20.1	43.2	33.3	58.2	48.2	15	14.9	Pass	
0.77829	VB	18	10.8	20.1	38.1	30.9	56	46	17.9	15.1	Pass	
0.78648	VA	18.8	7.9	20.1	38.9	28	56	46	17.1	18	Pass	



Frequency MHz	Polariz ation	Reading dB(μV)	Space Loss dB	Level dB(mW)	Limit dB(mW)	Margin dB	Pass/ Fail	Height cm	Angle deg	Remark
		QP		QP	QP	QP				
38.366	V	42.5	-11.5	31	40	9	Pass	102	129	
58.384	V	48.8	-20.6	28.2	40	11.8	Pass	114	210	
217.516	H	44.7	-10.7	34	40	6	Pass	120	16	

DATA SHEET		Date	26-Jul-12
Model	Circuit used for measurement	Temp.	25 degreeC
Test	EMI Line conduction & Radiated emission	Humid.	40 %RH
		Tested by	A.Nishikawa

1. Line conduction



2. Radiated emission

