

# Noise Filter

Mar. 29 , 2019

Prepared by : Hiroki Ohta  
Hiroki Ohta Design Engineer

**COSEL CO.,LTD.**

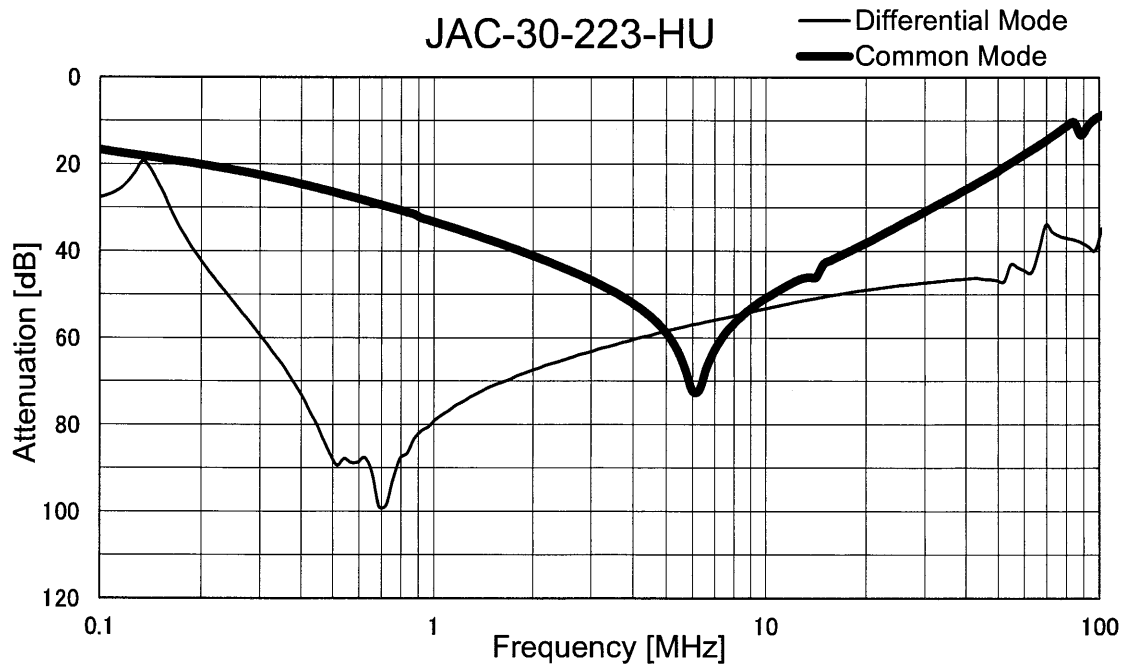
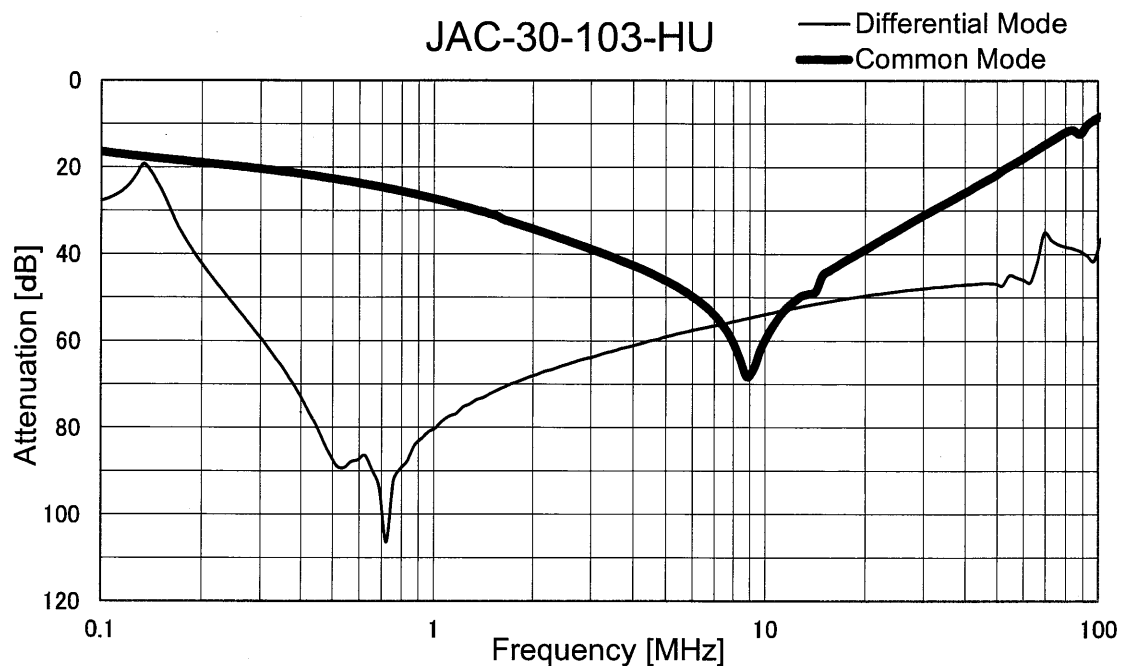


## CONTENTS

1.Attenuation Characteristics .....	1
2.Leakage Current .....	3
3.Figure of Testing Circuitry .....	4
(Final Page 5)	

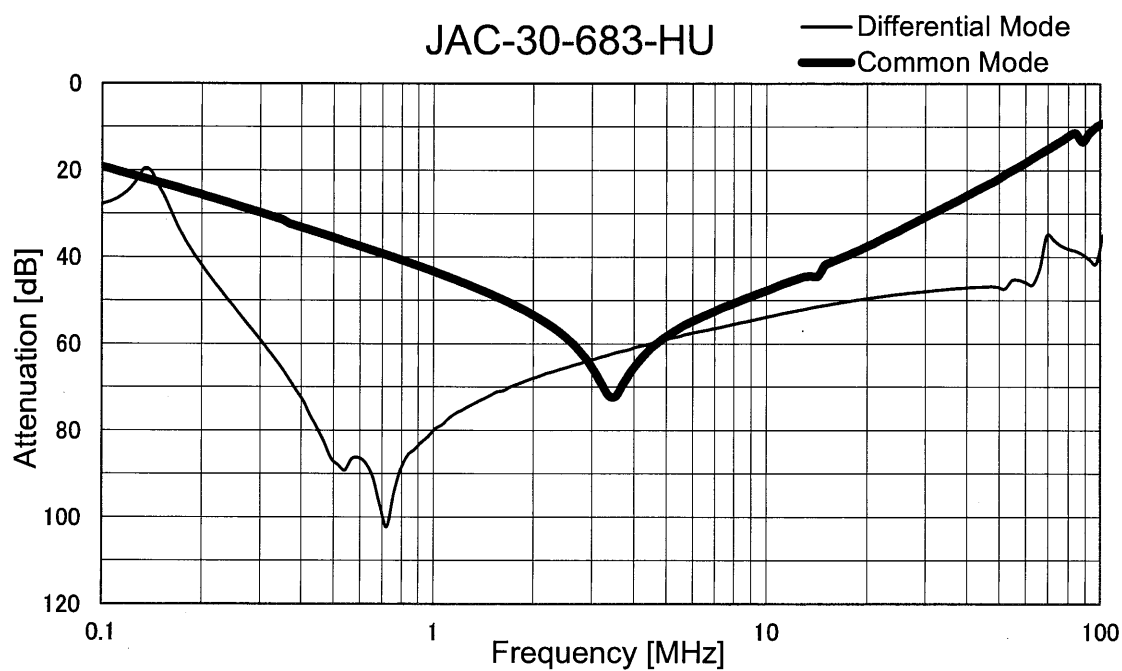
# COSEL

Model	JAC-30-103-HU, JAC-30-223-HU JAC-30-683-HU	Temperature	25°C
Item	Attenuation Characteristics	Testing Circuitry	Figure A
Object			



**COSEL**

		Temperature 25°C Testing Circuitry Figure A
Model	JAC-30-103-HU, JAC-30-223-HU JAC-30-683-HU	
Item	Attenuation Characteristics	
Object		





Model		JAC-30-103-HU, JAC-30-223-HU JAC-30-683-HU	Temperature 25°C Testing Circuitry Figure B
Item		Leakage Current	
Object			

## 1.Results

[mA]

Model	Standards	Voltage system	Input Volt.					Note
			200[V]	250[V]	400[V]	480[V]	500[V]	
JAC-30-103-HU	UL1283	Δ-connection	0.23	0.28				Rated voltage 250V(275Vmax)
		Wye-connection						Rated voltage 250V(275Vmax)
JAC-30-223-HU	UL1283	Δ-connection	0.46	0.58				Rated voltage 250V(275Vmax)
		Wye-connection						Rated voltage 250V(275Vmax)
JAC-30-683-HU	UL1283	Δ-connection	1.4	1.8				Rated voltage 250V(275Vmax)
		Wye-connection						Rated voltage 250V(275Vmax)

## 2.Condition

Leakage current value is concluded after measuring both phases of AC input and by choosing the larger one.

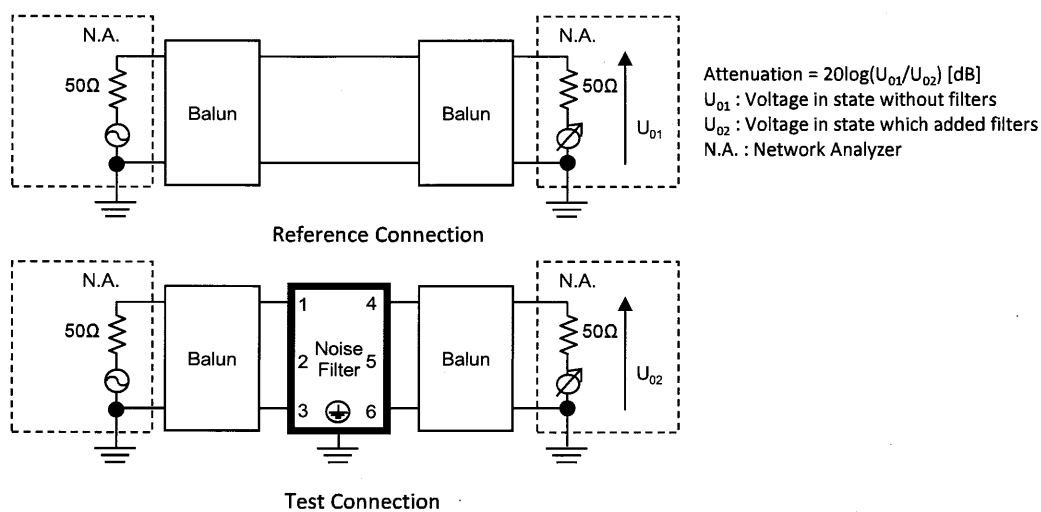


Figure A - 1 Differential mode attenuation measurement

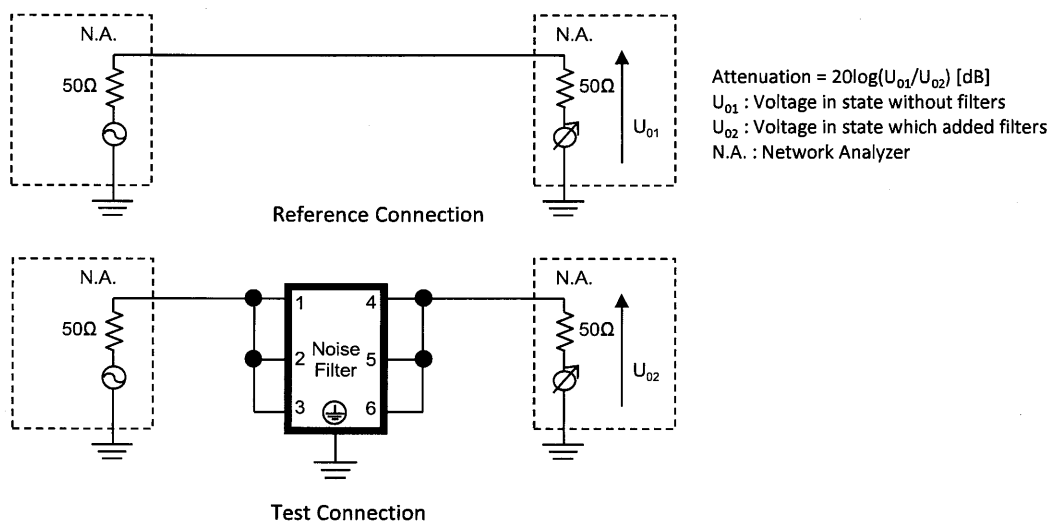


Figure A - 2 Common mode attenuation measurement

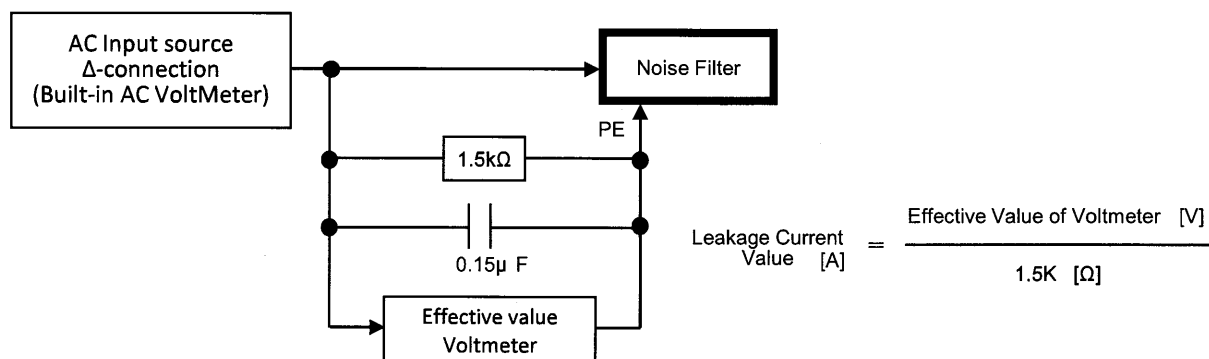


Figure B - 1 Leakage current measurement ( UL1283 Δ -connection)

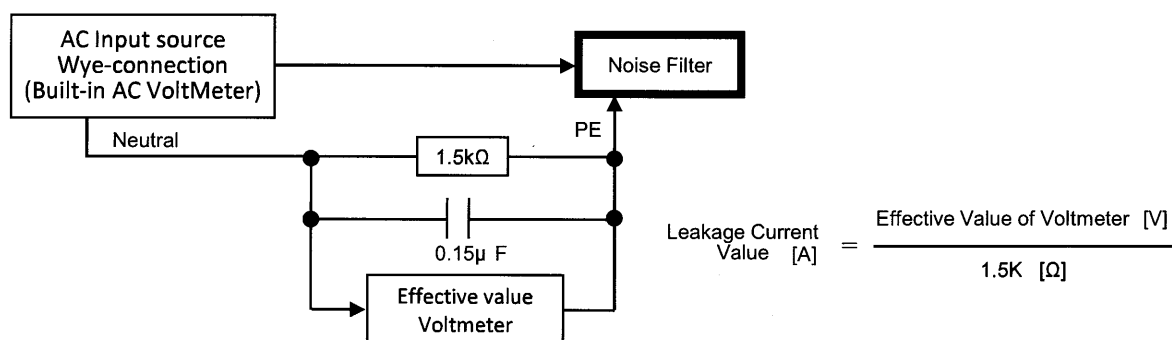


Figure B - 2 Leakage current measurement ( UL1283 Wye-connection)