



## ***EXTRA TEST DATA OF GHA700F-48-J1***

*Regulated DC Power Supply  
Aug, 20, 2024*

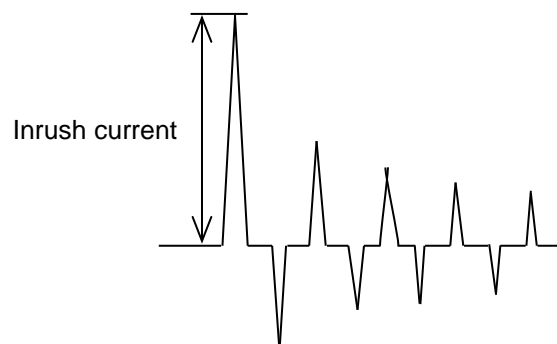
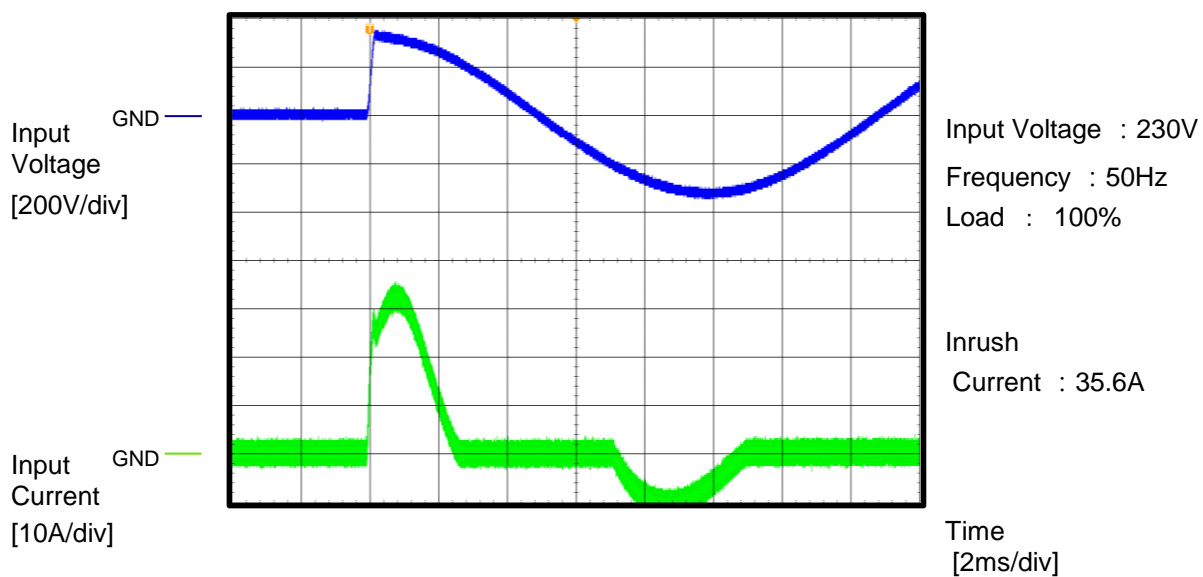
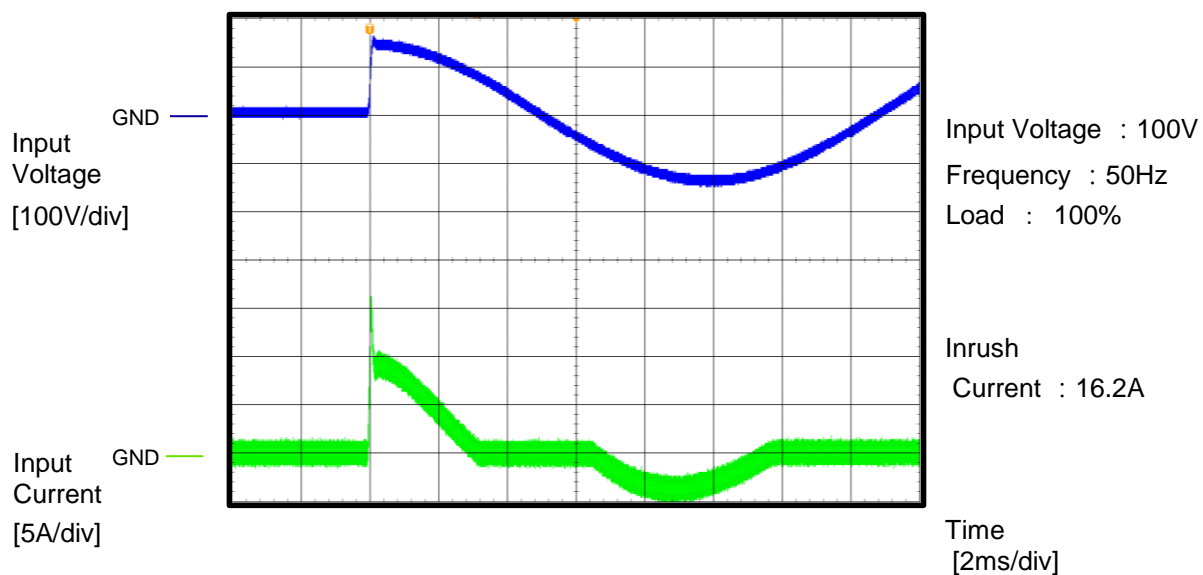
**COSEL CO.,LTD.**

## CONTENTS

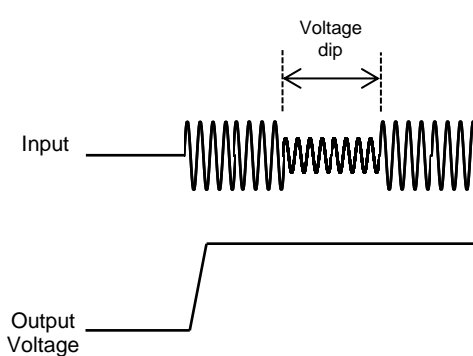
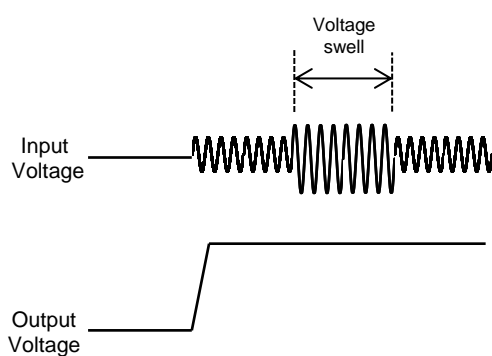
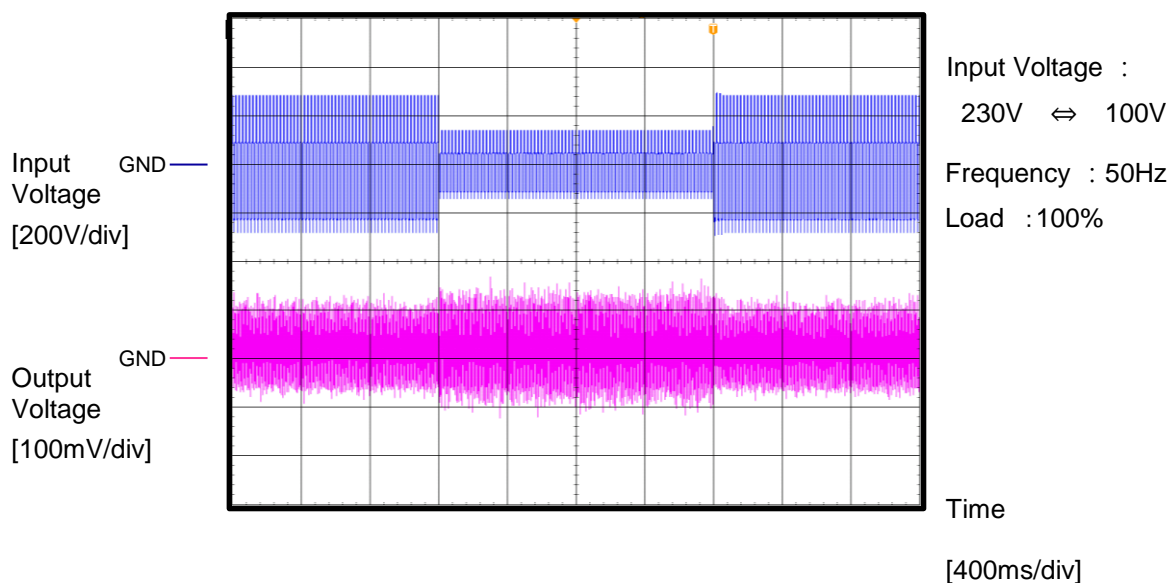
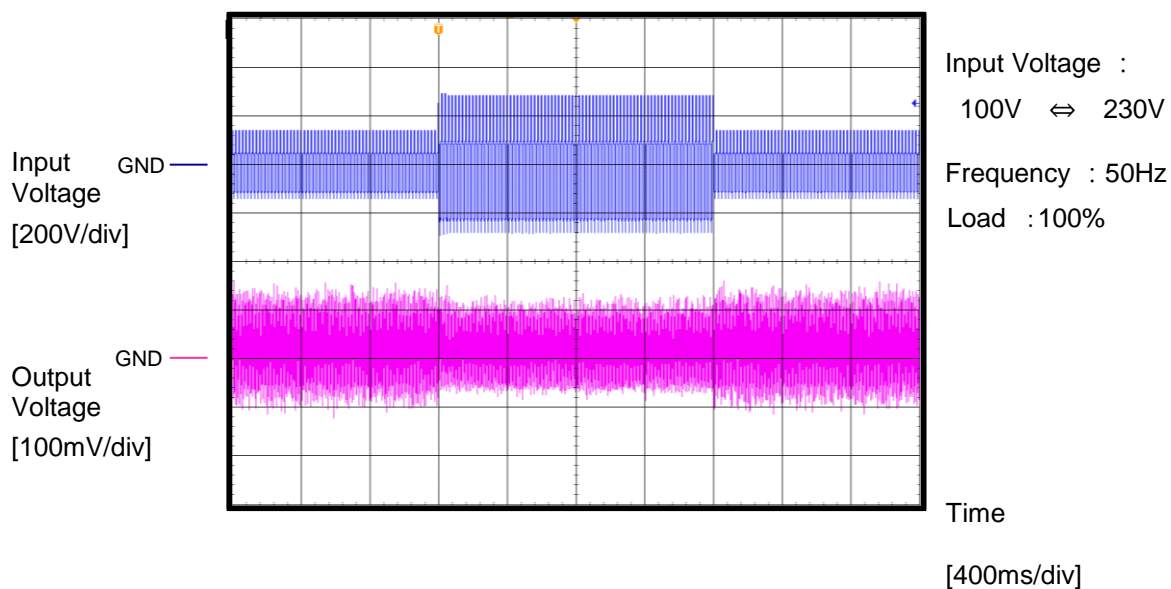
1.Inrush Current (enlargement) . . . . .	1
2.Dynamic Line Regulation . . . . .	2
3.Hiccup cycle (by Overcurrent Protection) . . . . .	3
4.Power Consumption (by Input Voltage) . . . . .	4
5.Figure of Testing Circuitry . . . . .	5

(Final Page 5)

Model	GHA700F-48-J1		
Item	Inrush Current (enlargement)	Temperature	25°C
		Testing Circuitry	A
Object	_____		



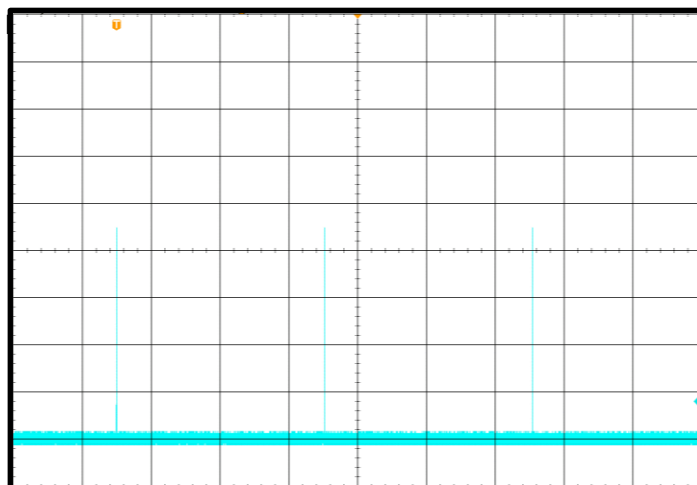
Model	GHA700F-48-J1	Temperature     25°C Testing Circuitry   A
Item	Dynamic Line Regulation	
Object	_____	



		Temperature 25°C Testing Circuitry A Load : Short
Model	GHA700F-48-J1	
Item	Hiccup cycle (by Overcurrent Protection)	
Object	_____	

Output  
Current  
[10A/div]

GND



Input Voltage :  
100V

Short-circuit  
current : 44.8A

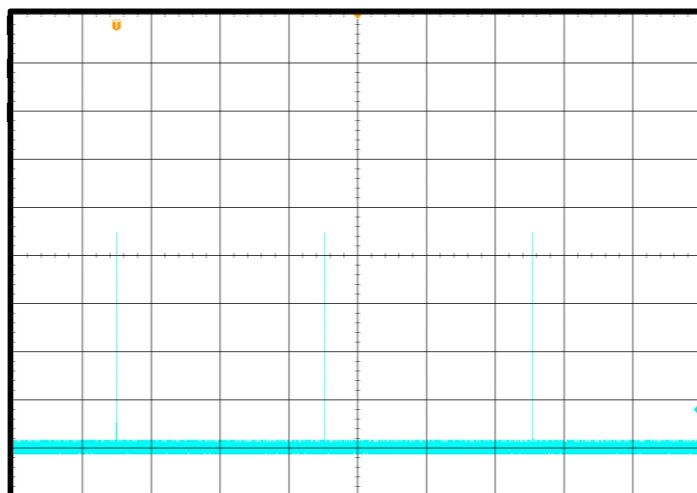
ON Time : 1ms

Hiccup mode  
time : 3024ms

Time  
[1000ms/div]

Output  
Current  
[10A/div]

GND



Input Voltage :  
230V

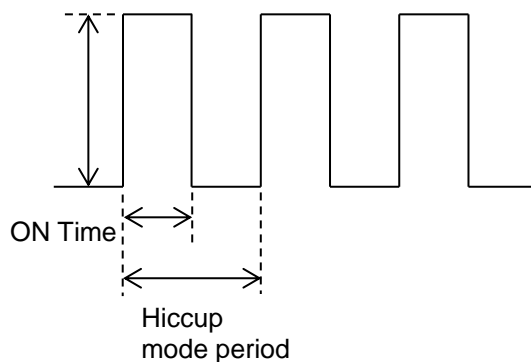
Short-circuit  
current : 44.8A

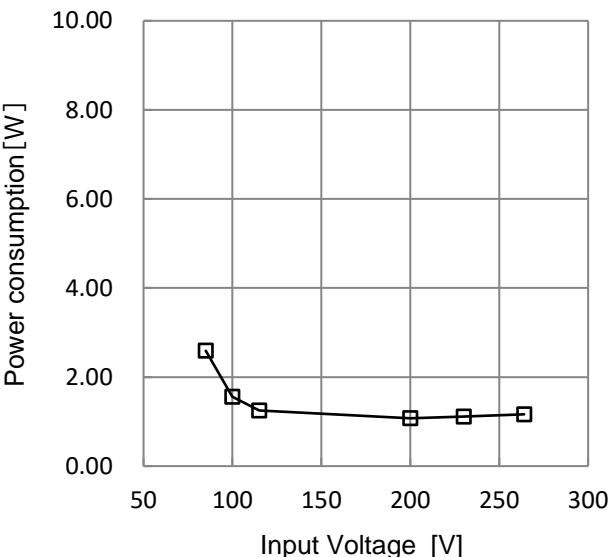
ON Time : 1ms

Hiccup mode  
time : 3025ms

Time  
[1000ms/div]

Short-  
circuit



Model	GHA700F-48-J1R3	Temperature25°C Testing Circuitry-															
Item	Input voltage - Power consumption																
Object		Load:0%															
1.Graph		2.Values															
<div><p>Power consumption [W]</p><p>Input Voltage [V]</p></div>		<table><tr><th>Input voltage [V]</th><th>Power consumption [W]</th></tr><tr><td>85</td><td>2.59</td></tr><tr><td>100</td><td>1.56</td></tr><tr><td>115</td><td>1.25</td></tr><tr><td>200</td><td>1.07</td></tr><tr><td>230</td><td>1.11</td></tr><tr><td>264</td><td>1.17</td></tr></table>		Input voltage [V]	Power consumption [W]	85	2.59	100	1.56	115	1.25	200	1.07	230	1.11	264	1.17
Input voltage [V]	Power consumption [W]																
85	2.59																
100	1.56																
115	1.25																
200	1.07																
230	1.11																
264	1.17																
Reducing standby power is possible by OFF signal of the remote control.																	

-4-

BC-11978

