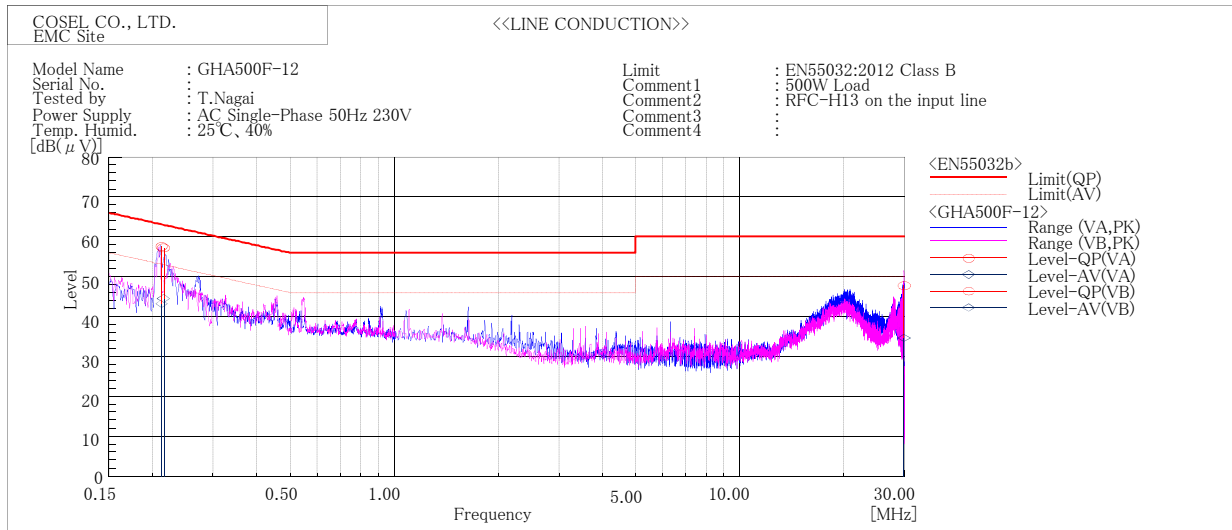
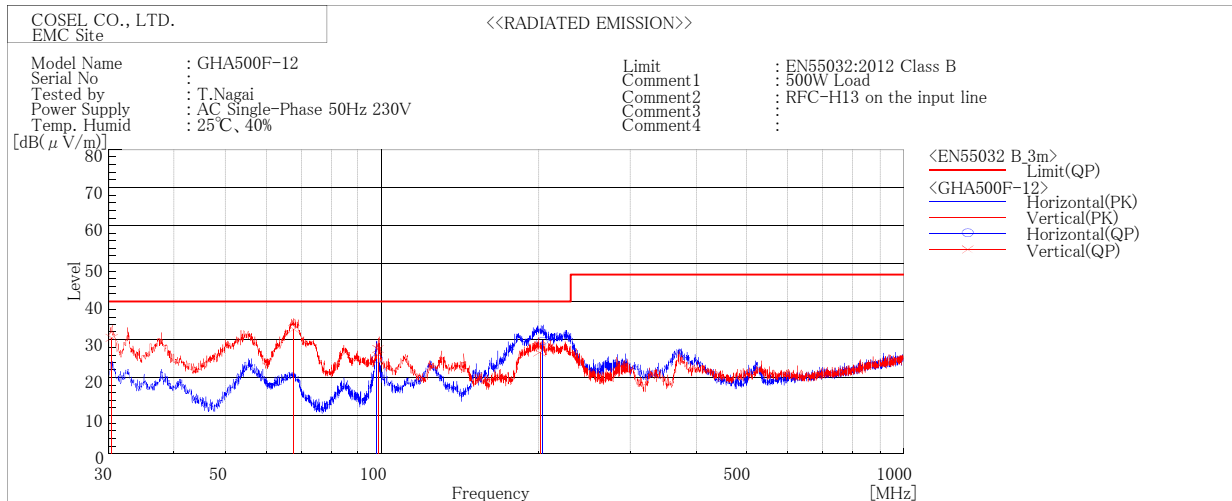


DATA SHEET		Date	10-May-18
Model	GHA500F-12	Temp.	25 degreeC
Test	EMI Line conduction & Radiated emission	Humid.	40 %RH
		Tested by	T. Nagai



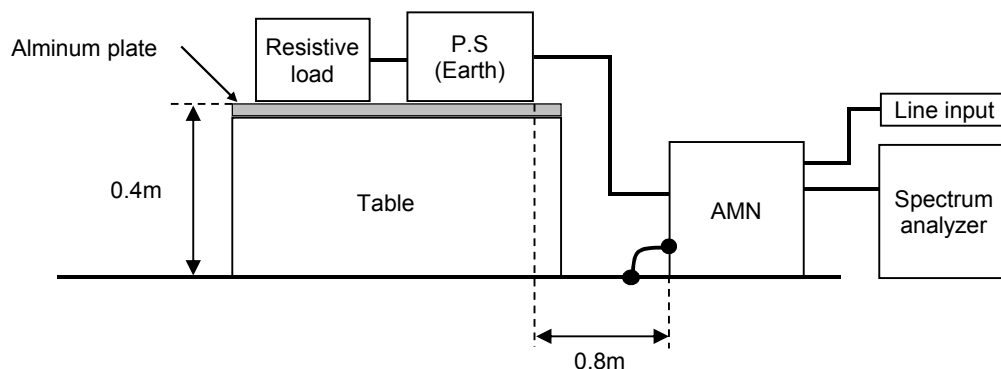
Frequency MHz	Line Phase	Level dB(uV)		Limit dB(uV)		Margin dB		Pass/Fail	Remark
		QP	AV	QP	AV	QP	AV		
0.21269	VB	57.6	43.3	63.1	53.1	5.5	9.8	Pass	
0.21487	VA	57.2	44.5	63	53	5.8	8.5	Pass	
29.9863	VB	47.8	34.7	60	50	12.2	15.3	Pass	



Frequency MHz	Polarization	Stability	Reading dB(uV)	Limit dB(uV/m)	Margin dB(uV/m)	Pass/Fail	Height cm	Angle deg	Remark
			QP	QP	QP				
38.032	V	Stable	32.8	40.0	7.2	Pass	102	318	
61.341	V	Stable	30.8	40.0	9.2	Pass	104	164	
121.918	H	Stable	28.6	40.0	11.4	Pass	135	186	
125.989	V	Stable	31.1	40.0	8.9	Pass	118	299	

DATA SHEET		Date	10-May-18
Model	Circuit used for measurement	Temp.	25 degreeC
Test	EMI Line conduction & Radiated emission	Humid.	40 %RH
		Tested by	T. Nagai

1. Line conduction



2. Radiated emission

