

TEST DATA OF FSB-150-□□□-HU

Noise Filter

Dec. 01 , 2017

Approved by : Tadayuki Noda
Tadayuki Noda Design Manager

Prepared by : Kenji Kamoi
Kenji Kamoi Design Engineer

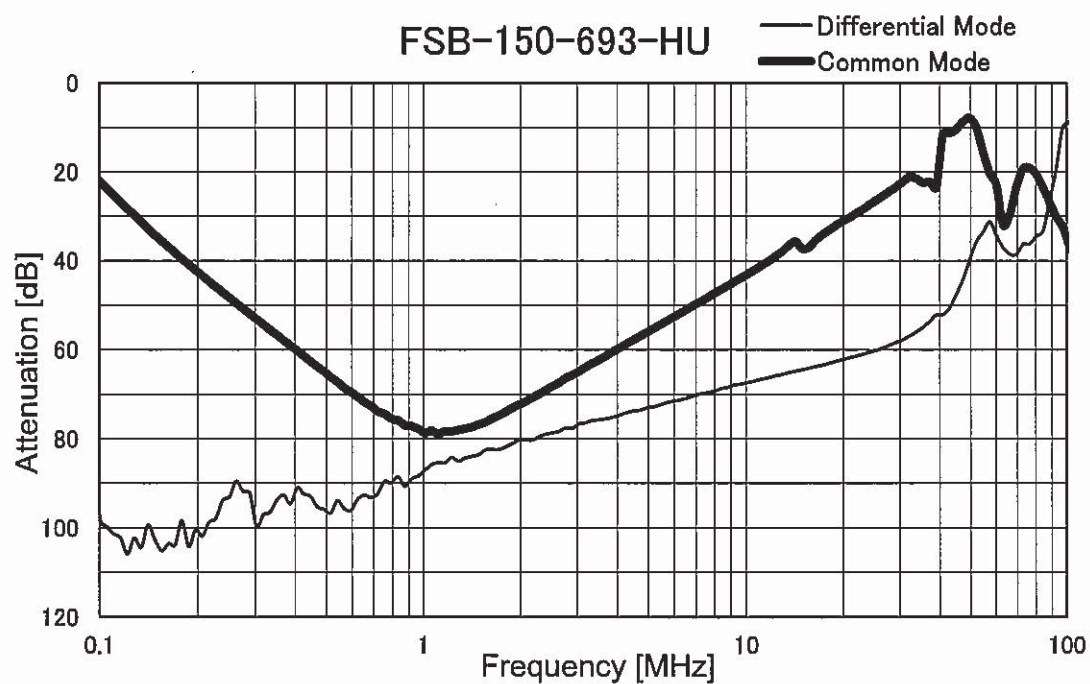
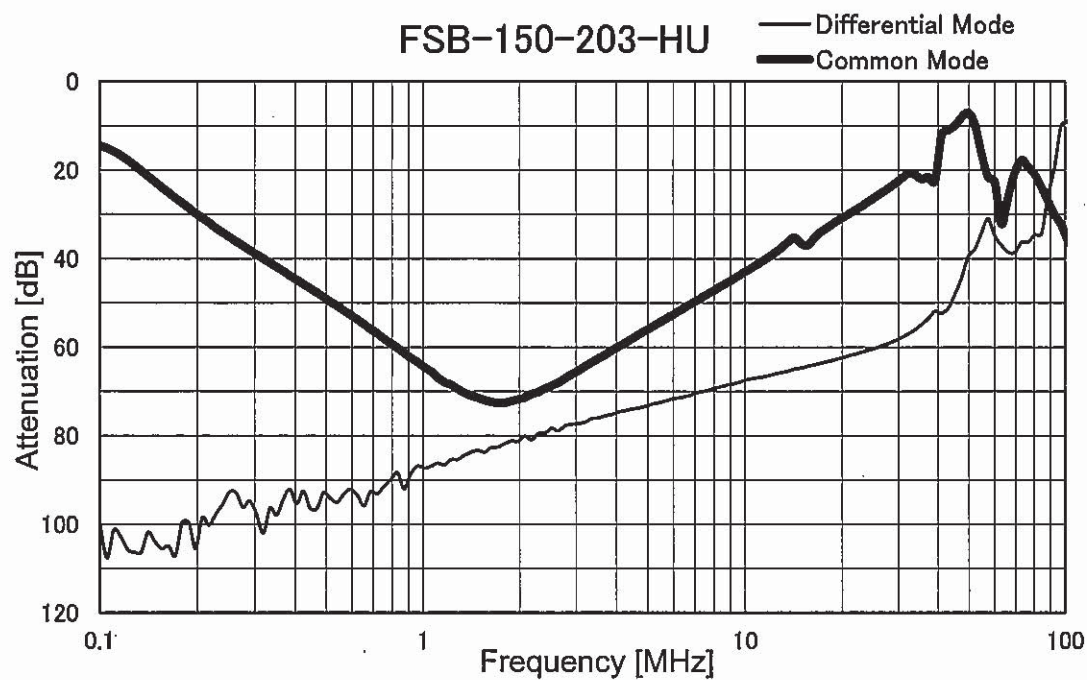
COSEL CO.,LTD.

CONTENTS

1.Attenuation Characteristics	1
2.Leakage Current	3
3.Figure of Testing Circuitry	4
(Final Page 5)	

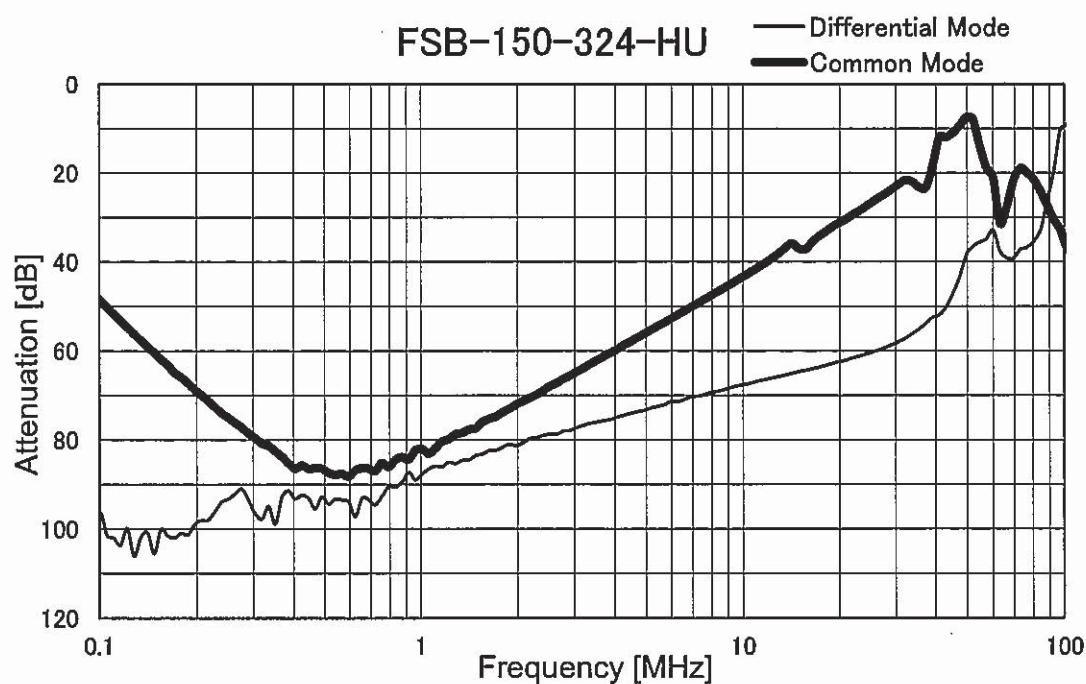
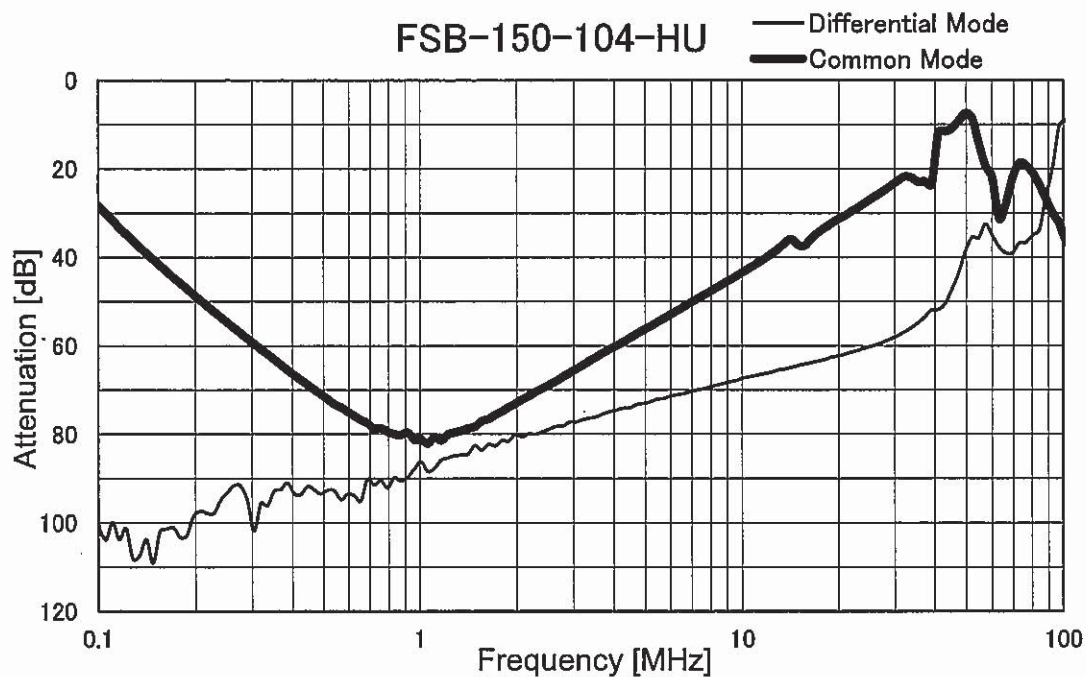
COSEL

Model	FSB-150-□□□-HU	Temperature	25°C
Item	Attenuation Characteristics	Testing Circuitry	Figure A
Object	_____		



COSEL

Model	FSB-150-□□□-HU	Temperature	25°C
Item	Attenuation Characteristics	Testing Circuitry	Figure A
Object	_____		





Model		FSB-150-□□□-HU	Temperature 25°C Testing Circuitry Figure B
Item		Leakage Current	
Object		_____	

1.Results

[mA]

Model	Standards	Voltage system	Input Volt.					Note
			200[V]	250[V]	400[V]	480[V]	500[V]	
FSB-150-203-HU	UL1283	Δ-connection	0.44	0.55				Δ-connection's rated voltage is 250V(275Vmax)
		Wye-connection	0.003	0.003				Δ-connection's rated voltage is 250V(275Vmax)
FSB-150-693-HU	UL1283	Δ-connection	1.50	1.80				Δ-connection's rated voltage is 250V(275Vmax)
		Wye-connection	0.008	0.008				Δ-connection's rated voltage is 250V(275Vmax)
FSB-150-104-HU	UL1283	Δ-connection	2.10	2.60				Δ-connection's rated voltage is 250V(275Vmax)
		Wye-connection	0.005	0.006				Δ-connection's rated voltage is 250V(275Vmax)
FSB-150-324-HU	UL1283	Δ-connection	7.00	8.50				Δ-connection's rated voltage is 250V(275Vmax)
		Wye-connection	0.025	0.028				Δ-connection's rated voltage is 250V(275Vmax)

2.Condition

Leakage current value is concluded after measuring both phases of AC input and by choosing the larger one.

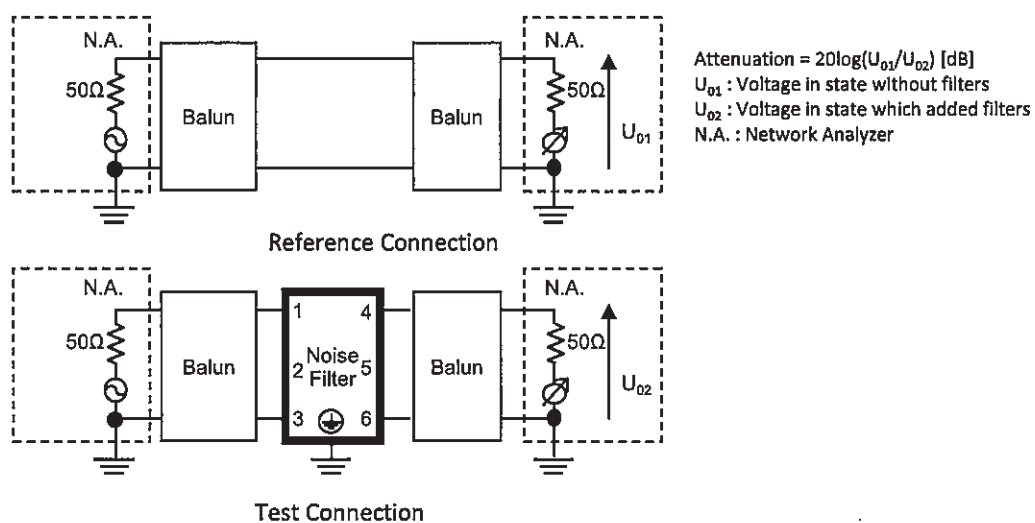


Figure A - 1 Differential mode attenuation measurement

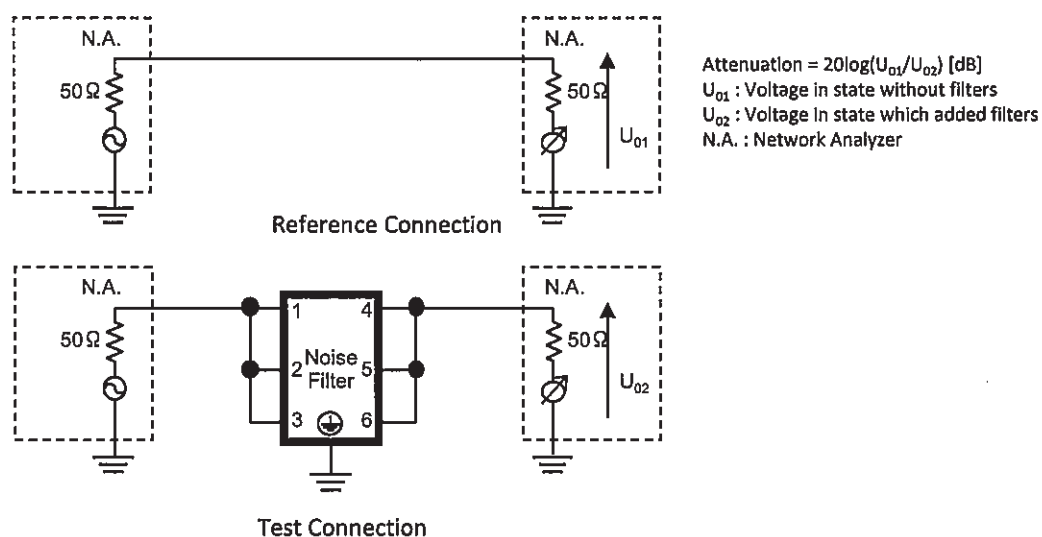


Figure A - 2 Common mode attenuation measurement

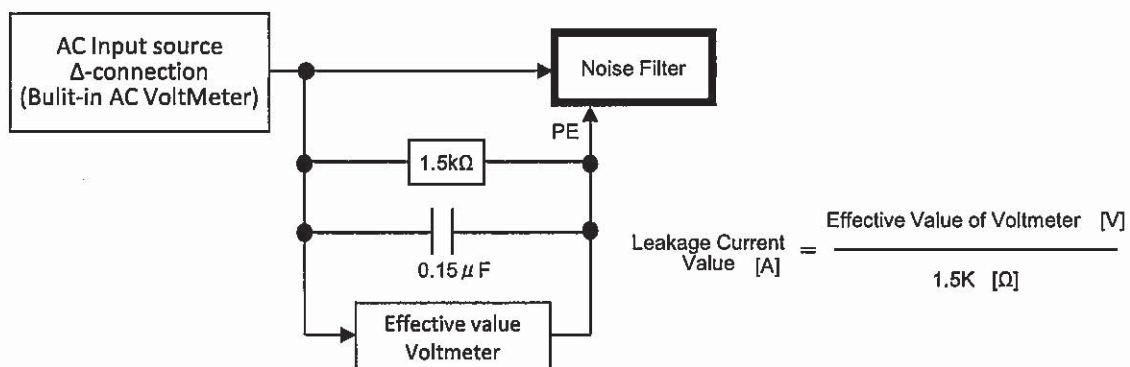


Figure B - 1 Leakage current measurement (UL1283 Δ-connection)

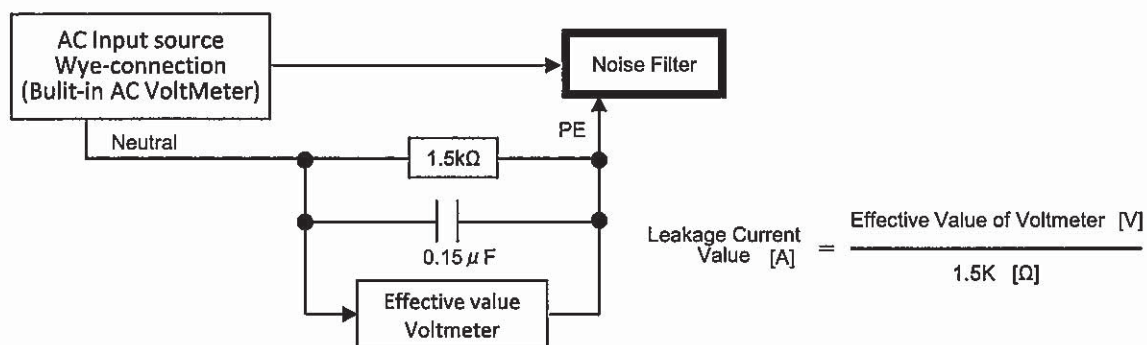


Figure B - 2 Leakage current measurement (UL1283 Wye-connection)