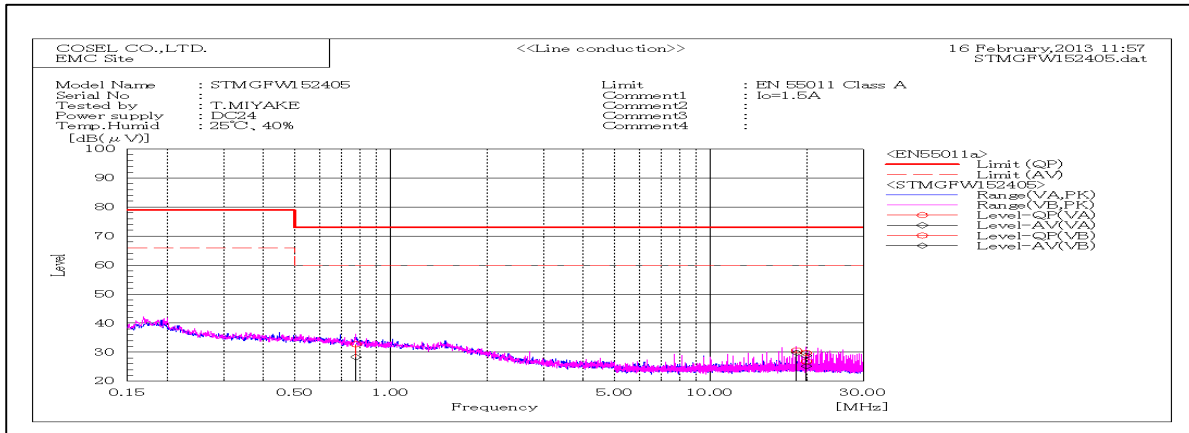
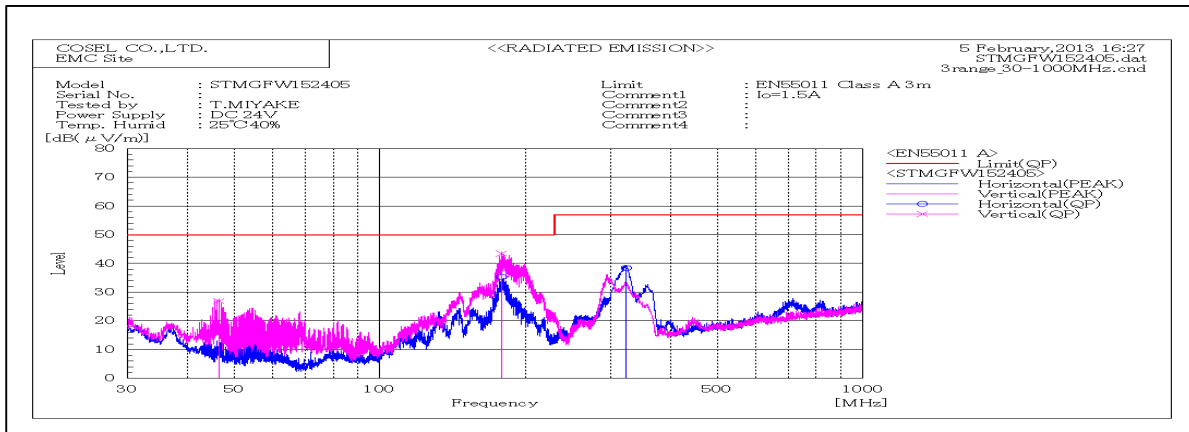


DATA SHEET		Date	18-Feb-13
Model	STMGFW152405	Temp.	25 degreeC
Test	EMI Line conduction & Radiated emission	Humid.	40 %RH
		Tested by	T.Miyake



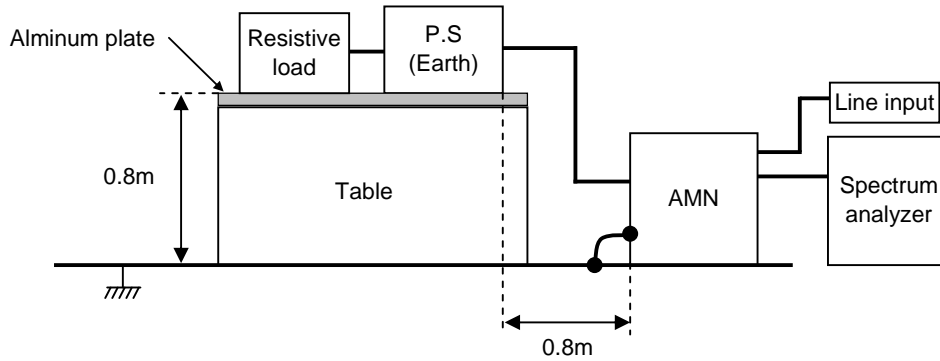
Frequency MHz	Harm	Line Phase	Reading dB(uV)		Factor dB	Level dB(uV)		Limit dB(uV)		Margin dB		Pass/Fail	Remark
			QP	AV		QP	AV	QP	AV	QP	AV		
0.77788		VB	12.7	8.2	20.1	32.8	28.3	73	60	40.2	31.7	Pass	
18.57365		VB	9.4	8.6	21.2	30.6	29.8	73	60	42.4	30.2	Pass	
19.9349		VA	5.6	4	21.2	26.8	25.2	73	60	46.2	34.8	Pass	
19.9294		VB	8.5	7.6	21.2	29.7	28.8	73	60	43.3	31.2	Pass	



Frequency MHz	Polarization	Stability	Reading dB(uV)	Space Loss dB	Level dB(mW)		Margin dB	Pass/Fail	Height cm	Angle deg	Remark
			QP		QP	QP					
46.45	V	Stable	48.4	-21.5	26.9	50	23.1	Pass	101	349	
178.546	V	Stable	59.4	-16	43.4	50	6.6	Pass	108	285	
178.544	H	Stable	57.6	-22.3	35.3	50	14.7	Pass	155	245	
323.408	H	Stable	55.3	-16.9	38.4	57	18.6	Pass	102	78	

DATA SHEET		Date	18-Feb-13
Model	Circuit used for measurement	Temp.	25 degreeC
Test	EMI Line conduction & Radiated emission	Humid.	40 %RH
		Tested by	T.Miyake

1. Line conduction



2. Radiated emission

