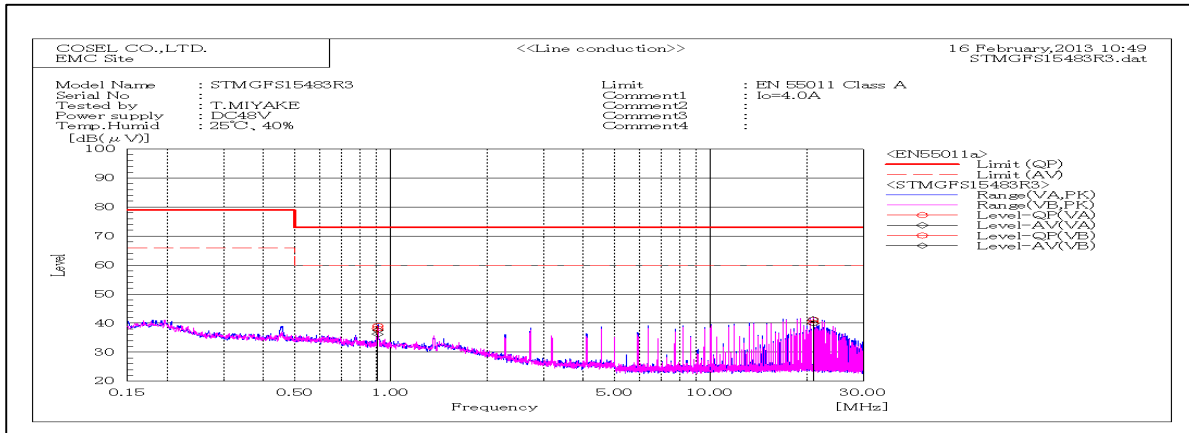
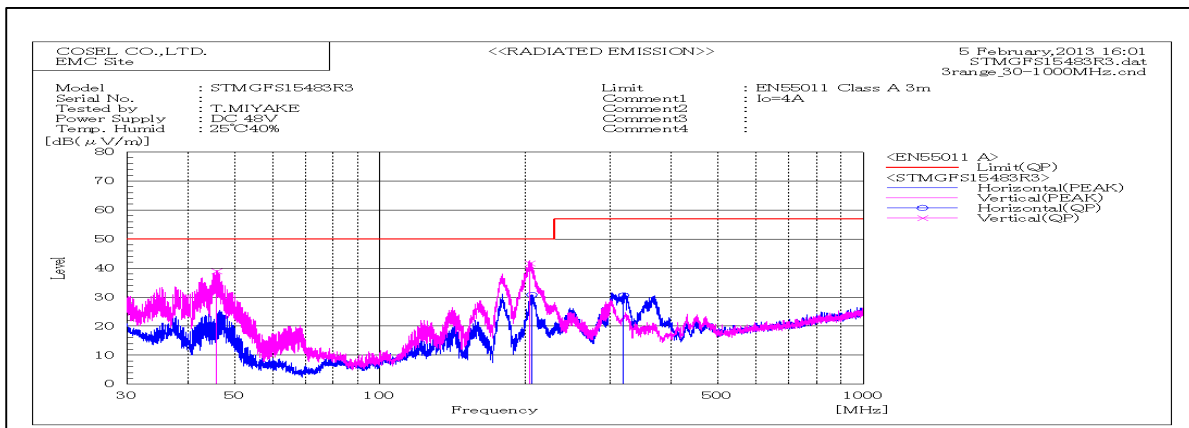


DATA SHEET		Date	18-Feb-13
Model	STMGFS15483R3	Temp.	25 degreeC
Test	EMI Line conduction & Radiated emission	Humid.	40 %RH
		Tested by	T.Miyake



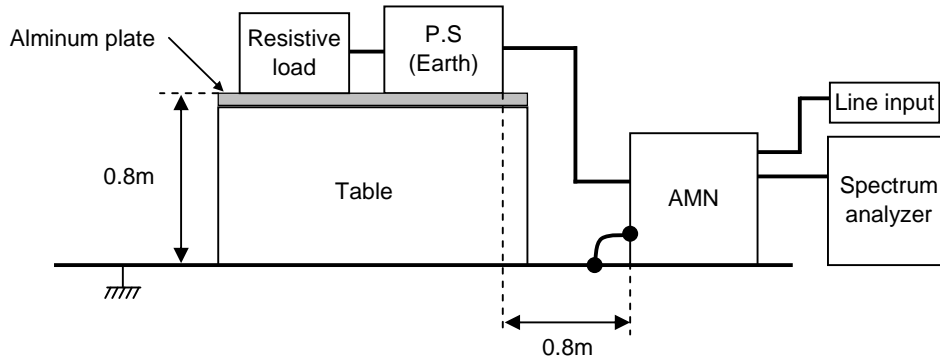
Frequency MHz	Harm	Line Phase	Reading dB(uV)		Factor dB	Level dB(uV)		Limit dB(uV)		Margin dB		Pass/Fail	Remark
			QP	AV		QP	AV	QP	AV	QP	AV		
0.91052		VB	18	16.1	20.1	38.1	36.2	73	60	34.9	23.8	Pass	
0.91109		VA	18.9	17.4	20.1	39	37.5	73	60	34	22.5	Pass	
20.9391		VB	18.9	18.7	21.2	40.1	39.9	73	60	32.9	20.1	Pass	
20.93535		VA	20	20.1	21.2	41.2	41.3	73	60	31.8	18.7	Pass	



Frequency MHz	Polarization	Stability	Reading dB(uV)		Space Loss dB	Level dB(mW)		Margin dB	Pass/Fail	Height cm	Angle deg	Remark
			QP	AV		QP	QP					
45.969	V	Stable	59.7	-20.9	38.8	50	11.2	Pass	101	348		
204.458	V	Stable	57.4	-15.8	41.6	50	8.4	Pass	102	309		
206.332	H	Stable	52.9	-22.1	30.8	50	19.2	Pass	157	256		
319.516	H	Stable	47.6	-17	30.6	57	26.4	Pass	106	86		

DATA SHEET		Date	18-Feb-13
Model	Circuit used for measurement	Temp.	25 degreeC
Test	EMI Line conduction & Radiated emission	Humid.	40 %RH
		Tested by	T.Miyake

1. Line conduction



2. Radiated emission

