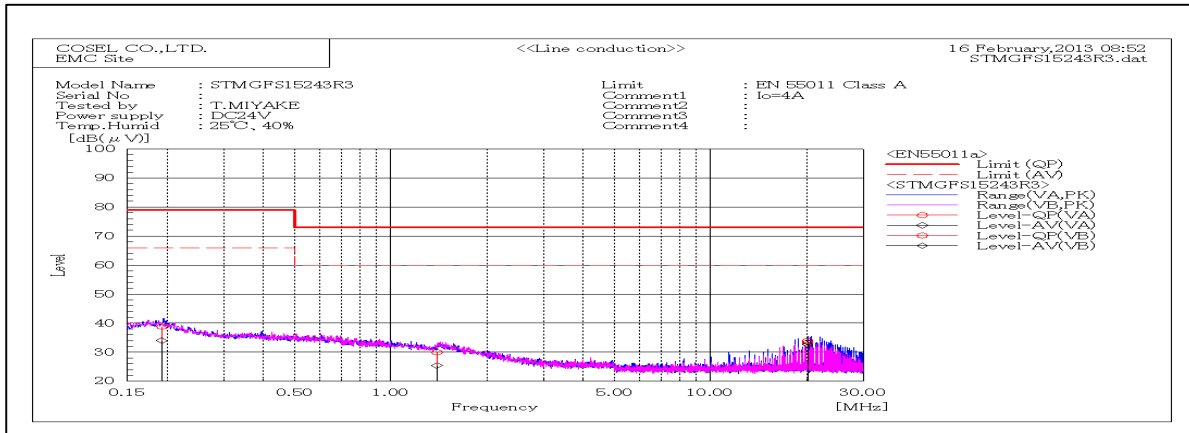
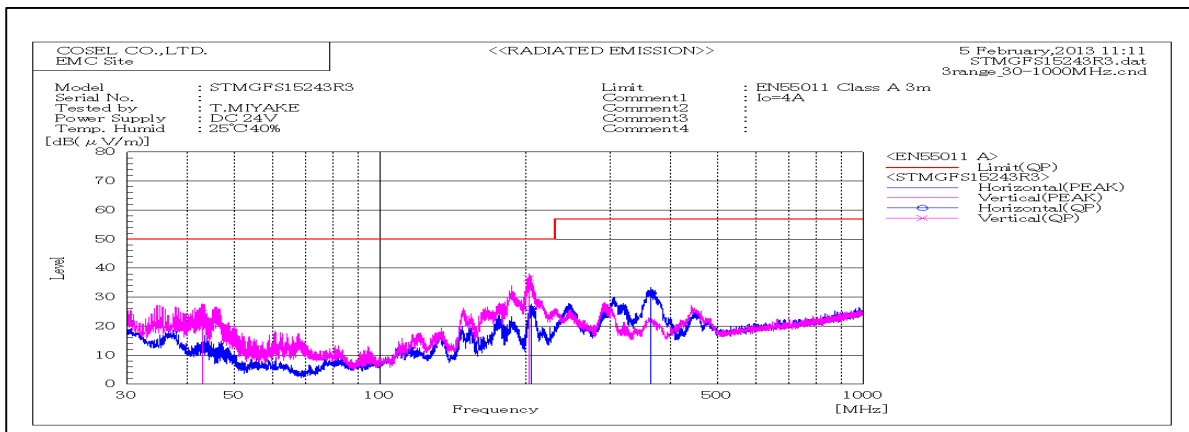


DATA SHEET		Date	18-Feb-13
Model	STMGFS15243R3	Temp.	25 degreeC
Test	EMI Line conduction & Radiated emission	Humid.	40 %RH
		Tested by	T.Miyake



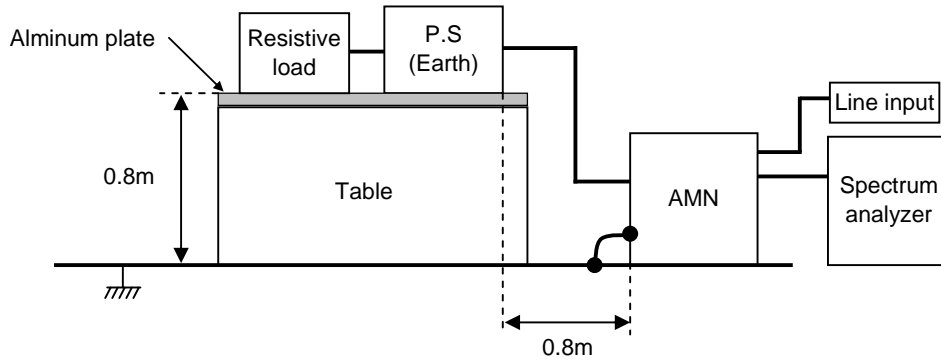
Frequency MHz	Ham	Line Phase	Reading dB(uV)		Factor dB	Level dB(uV)		Limit dB(uV)		Margin dB		Pass/Fail	Remark
			QP	AV		QP	AV	QP	AV	QP	AV		
0.19235		VA	18.7	13.8	20.2	38.9	34	79	66	40.1	32	Pass	
1.39433		VA	9.8	5.2	20.2	30	25.4	73	60	43	34.6	Pass	
20.13035		VB	11.9	11.5	21.2	33.1	32.7	73	60	39.9	27.3	Pass	
20.1268		VA	12.7	12.2	21.2	33.9	33.4	73	60	39.1	26.6	Pass	



Frequency MHz	Polarization	Stability	Reading dB(uV)		Space Loss dB	Level dB(mW)		Margin dB	Pass/Fail	Height cm	Angle deg	Remark
			QP	AV		QP	QP					
42.83	V	Stable	41.8	-17.1	24.7	50	25.3	Pass	103	11		
203.438	V	Stable	52.4	-15.8	36.6	50	13.4	Pass	103	288		
205.271	H	Stable	48.2	-22.1	26.1	50	23.9	Pass	124	265		
364.082	H	Stable	43.9	-12.6	31.3	57	25.7	Pass	103	101		

DATA SHEET		Date	18-Feb-13
Model	Circuit used for measurement	Temp.	25 degreeC
Test	EMI Line conduction & Radiated emission	Humid.	40 %RH
		Tested by	T.Miyake

**1. Line conduction**



**2. Radiated emission**

