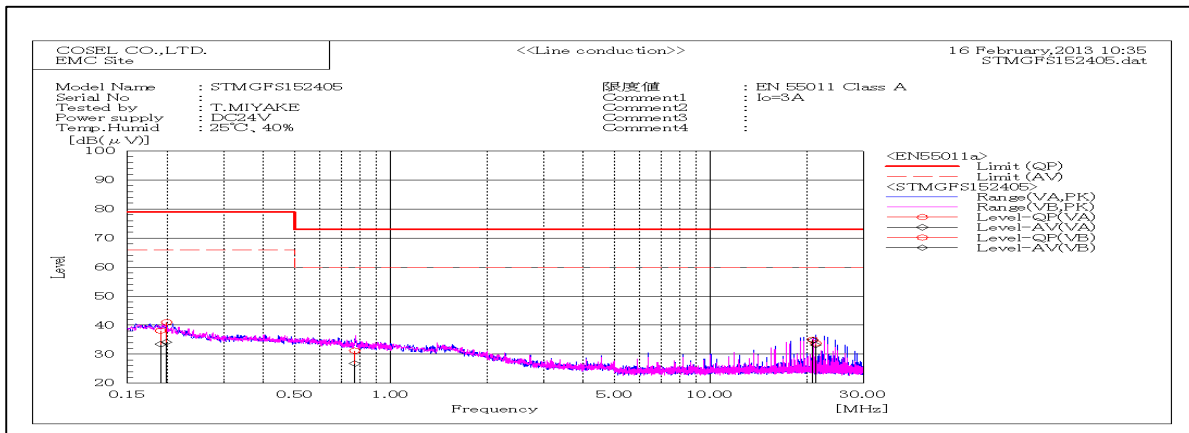
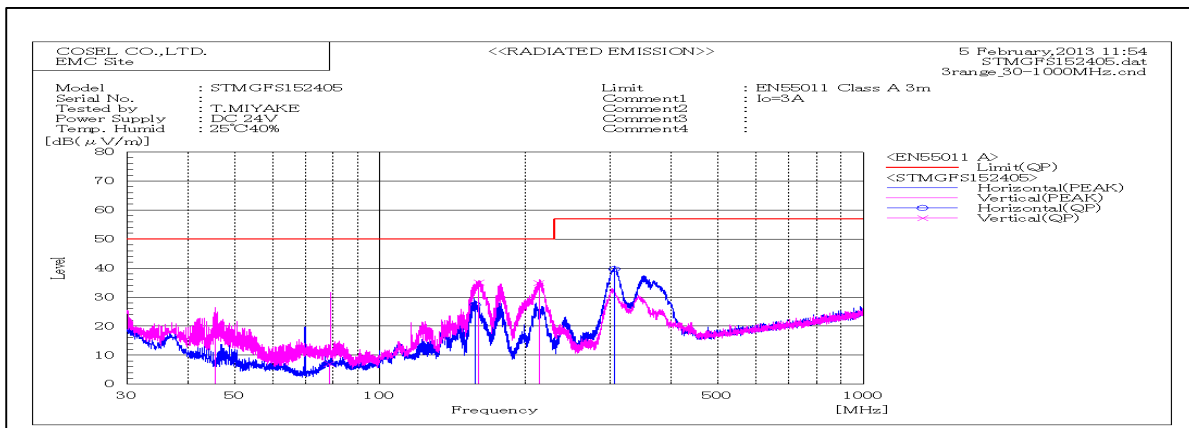


DATA SHEET		Date	18-Feb-13
Model	STMGFS152405	Temp.	25 degreeC
Test	EMI Line conduction & Radiated emission	Humid.	40 %RH
		Tested by	T.Miyake



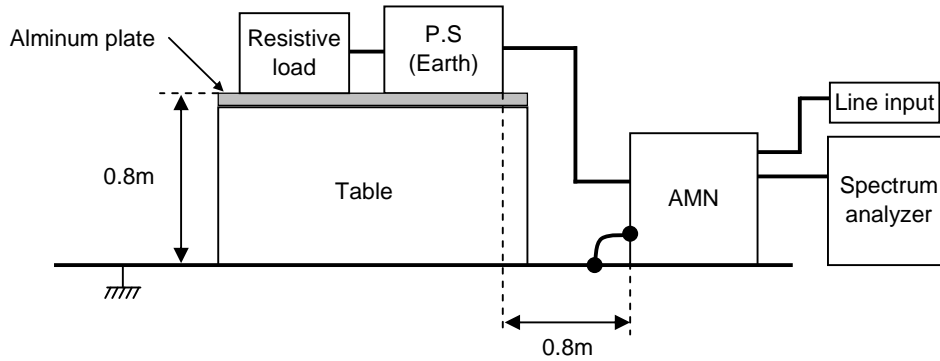
Frequency MHz	Harm	Line Phase	Reading dB(uV)		Factor dB	Level dB(uV)		Limit dB(uV)		Margin dB		Pass/Fail	Remark
			QP	AV		QP	AV	QP	AV	QP	AV		
0.19053		VB	17.9	13.2	20.2	38.1	33.4	79	66	40.9	32.6	Pass	
0.19906		VA	20.8	14	20.2	41	34.2	79	66	38	31.8	Pass	
0.77136		VA	11.1	6.7	20.1	31.2	26.8	73	60	41.8	33.2	Pass	
20.87785		VB	13.8	13.6	21.2	35	34.8	73	60	38	25.2	Pass	
21.33405		VA	12.6	12	21.2	33.8	33.2	73	60	39.2	26.8	Pass	



Frequency MHz	Polarization	Stability	Reading dB(uV)		Space Loss dB	Level dB(mW)		Limit dB(mW)	Margin dB	Pass/Fail	Height cm	Angle deg	Remark
			QP	AV		QP	AV						
45.56	V	Stable	38.4	-20.4	18	50	32	Pass	101	0			
78.654	V	Stable	27.1	-20.1	7	50	43	Pass	149	172			
157.407	H	Stable	48.1	-20.7	27.4	50	22.6	Pass	143	105			
160.374	V	Stable	53.3	-18.3	35	50	15	Pass	106	17			
213.456	V	Stable	50.4	-15.5	34.9	50	15.1	Pass	106	285			
305.467	H	Stable	57	-17.4	39.6	57	17.4	Pass	101	67			

DATA SHEET		Date	18-Feb-13
Model	Circuit used for measurement	Temp.	25 degreeC
Test	EMI Line conduction & Radiated emission	Humid.	40 %RH
		Tested by	T.Miyake

1. Line conduction



2. Radiated emission

