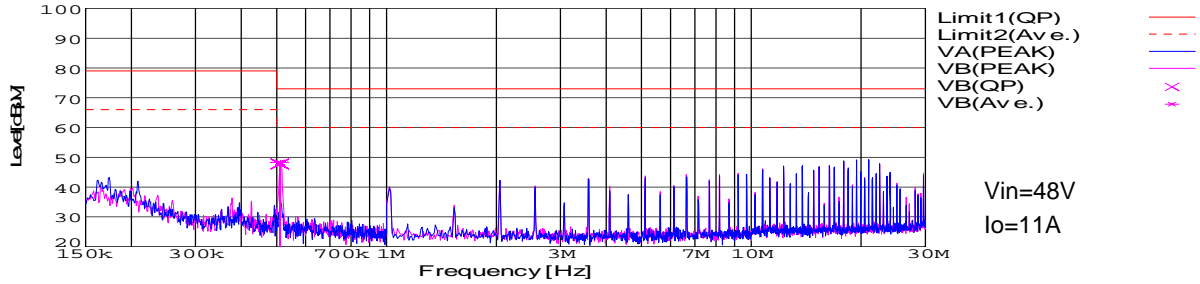


DATA SHEET		Date	19-Oct-06
Model	SFLS30481R8	Temp.	25 degreeC
Test	EMI Line conduction & Radiated emission	Humid.	45 %RH
		Tested by	Y.Tamura

LINE CONDUCTION

Model Name : SFLS30481R8
 Model No. :
 Serial No. :
 Points : 1
 Detector : PEAK/QP/Ave.
 Line Mode : VB
 Power Supply : DC48V
 Temp. : 25
 Limit1: [CISPR Pub11] Class A Gr.1(QP)
 Limit2: [CISPR Pub11] Class A Gr.1(Ave.)

Humi. : 45
 Date : 2006/10/19 20:40
 Test Equip. : R3132,ESPC
 Load Line : 100mm
 Comment : Y.Tamura
 Vin=48V
 Io=11A

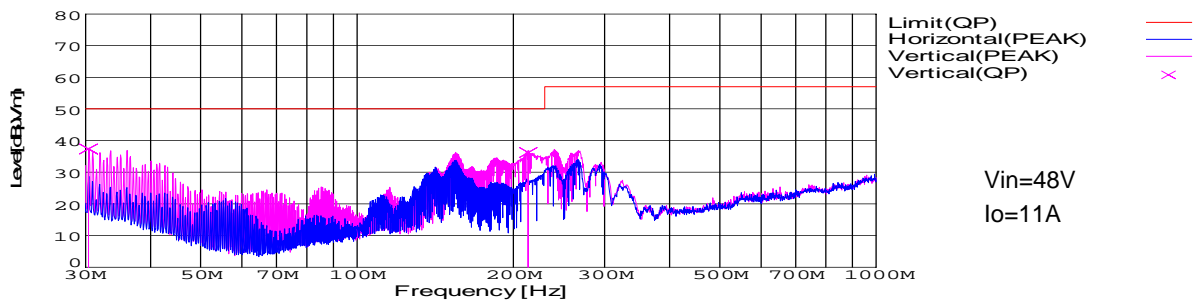


Frequency [MHz]	Meter Reading (Ave.) [dBμV]	Meter Reading (QP) [dBμV]	Factor [dB]	Level(Ave.) [dBμV]	Level(QP) [dBμV]	Line	Limit(Ave.) [dBμV]	Limit(QP) [dBμV]	Margin(Ave.) [dB]	Margin(QP) [dB]
0.5102	38.3	37.9	9.9	48.2	47.8	VB	60	73	11.8	25.2

RADIATED EMISSION

Model Name : SFLS30481R8
 Model No. :
 Serial No. :
 Points : 2
 Detector : PEAK/QP
 Polarization : Vertical
 Power Supply : DC48V
 Temp. : 25
 Limit: [CISPR 11] Class A Group 1<3m>

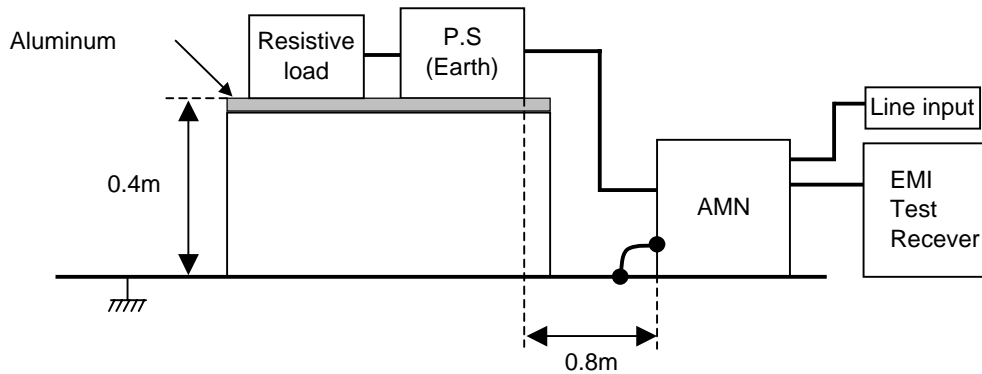
Humi. : 45
 Date : 2007/5/9 13:30
 Test Equip. : R3132,ESPC
 Load Line : 100mm
 Comment : Y.Tamura
 Vin=48V
 Io=11A



Frequency [MHz]	Meter Reading (QP) [dBμV]	Ant. Type	Antenna Factor [dB/m]	Cable & Preamp [dB]	Level(QP) [dBμV/m]	Angle [°]	Height [cm]	Polar.	Limit [dBμV/m]	Margin [dB]
30.387	51.7	BL	18	-32.3	37.4	235	105	Vert.	50	12.6
213.651	58.7	BL	8.8	-31.3	36.2	192	114	Vert.	50	13.8

DATA SHEET		Date	19-Oct-06
Model	SFLS30481R8	Temp.	25 degreeC
Test	EMI Line conduction & Radiated emission	Humid.	45 %RH
		Tested by	Y.Tamura

1. Line conduction



2. Radiated emission

