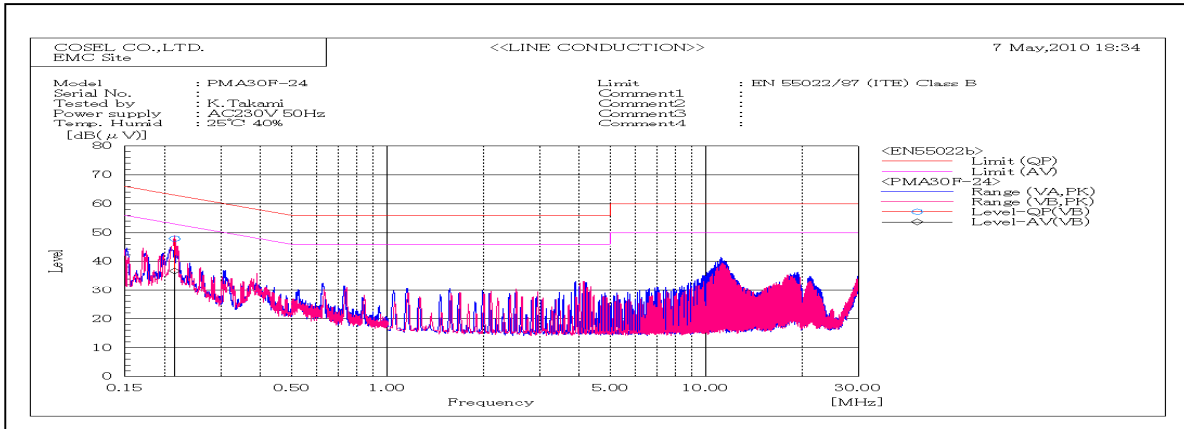
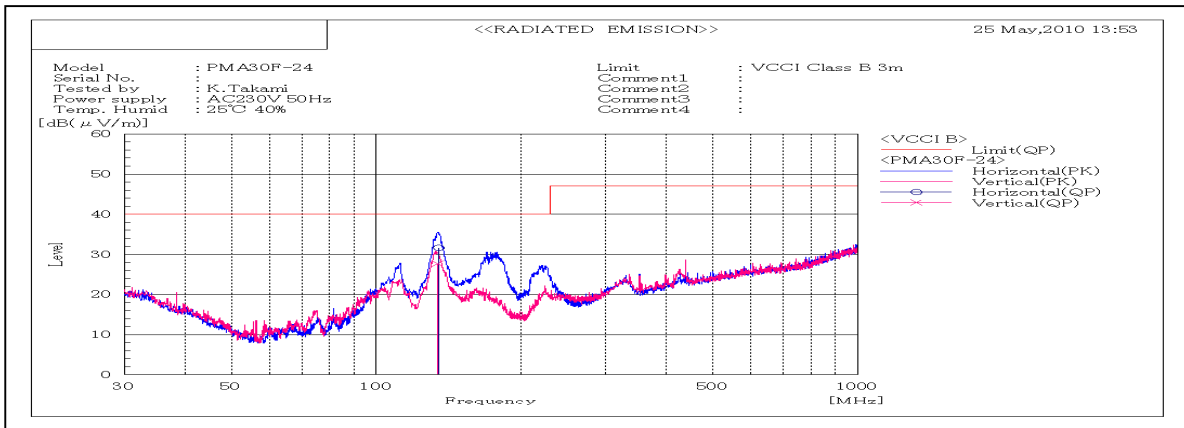


DATA SHEET		Date	28-Jun-10
Model	PMA30F-24	Temp.	25 degreeC
Test	EMI Line conduction & Radiated emission	Humid.	40 %RH
		Tested by	K.Takami



Frequency MHz	Harm	Line Phase	Reading dB(uV)		Factor dB	Level dB(uV)		Limit dB(uV)		Margin dB		Pass/Fail	Remark
			QP	AV		QP	AV	QP	AV	QP	AV		
0.21503		VB	37.8	26.6	10.1	47.9	36.7	63	53	15.1	16.3	Pass	

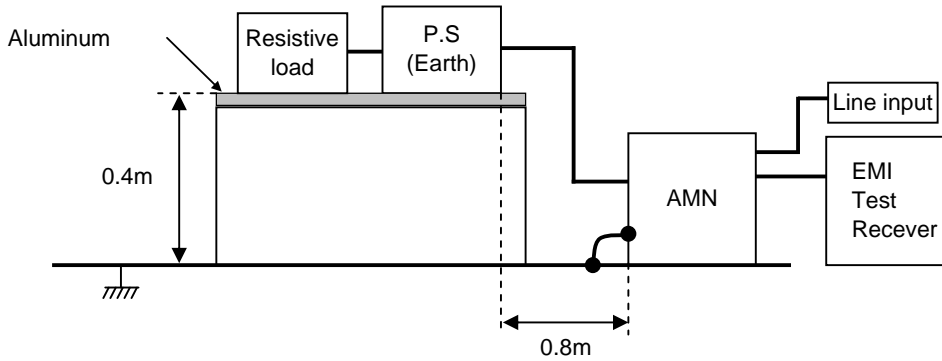


Frequency MHz	Polarization	Stability	Reading dB(uV)		Space Loss dB	Level dB(mW)		Margin dB	Pass/Fail	Height cm	Angle deg	Remark
			QP	AV		QP	QP					
133.978	V	Stable	43.8	-16.1	27.7	40	12.3	Pass	155	0		
134.912	H	Stable	47.7	-16.1	31.6	40	8.4	Pass	146	59		

DATA SHEET

Model	Circuit used for measurement
Test	EMI Line conduction & Radiated emission

1. Line conduction



2. Radiated emission

