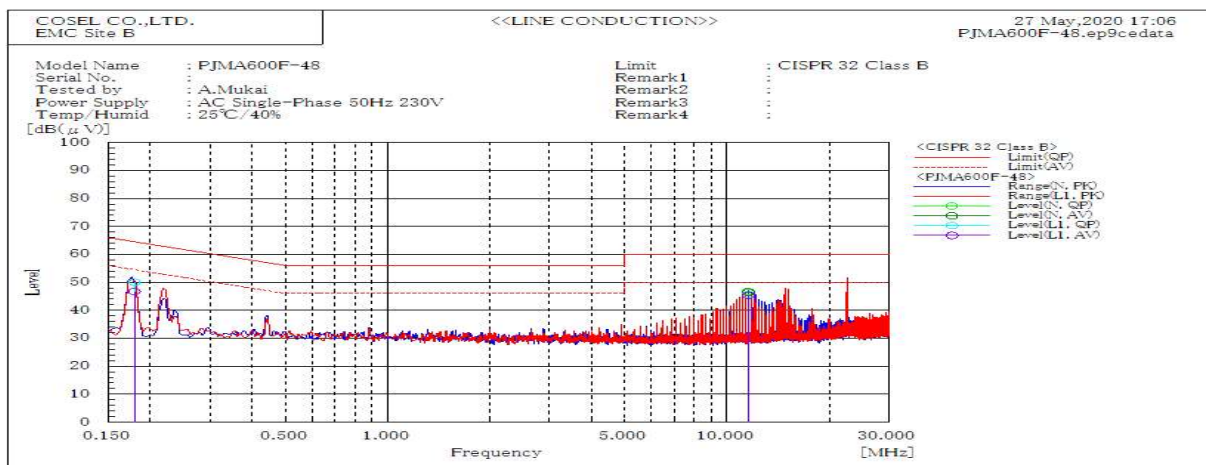
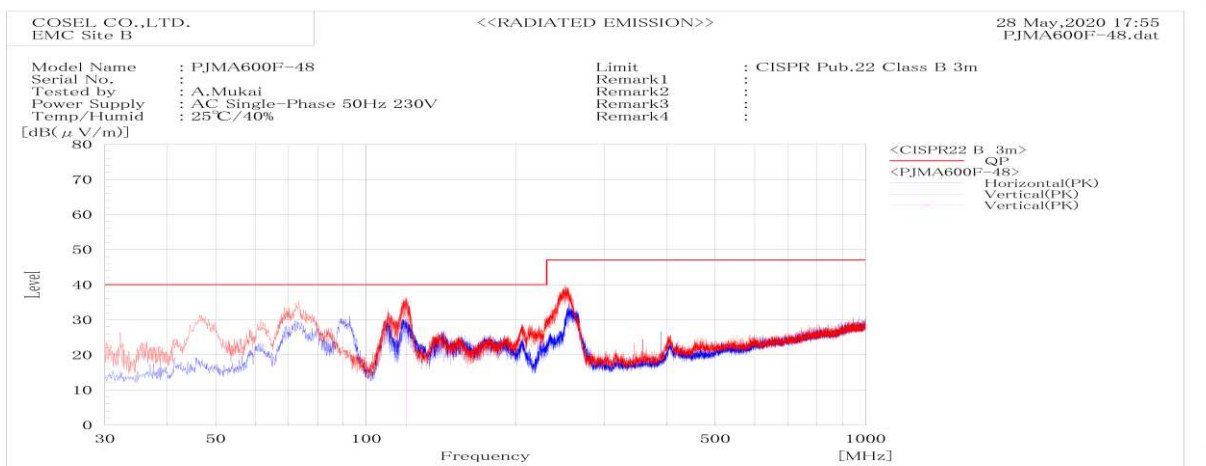




DATA SHEET		Date	20-Jul-20
Model	PJMA600F-48	Temp.	25 degreeC
Test	EMI Line conduction & Radiated emission	Humid.	40 %RH
		Tested by	A.Mukai



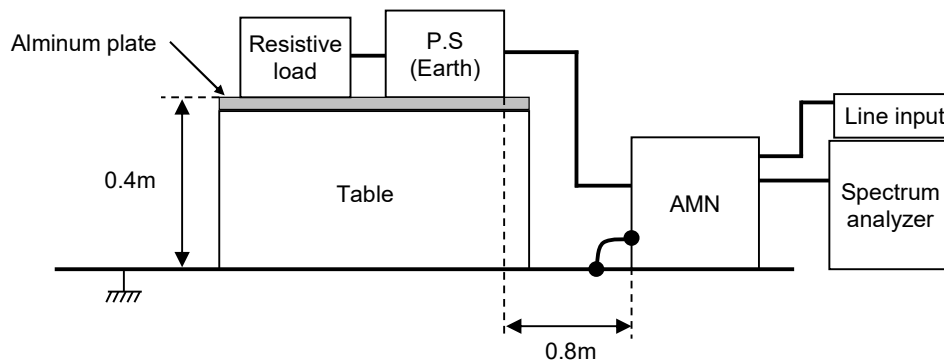
Frequency MHz	Line	Level dB(µV)		Limit dB(µV)		Margin dB		Pass/Fail	Remark
		QP	AV	QP	AV	QP	AV		
		0.18	L1	50.1	46.7	64.5	54.5		
11.556	L1	45.7	45.4	60	50	14.3	4.6	Pass	
11.559	N	46.8	46.4	60	50	13.2	3.6	Pass	



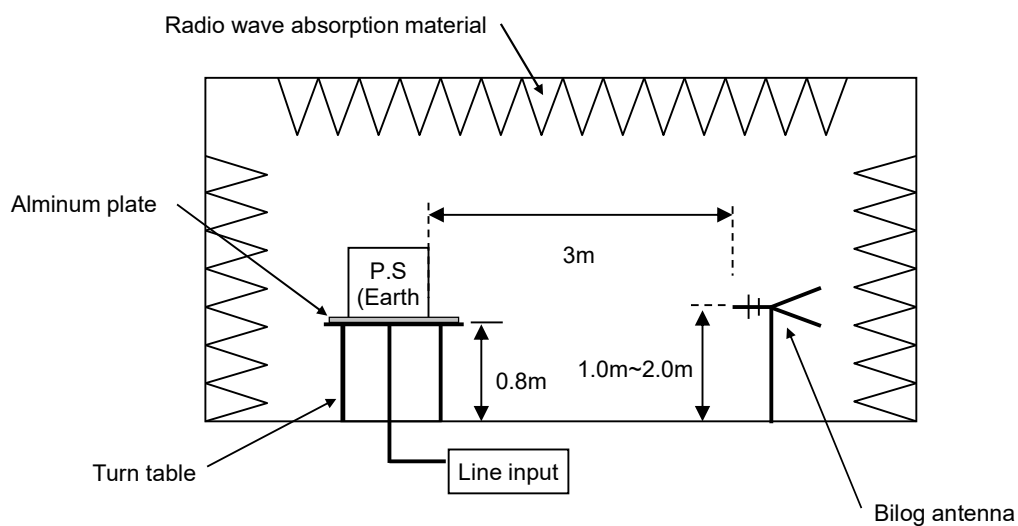
Frequency MHz	Polarization	Stability	Level dB(uV/m)		Margin dB	Pass/Fail	Height cm	Angle deg	Remark
			QP	QP					
120.288	V	Stable	35.9	40	4.1	Pass	117.3	135.3	

DATA SHEET		Date	20-Jul-20
Model	Circuit used for measurement	Temp.	25 degreeC
Test	EMI Line conduction & Radiated emission	Humid.	40 %RH
		Tested by	A.Mukai

1. Line conduction



2. Radiated emission



Conditions

Test : EMI
Model Name : PJMA600F-48

○Photographs of Test Set-Up


1.LINE CONDUCTION

Fig.1 LINE CONDUCTION


2.RADIATED EMISSION

Fig.2 RADIATED EMISSION