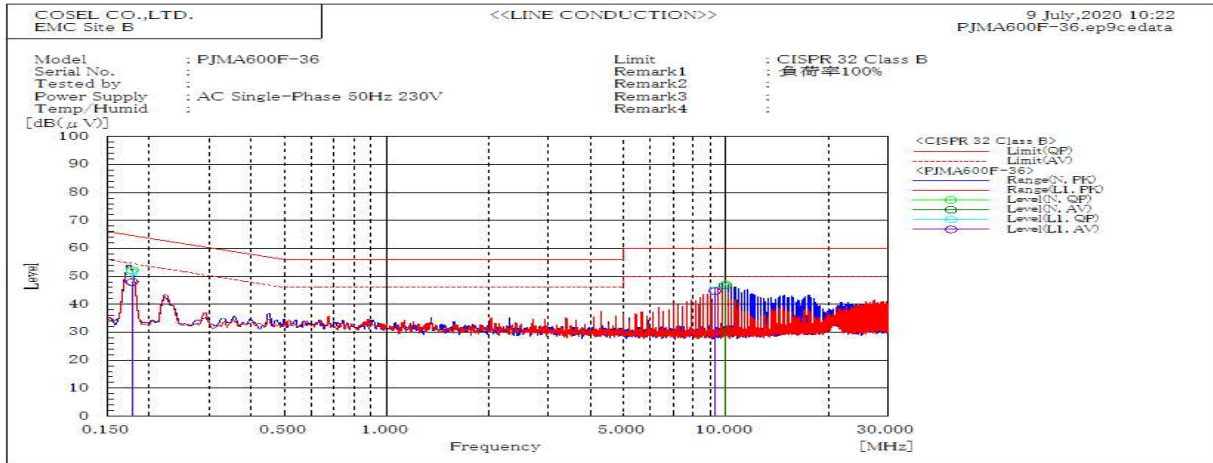
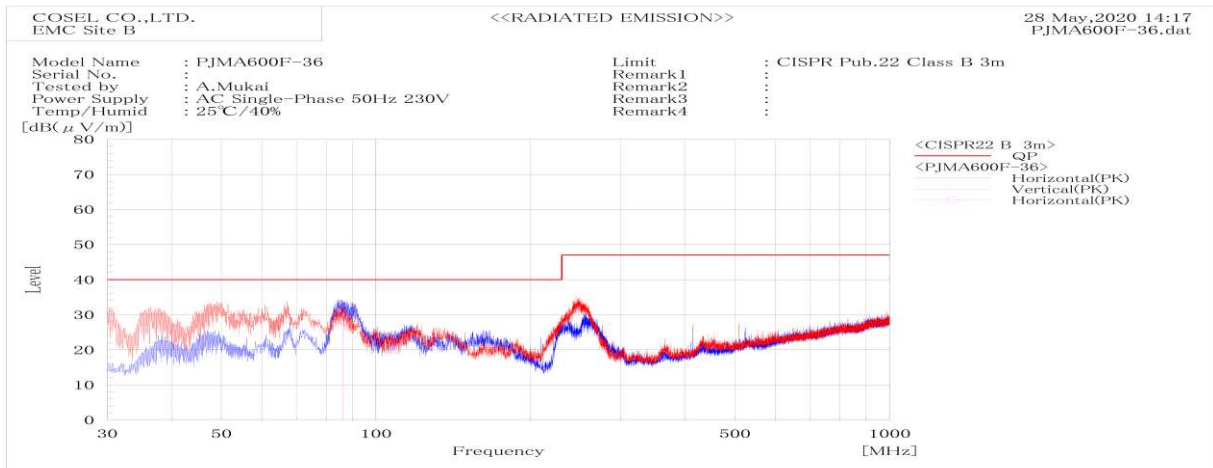




DATA SHEET		Date	20-Jul-20
Model	PJMA600F-36	Temp.	25 degreeC
Test	EMI Line conduction & Radiated emission	Humid.	40 %RH
		Tested by	A.Mukai



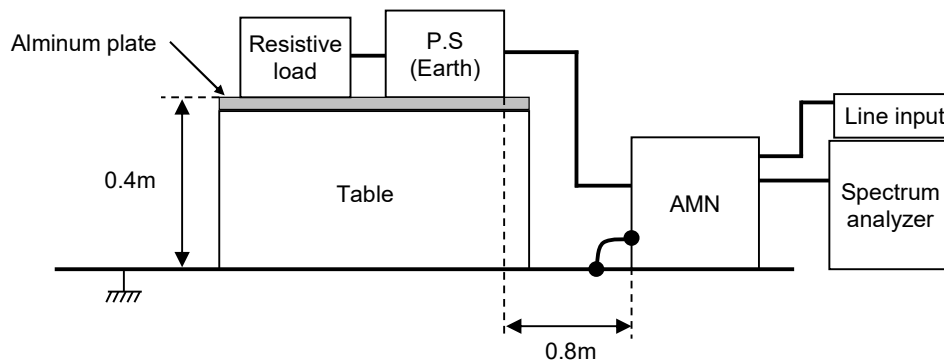
Frequency MHz	Line	Level dB(μV)		Limit dB(μV)		Margin dB		Pass/Fail	Remark
		QP	AV	QP	AV	QP	AV		
		0.178	L1	51.6	48	64.6	54.6		
0.178	N	52.3	48.1	64.6	54.6	12.3	6.5	Pass	
9.276	L1	45.1	44.7	60	50	14.9	5.3	Pass	
9.953	N	47.2	46.6	60	50	12.8	3.4	Pass	



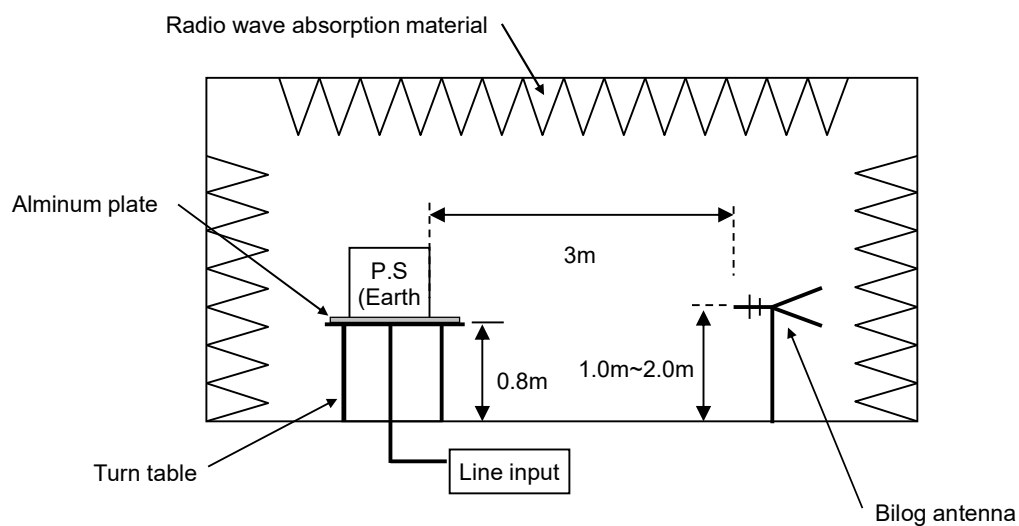
Frequency MHz	Polarization	Stability	Level dB(μV/m)		Margin dB	Pass/Fail	Height cm	Angle deg	Remark
			QP	QP					
86.188	H	Stable	30.1	40	9.9	Pass	200	0.1	

DATA SHEET		Date	20-Jul-20
Model	Circuit used for measurement	Temp.	25 degreeC
Test	EMI Line conduction & Radiated emission	Humid.	40 %RH
		Tested by	A.Mukai

1. Line conduction



2. Radiated emission



Conditions

Test : EMI
Model Name : PJMA600F-36

○Photographs of Test Set-Up


1.LINE CONDUCTION

Fig.1 LINE CONDUCTION


2.RADIATED EMISSION

Fig.2 RADIATED EMISSION