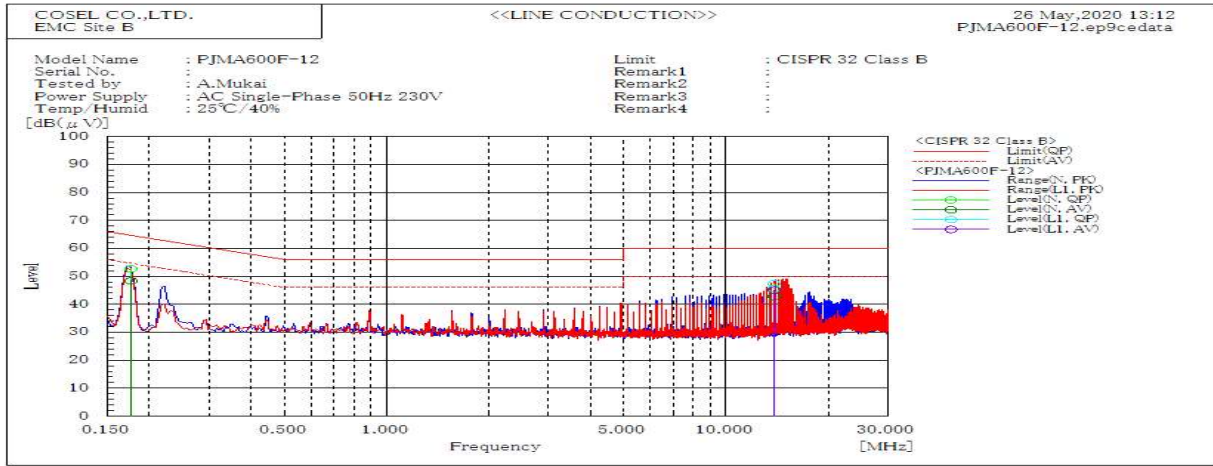
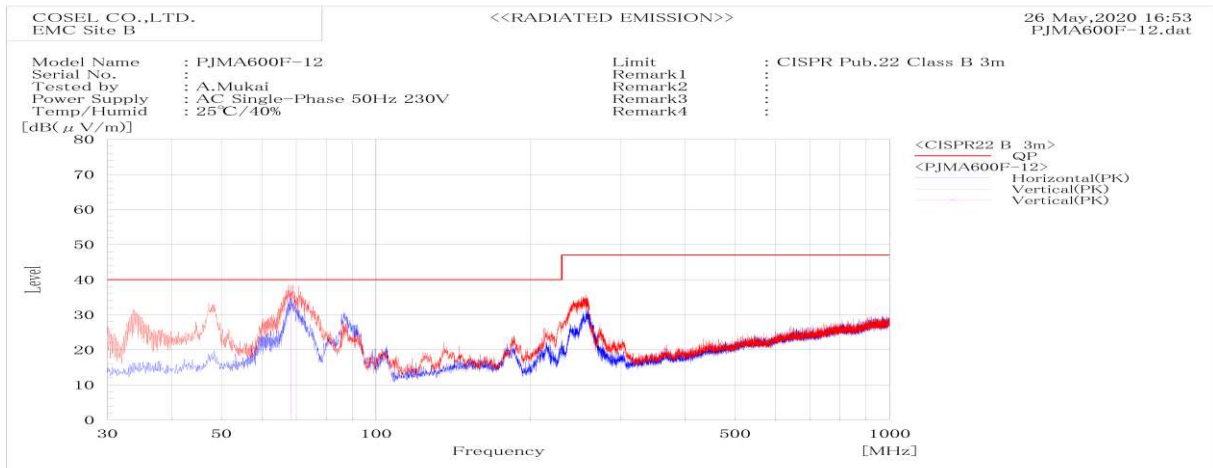




DATA SHEET		Date	20-Jul-20
Model	PJMA600F-12	Temp.	25 degreeC
Test	EMI Line conduction & Radiated emission	Humid.	40 %RH
		Tested by	A.Mukai



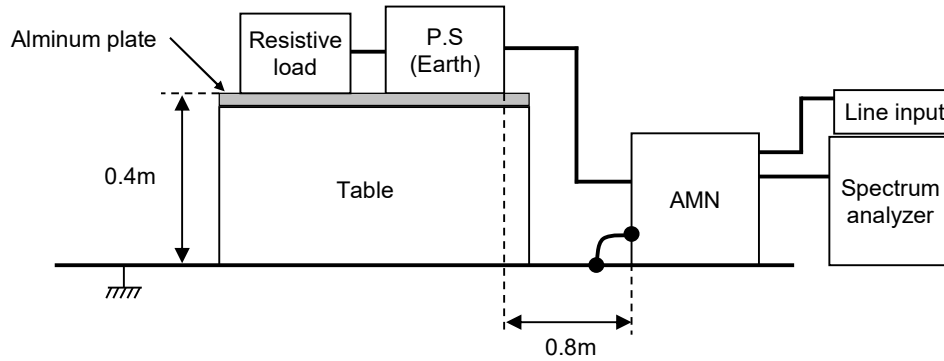
Frequency MHz	Line	Level		Limit		Margin		Pass/Fail	Remark
		dB(μV)		dB(μV)		dB			
		QP	AV	QP	AV	QP	AV		
0.177	N	52.7	48.4	64.6	54.6	11.9	6.2	Pass	
13.844	N	45.6	42.8	60	50	14.4	7.2	Pass	
13.844	L1	47.4	45.1	60	50	12.6	4.9	Pass	



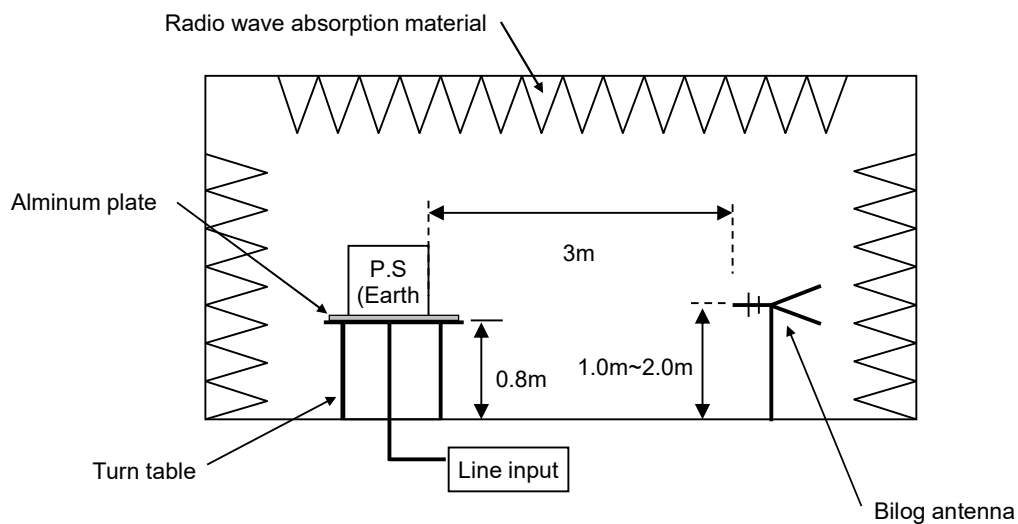
Frequency MHz	Polarization	Stability	Level		Limit	Margin	Pass/Fail	Height cm	Angle deg	Remark
			dB(uV/m)							
			QP	QP		QP				
68.303	V	Stable	35.7	40	40	4.3	Pass	100	123.4	

DATA SHEET		Date	20-Jul-20
Model	Circuit used for measurement	Temp.	25 degreeC
Test	EMI Line conduction & Radiated emission	Humid.	40 %RH
		Tested by	A.Mukai

### 1. Line conduction



### 2. Radiated emission



**Conditions**

Test : EMI  
Model Name : PJMA600F-12

○Photographs of Test Set-Up


**1.LINE CONDUCTION**

Fig.1 LINE CONDUCTION


**2.RADIATED EMISSION**

Fig.2 RADIATED EMISSION