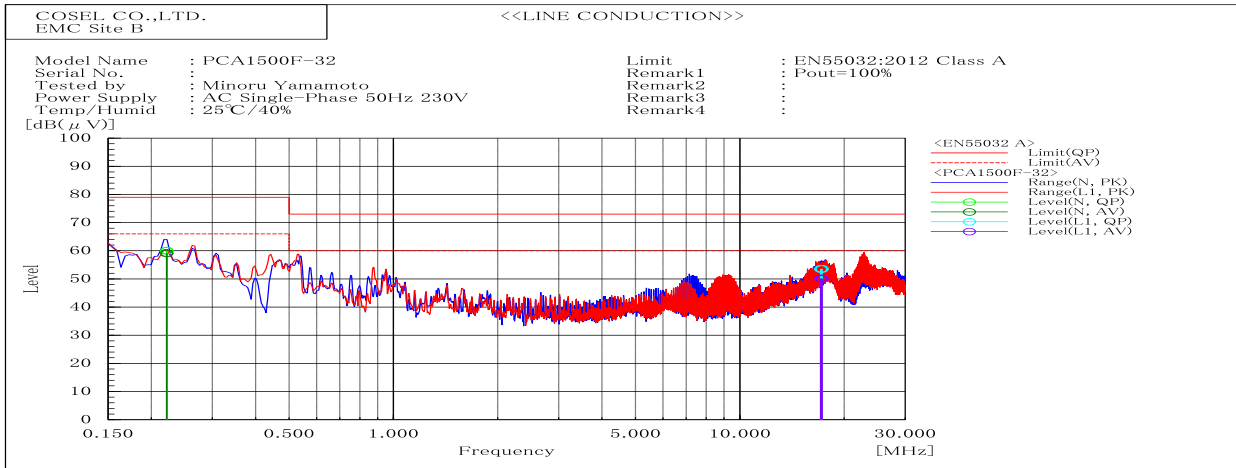
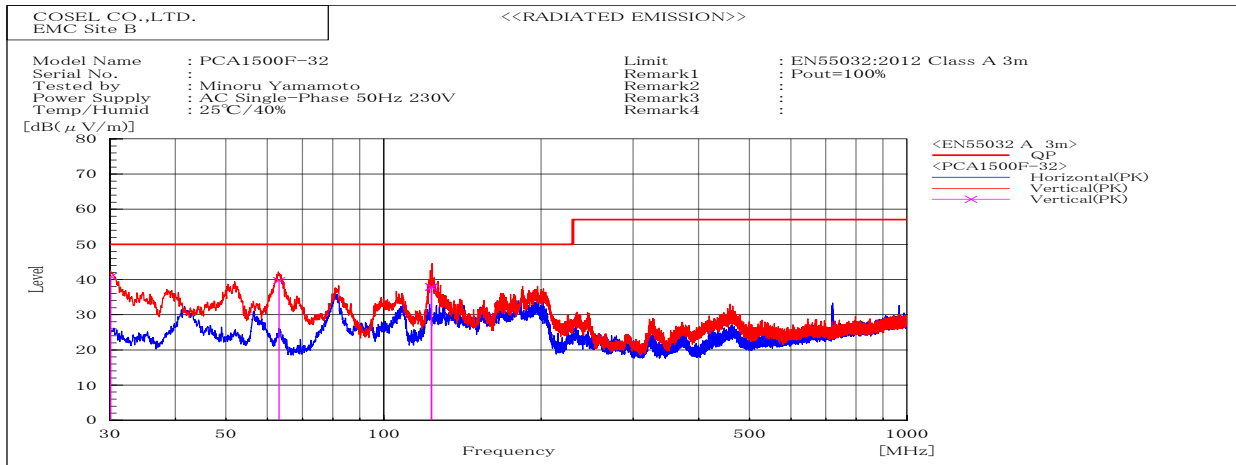


DATA SHEET		Date	09-Feb-21
Model	PCA1500F-32	Temp.	25 degreeC
Test	EMI Line conduction & Radiated emission	Humid.	40 %RH
		Tested by	M.Yamamoto



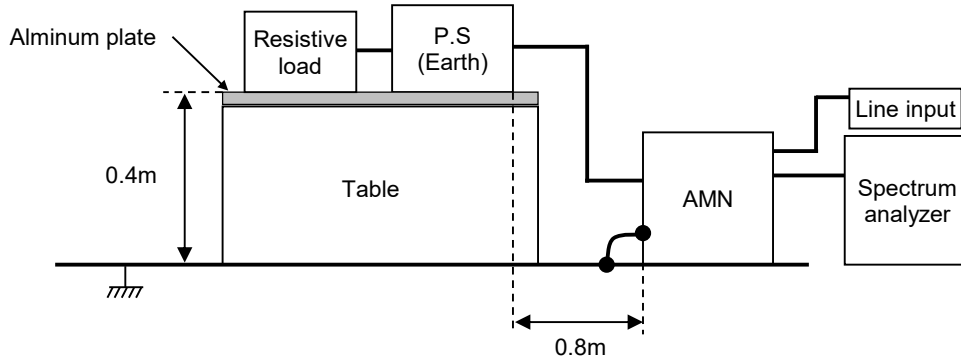
Frequency MHz	Line	Level dB(μV)		Limit dB(μV)		Margin dB		Pass/Fail	Remark
		QP	AV	QP	AV	QP	AV		
17.108	L1	53.5	50.2	73	60	19.5	9.8	Pass	
17.196	L1	53.6	50.2	73	60	19.4	9.8	Pass	
17.285	L1	53.6	50	73	60	19.4	10	Pass	
0.222	N	60.1	59.2	79	66	18.9	6.8	Pass	
0.221	N	60	59	79	66	19	7	Pass	



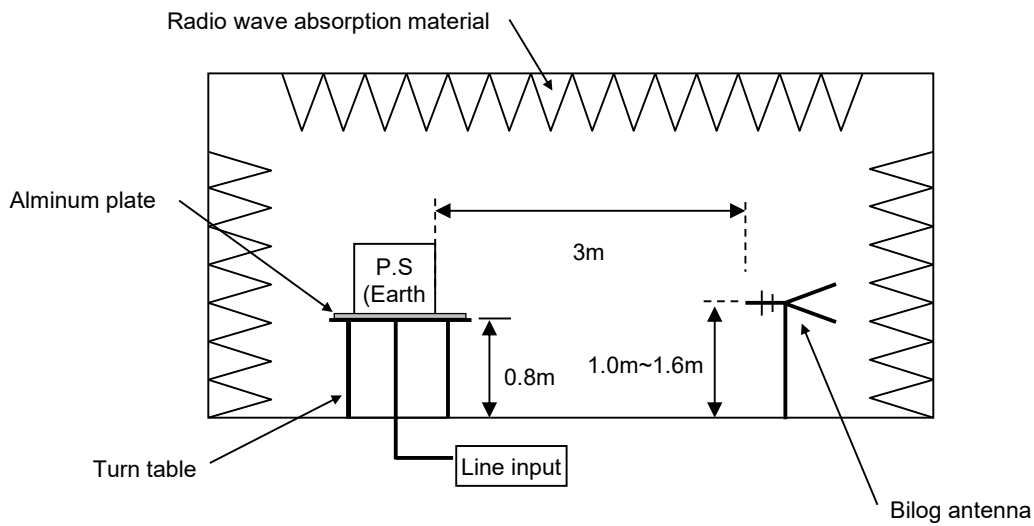
Frequency MHz	Polarization	Stability	Level dB(uV/m)	Limit dB(uV/m)	Margin dB	Pass/Fail	Height cm	Angle deg	Remark
			QP	QP	QP				
30.106	V	Stable	40.9	50	9.1	Pass	100	59.7	
63.086	V	Stable	39.7	50	10.3	Pass	100.2	305.7	
123.512	V	Stable	37.9	50	12.1	Pass	113.5	148.8	
123.334	V	Stable	38	50	12	Pass	111.2	143.6	

DATA SHEET		Date	09-Feb-21
Model	Circuit used for measurement	Temp.	25 degreeC
Test	EMI Line conduction & Radiated emission	Humid.	40 %RH
		Tested by	M.Yamamoto

### 1. Line conduction



### 2. Radiated emission




## Conditions

Test : EMI  
Model Name : PCA1500F-32

## Photographs of test set-up

### 1.LINE CONDUCTION



### 2.RADIATED EMISSION

