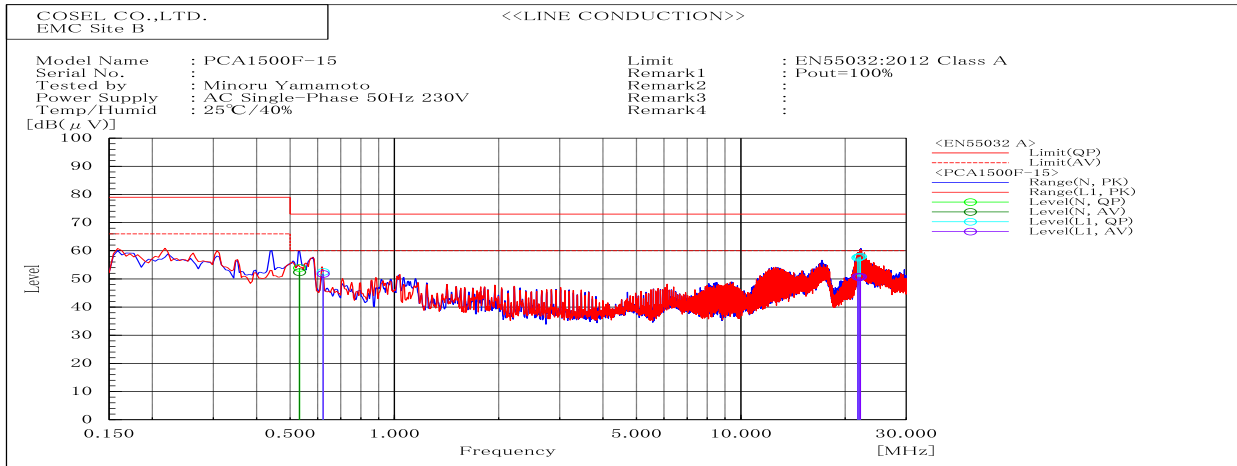
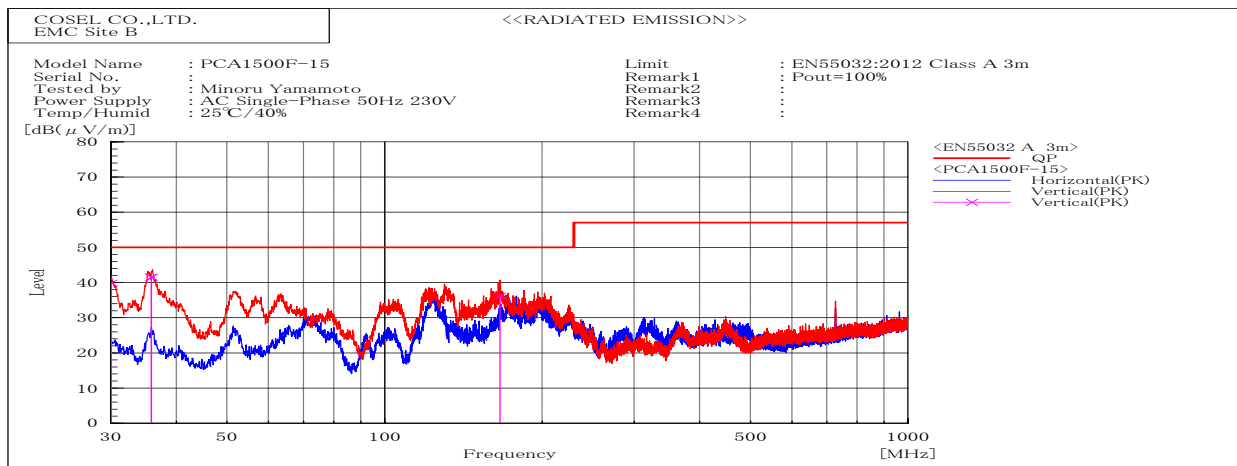


DATA SHEET		Date	09-Feb-21
Model	PCA1500F-15	Temp.	25 degreeC
Test	EMI Line conduction & Radiated emission	Humid.	40 %RH
		Tested by	M.Yamamoto



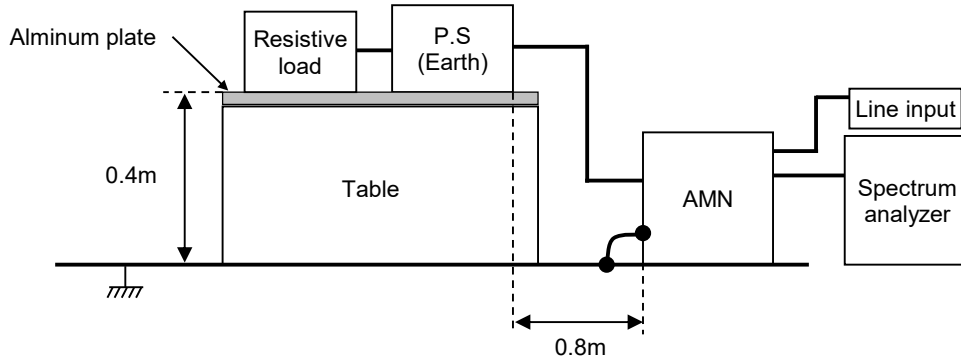
Frequency MHz	Line	Level dB(μV)		Limit dB(μV)		Margin dB		Pass/Fail	Remark
		QP	AV	QP	AV	QP	AV		
0.622	L1	52.5	51.7	73	60	20.5	8.3	Pass	
21.765	L1	57.6	50.8	73	60	15.4	9.2	Pass	
21.947	L1	57.8	50.6	73	60	15.2	9.4	Pass	
22.125	L1	57.9	50.8	73	60	15.1	9.2	Pass	
0.532	N	53.9	52.4	73	60	19.1	7.6	Pass	



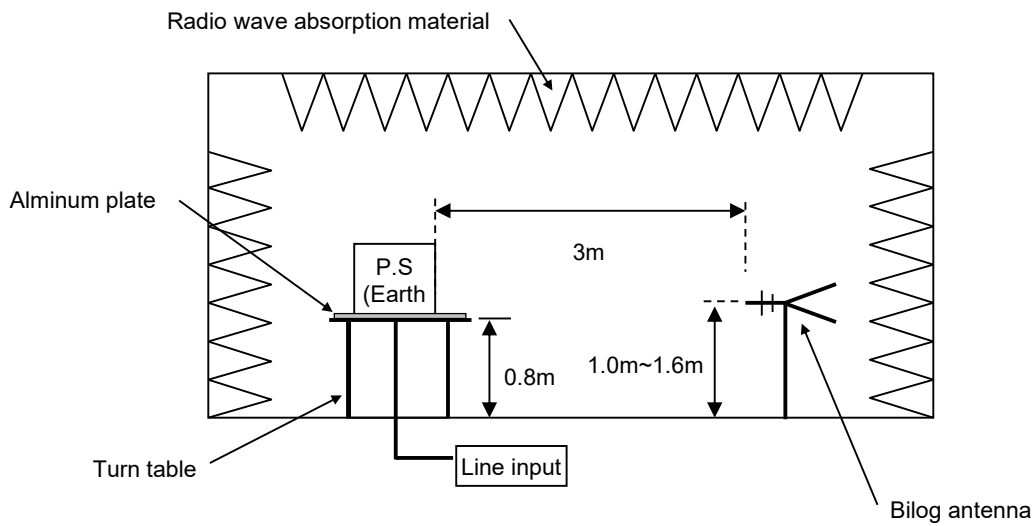
Frequency MHz	Polarization	Stability	Level dB(uV/m)	Limit dB(uV/m)	Margin dB	Pass/Fail	Height cm	Angle deg	Remark
			QP	QP	QP				
30.045	V	Stable	39.9	50	10.1	Pass	100	137.9	
35.842	V	Stable	41.6	50	8.4	Pass	101.5	341.5	
35.842	V	Stable	41.4	50	8.6	Pass	100.2	278.7	
165.978	V	Stable	36.2	50	13.8	Pass	100.2	190	

DATA SHEET		Date	09-Feb-21
Model	Circuit used for measurement	Temp.	25 degreeC
Test	EMI Line conduction & Radiated emission	Humid.	40 %RH
		Tested by	M.Yamamoto

### 1. Line conduction



### 2. Radiated emission



## Conditions

Test : EMI  
Model Name : PCA1500F-15

## Photographs of test set-up

### 1.LINE CONDUCTION



### 2.RADIATED EMISSION

