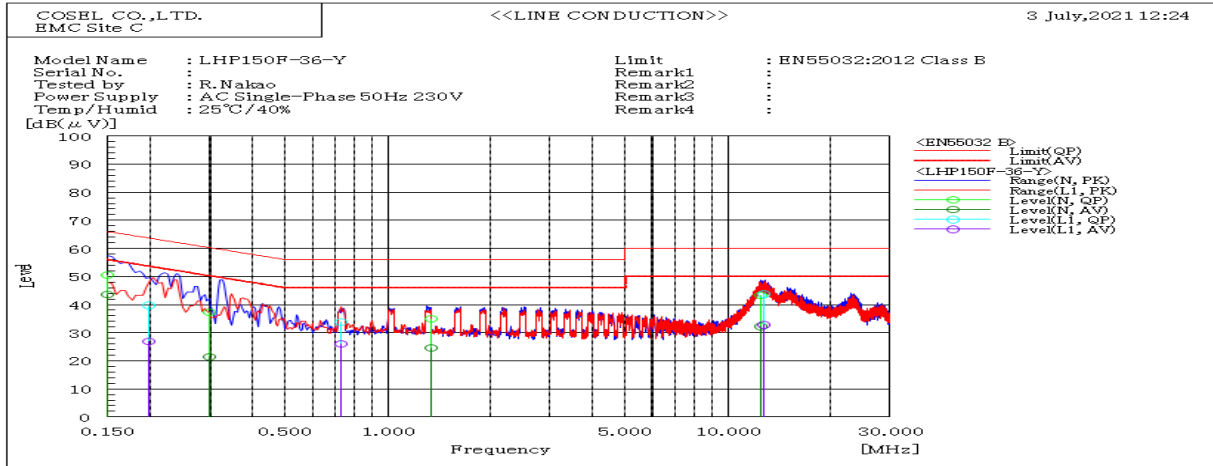
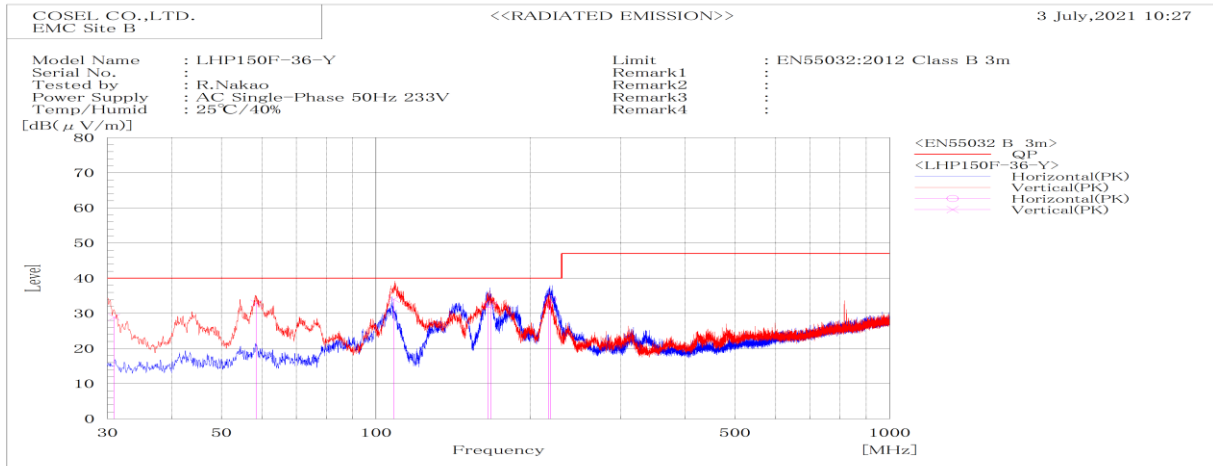


DATA SHEET		Date	05-Jul-21
Model	LHP150F-36-Y	Temp.	25 degreeC
Test	EMI Line conduction & Radiated emission	Humid.	40 %RH
		Tested by	R.Nakao



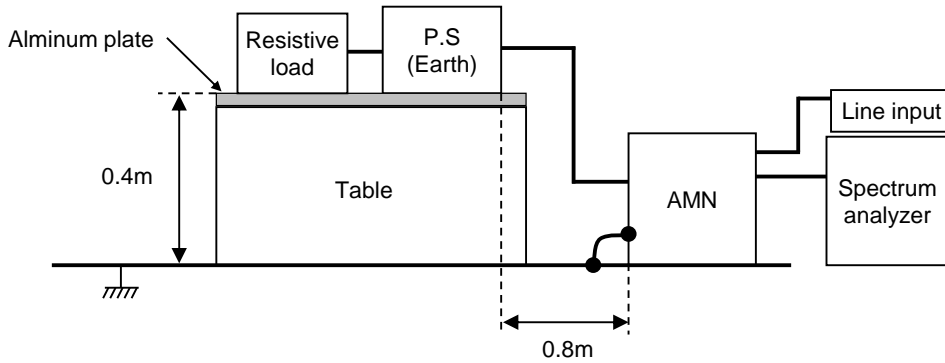
Frequency MHz	Line	Level		Limit		Margin		Pass/Fail	Remark
		dB(μV)		dB(μV)		dB			
		QP	AV	QP	AV	QP	AV		
0.150	N	50.6	43.6	66.0	56.0	15.4	12.4	Pass	
0.297	N	37.2	21.4	60.3	50.3	23.1	28.9	Pass	
1.337	N	35.0	24.7	56.0	46.0	21.0	21.3	Pass	
12.540	N	43.3	32.2	60.0	50.0	16.7	17.8	Pass	
0.199	L1	39.7	26.9	63.7	53.7	24.0	26.8	Pass	
0.726	L1	33.9	26.1	56.0	46.0	22.1	19.9	Pass	
12.720	L1	43.8	32.8	60.0	50.0	16.2	17.2	Pass	



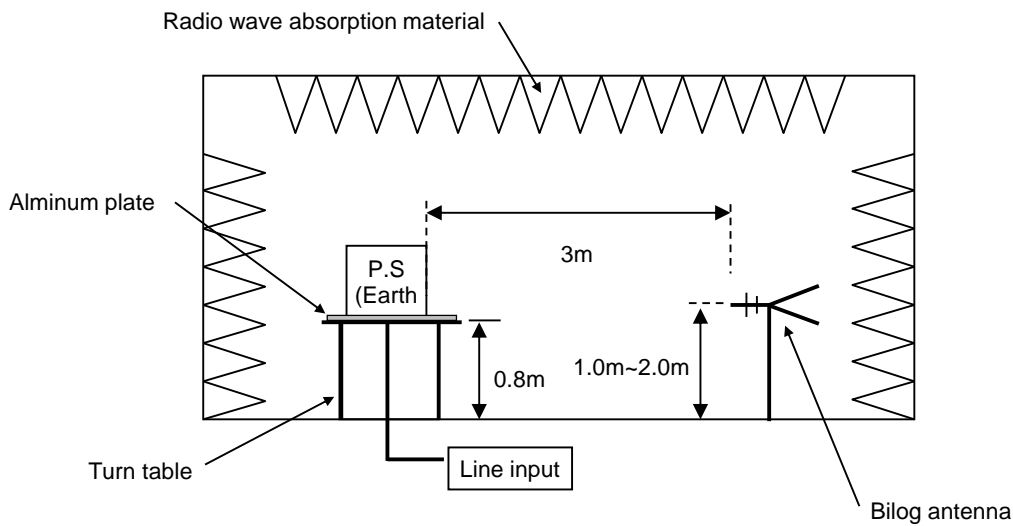
Frequency MHz	Polarization	Stability	Level		Margin dB	Pass/Fail	Height cm	Angle deg	Remark
			dB(μV/m)	Limit dB(μV/m)					
167.388	H	Stable	32.6	40.0	7.4	Pass	198.1	193.9	
218.579	H	Stable	34.0	40.0	6.0	Pass	148.4	191.6	
30.928	V	Stable	28.9	40.0	11.1	Pass	100.2	258.6	
58.544	V	Stable	32.9	40.0	7.1	Pass	100.2	289.2	
108.298	V	Stable	34.0	40.0	6.0	Pass	100.2	17.1	
165.253	V	Stable	32.0	40.0	8.0	Pass	100.2	46.0	
216.723	V	Stable	32.5	40.0	7.5	Pass	100.2	249.6	

DATA SHEET		Date	05-Jul-21
Model	Circuit used for measurement	Temp.	25 degreeC
Test	EMI Line conduction & Radiated emission	Humid.	40 %RH
		Tested by	R.Nakao

**1. Line conduction**



**2. Radiated emission**




## Conditions

Test : EMI  
Model Name : LHP150F-36-Y

## Photographs of test set-up

### 1.LINE CONDUCTION



### 2.RADIATED EMISSION

