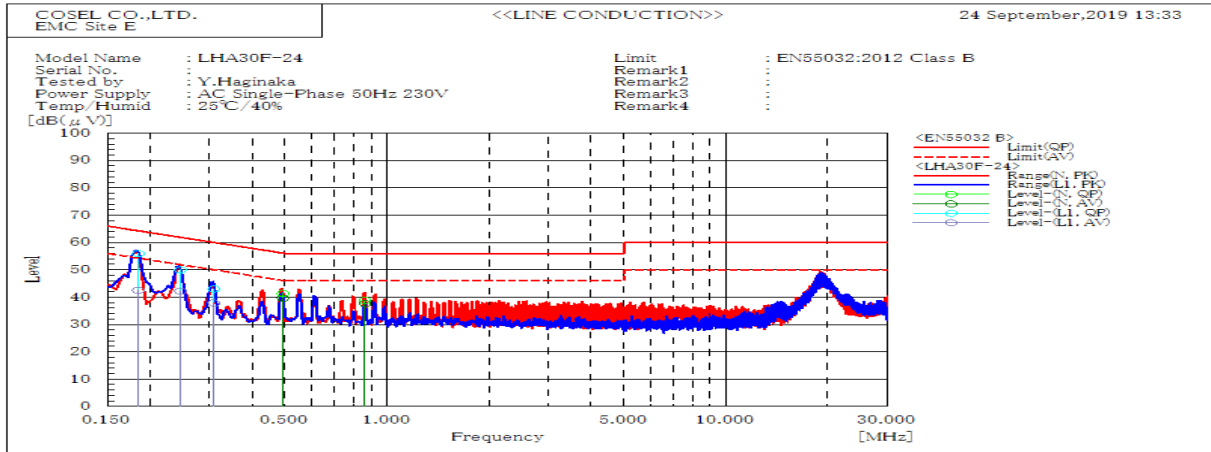
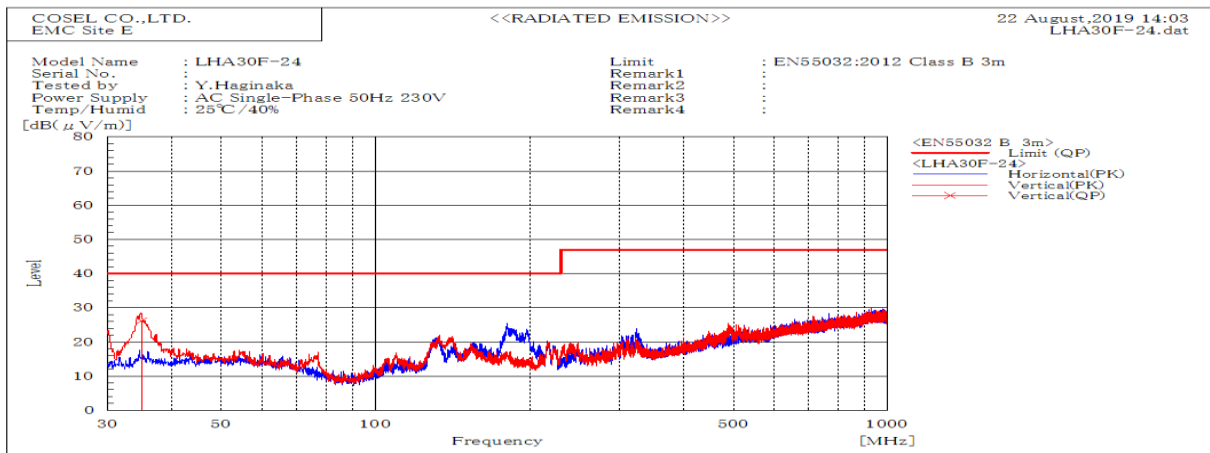


DATA SHEET		Date	10-Oct-19
Model	LHA30F-24	Temp.	25 degreeC
Test	EMI Line conduction & Radiated emission	Humid.	40 %RH
		Tested by	Y.Haginaka



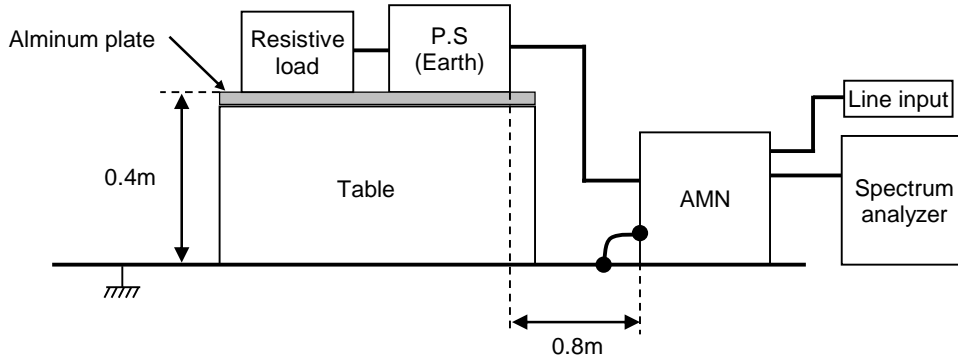
Frequency MHz	Line	Level dB(μV)		Limit dB(μV)		Margin dB		Pass/Fail	Remark
		QP	AV	QP	AV	QP	AV		
0.185	L1	55.9	42.5	64.3	54.3	8.4	11.8	Pass	
0.246	L1	50.1	42.2	61.9	51.9	11.8	9.7	Pass	
0.308	L1	43	37.9	60	50	17	12.1	Pass	
0.493	N	41.4	39.6	56.1	46.1	14.7	6.5	Pass	
0.861	N	38.9	37.7	56	46	17.1	8.3	Pass	



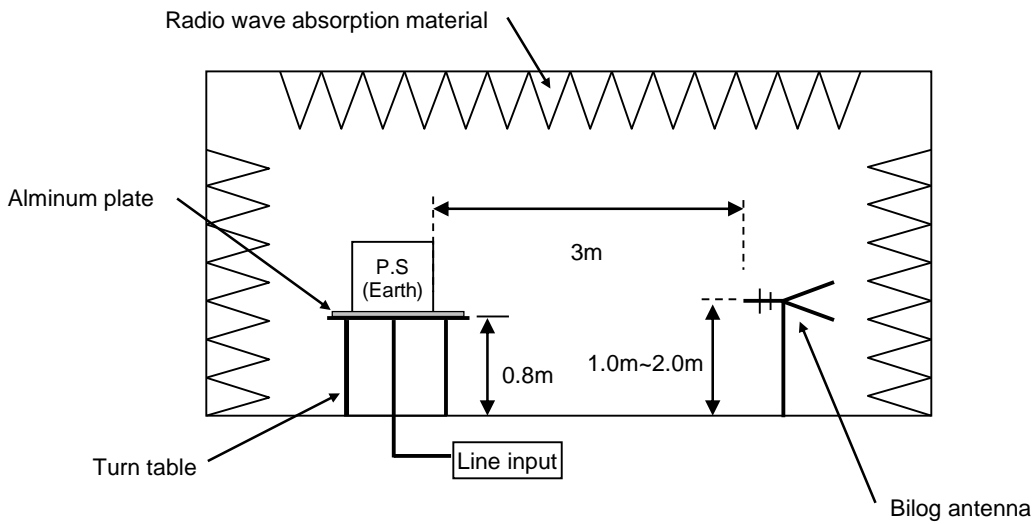
Frequency MHz	Polarization	Stability	Level dB(uV/m)	Limit dB(uV/m)	Margin dB	Pass/Fail	Height cm	Angle deg	Remark
			QP	QP	QP				
34.942	V	Stable	26.1	40	13.9	Pass	100	46.2	

DATA SHEET		Date	10-Oct-19
Model	Circuit used for measurement	Temp.	25 degreeC
Test	EMI Line conduction & Radiated emission	Humid.	40 %RH
		Tested by	Y.Haginaka

1. Line conduction



2. Radiated emission



Conditions

Test : EMI
 Model Name : LHA30F

Photographs of test set-up

1.LINE CONDUCTION



2.RADIATED EMISSION

