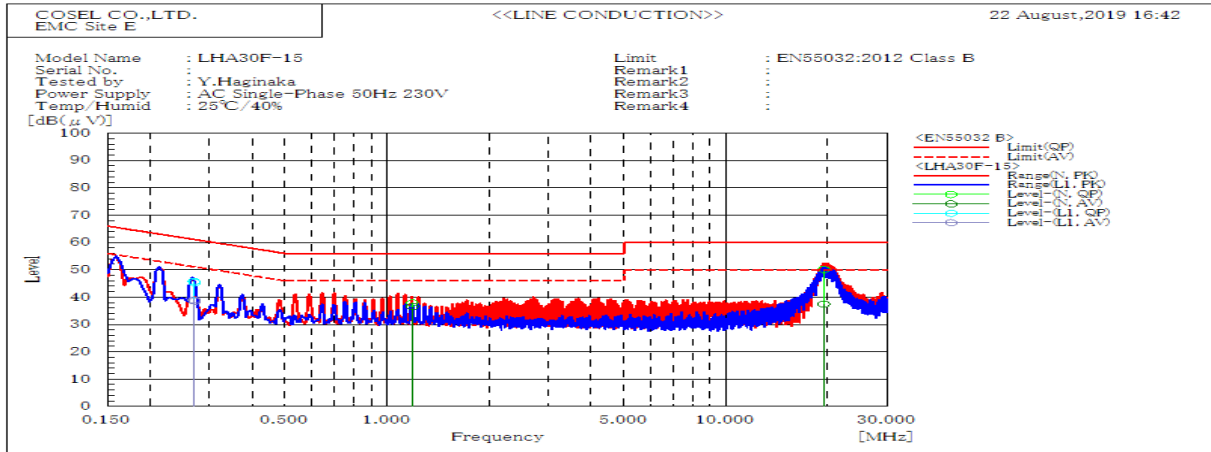
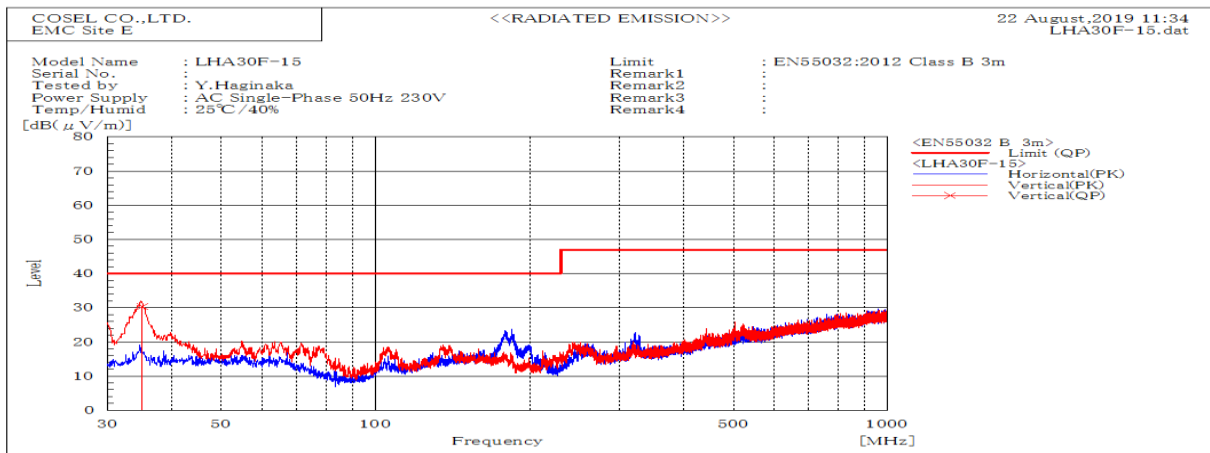


DATA SHEET		Date	10-Oct-19
Model	LHA30F-15	Temp.	25 degreeC
Test	EMI Line conduction & Radiated emission	Humid.	40 %RH
		Tested by	Y.Haginaka



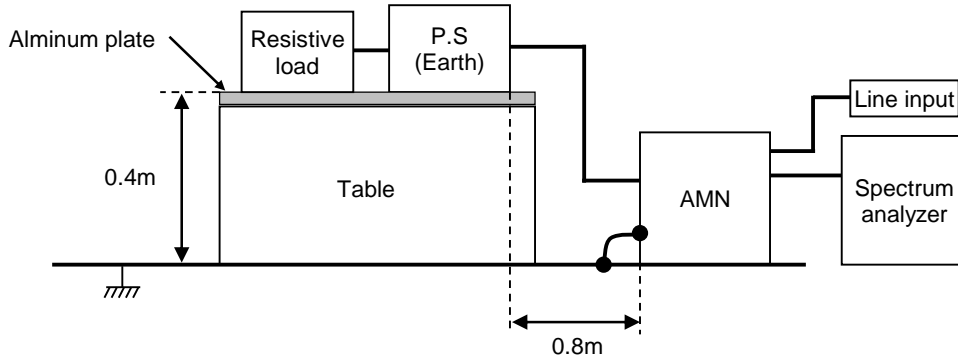
Frequency MHz	Line	Level dB(μV)		Limit dB(μV)		Margin dB		Pass/Fail	Remark
		QP	AV	QP	AV	QP	AV		
1.187	N	37.9	36.6	56	56	18.1	9.4	Pass	
19.452	N	50.2	37.5	60	60	9.8	12.5	Pass	
0.27	L1	45.8	39	61.1	51.1	15.3	12.1	Pass	
0.271	L1	45.4	38.6	61.1	51.1	15.7	12.5	Pass	



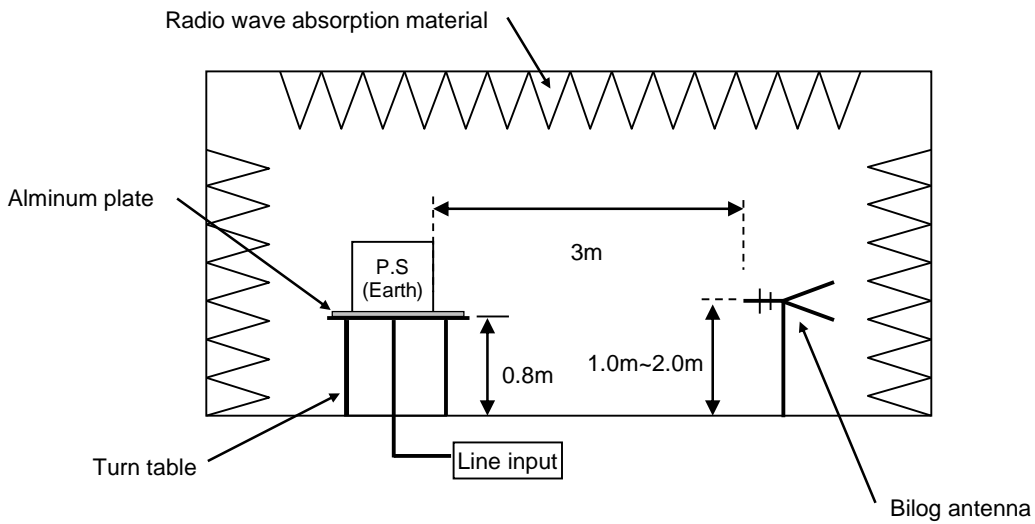
Frequency MHz	Polarization	Stability	Level dB(uV/m)	Limit dB(uV/m)	Margin dB	Pass/Fail	Height cm	Angle deg	Remark
			QP	QP	QP				
35.061	V	Stable	30.4	40	9.6	Pass	100	332.1	

DATA SHEET		Date	10-Oct-19
Model	Circuit used for measurement	Temp.	25 degreeC
Test	EMI Line conduction & Radiated emission	Humid.	40 %RH
		Tested by	Y.Haginaka

1. Line conduction



2. Radiated emission



Conditions

Test : EMI
 Model Name : LHA30F

Photographs of test set-up

1.LINE CONDUCTION



2.RADIATED EMISSION

