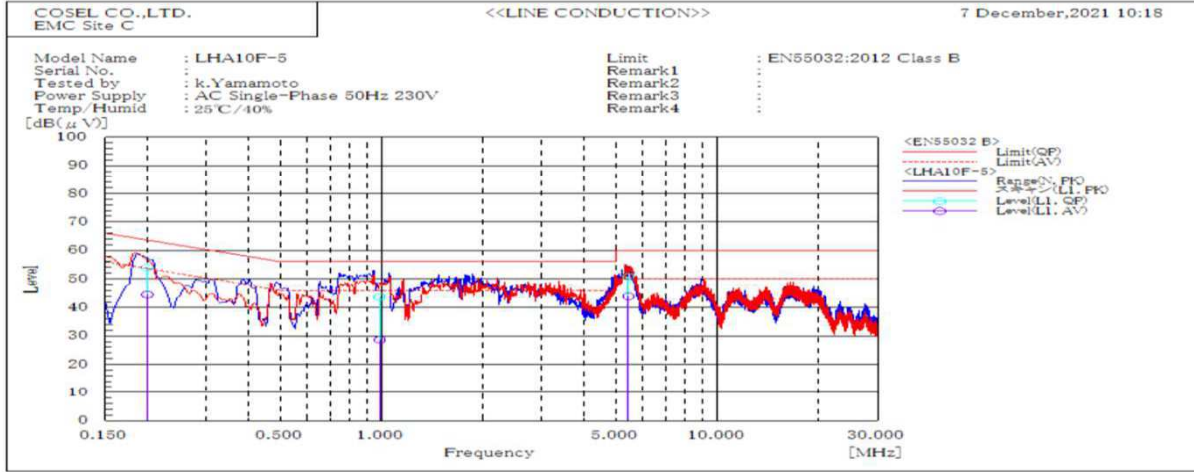
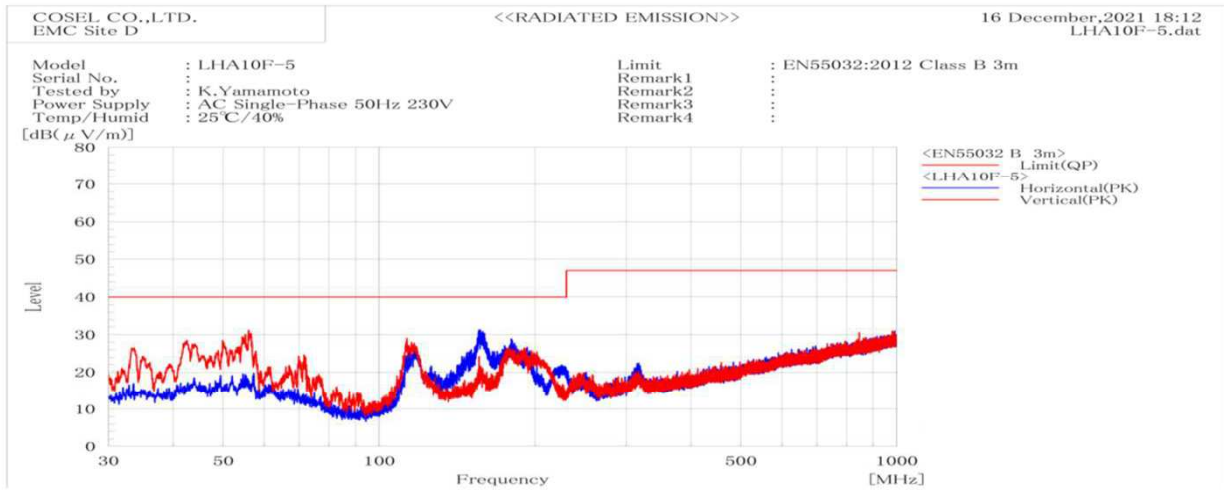




DATA SHEET		Date	08-Feb-22
Model	LHA10F-5	Temp.	25 degreeC
Test	EMI Line conduction & Radiated emission	Humid.	40 %RH
		Tested by	K.Yamamoto



Frequency MHz	Line	Level dB(µV)		Limit dB(µV)		Margin dB		Pass/Fail	Remark
		QP	AV	QP	AV	QP	AV		
5.431	L1	50.7	43.9	60	50	9.3	6.1	Pass	
0.2	L1	54	44.5	63.6	53.6	9.6	9.1	Pass	
0.984	L1	43.8	28.6	56	46	12.2	17.4	Pass	

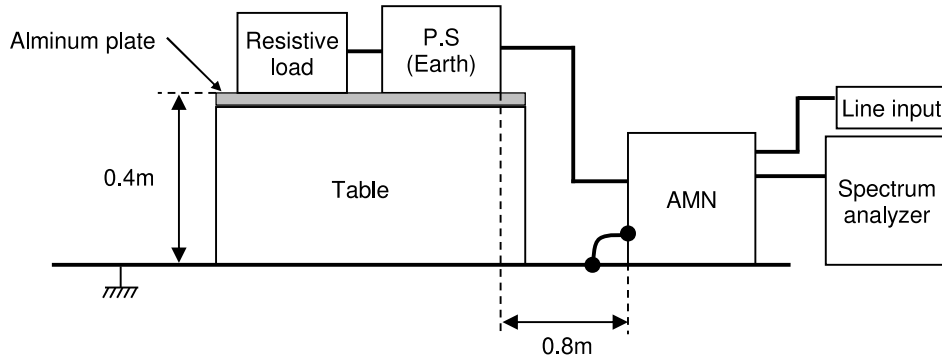


Frequency MHz	Polarization	Stability	Level dB(µV/m)		Margin dB	Pass/Fail	Height cm	Angle deg	Remark
			QP	QP					
55.961	V	Stable	31.2	40	8.8	Pass	100	354.9	

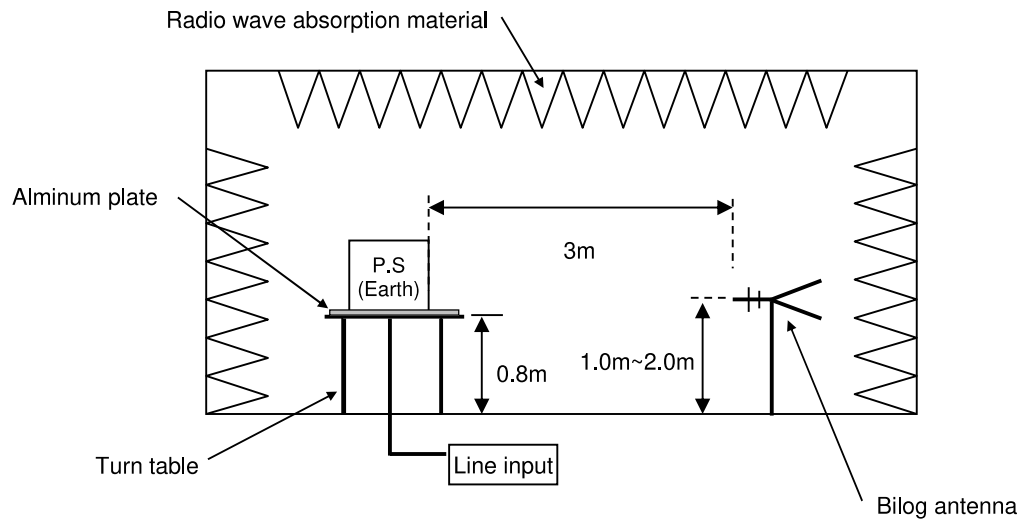
DATA SHEET

		Date	08-Feb-22
Model	Circuit used for measurement	Temp.	25 degreeC
Test	EMI Line conduction & Radiated emission	Humid.	40 %RH
		Tested by	K.Yamamoto

1. Line conduction



2. Radiated emission






Conditions

Test : EMI
 Model Name : LHA10F

Photographs of test set-up

1.LINE CONDUCTION



2.RADIATED EMISSION

