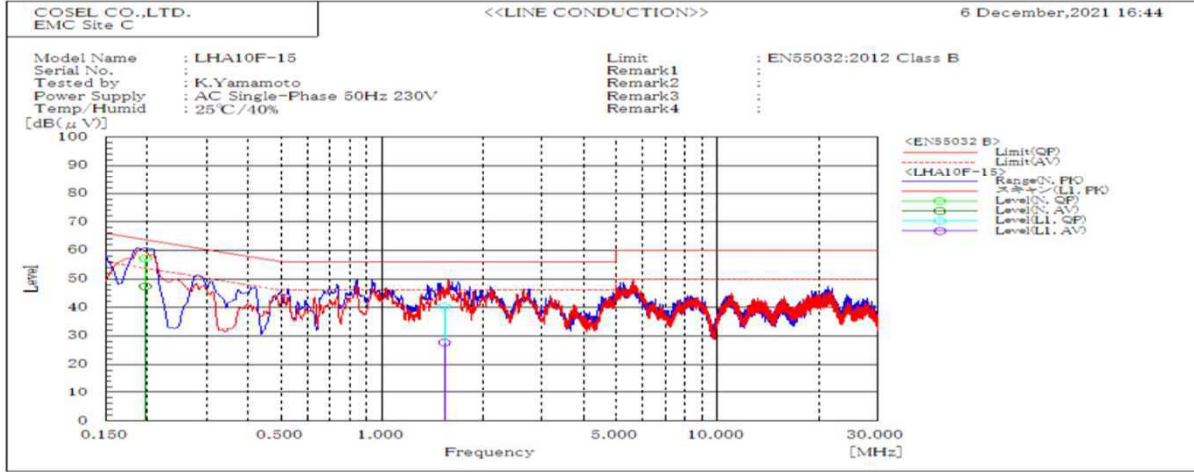
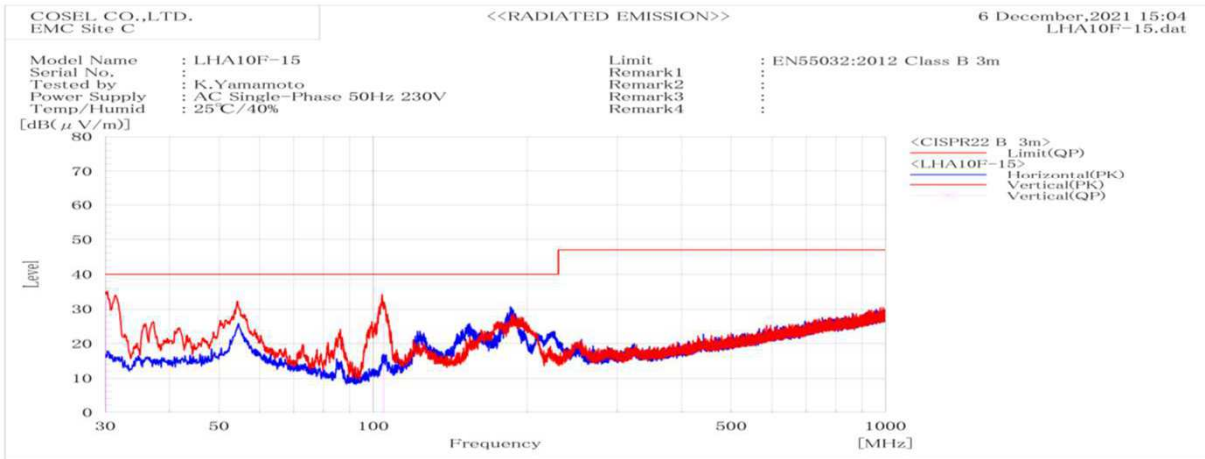


DATA SHEET		Date	08-Feb-22
Model	LHA10F-15	Temp.	25 degreeC
Test	EMI Line conduction & Radiated emission	Humid.	40 %RH
		Tested by	K.Yamamoto



Frequency MHz	Line	Level dB(μV)		Limit dB(μV)		Margin dB		Pass/Fail	Remark
		QP	AV	QP	AV	QP	AV		
		0.197	N	57.2	47.4	63.7	53.7		
1.535	L1	40.4	27.7	56	46	15.6	18.3	Pass	

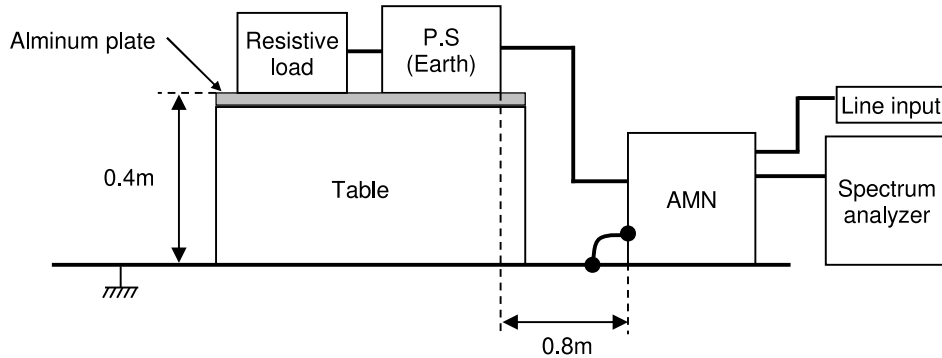


Frequency MHz	Polarization	Stability	Level dB(μV/m)		Limit dB(μV/m)	Margin dB	Pass/Fail	Height cm	Angle deg	Remark
			QP	QP						
104.919	V	Stable	25.7	40	40	14.3	Pass	111	0	
30.014	V	Stable	32.3	40	40	7.7	Pass	100.2	114.1	

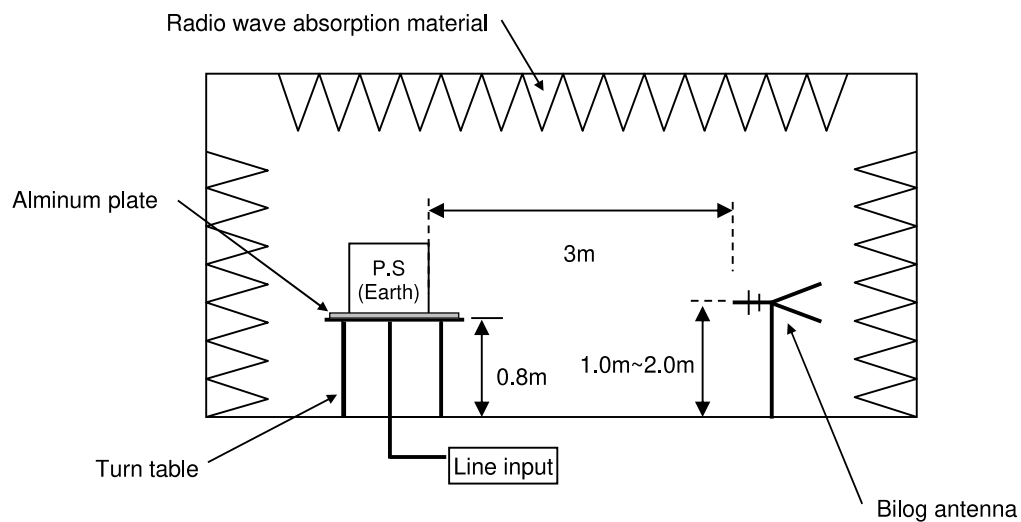
DATA SHEET

		Date	08-Feb-22
Model	Circuit used for measurement	Temp.	25 degreeC
Test	EMI Line conduction & Radiated emission	Humid.	40 %RH
		Tested by	K.Yamamoto

1. Line conduction



2. Radiated emission






Conditions

Test : EMI
 Model Name : LHA10F

Photographs of test set-up

1.LINE CONDUCTION



2.RADIATED EMISSION

