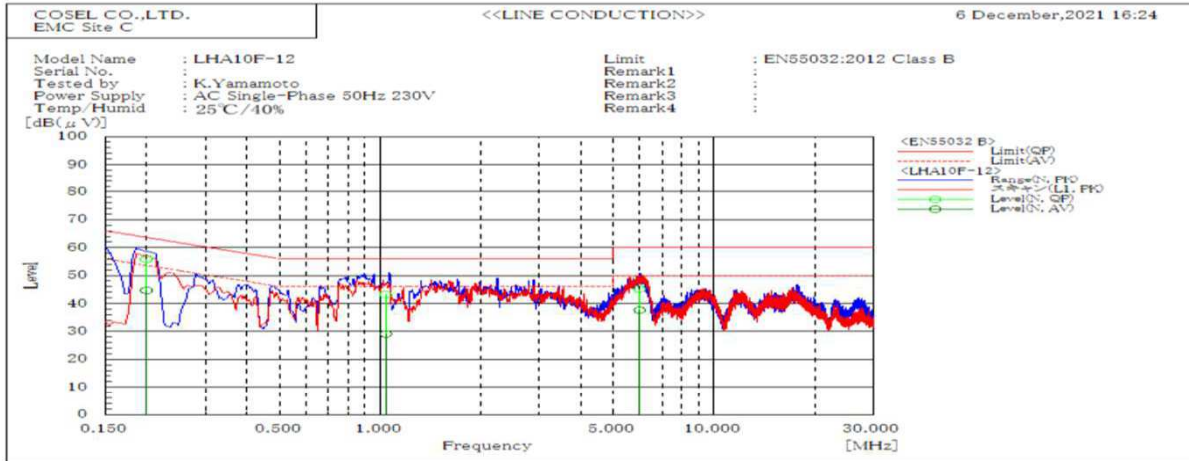
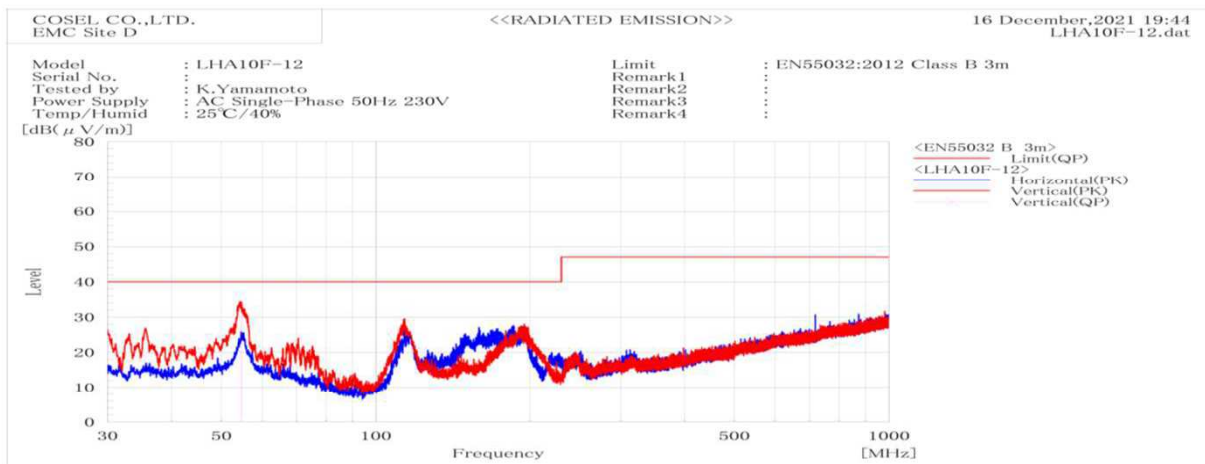


DATA SHEET		Date	08-Feb-22
Model	LHA10F-12	Temp.	25 degreeC
Test	EMI Line conduction & Radiated emission	Humid.	40 %RH
		Tested by	K.Yamamoto



Frequency MHz	Line	Level dB(μV)		Limit dB(μV)		Margin dB		Pass/Fail	Remark
		QP	AV	QP	AV	QP	AV		
0.199	N	55.8	44.7	63.6	53.6	7.8	8.9	Pass	
1.04	N	43.2	29.1	56	46	12.8	16.9	Pass	
5.985	N	45.2	37.6	60	50	14.8	12.4	Pass	

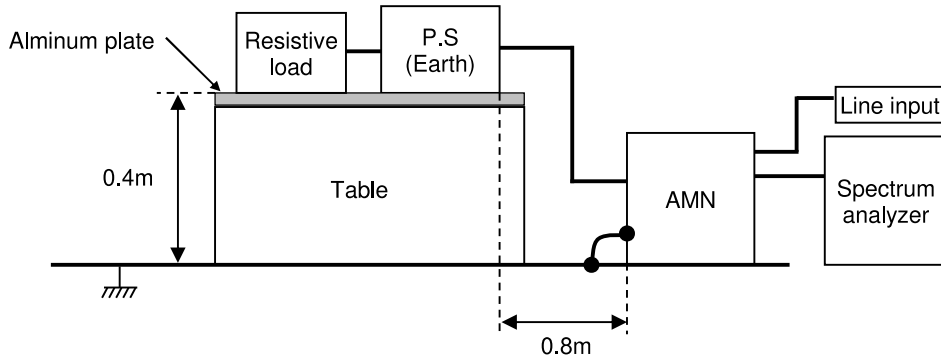


Frequency MHz	Polarization	Stability	Level dB(μV/m)		Limit dB(μV/m)		Margin dB		Pass/Fail	Height cm	Angle deg	Remark
			QP	QP	QP	QP						
54.682	V	Stable	32.8	40	40	7.2	Pass	100	199.7			

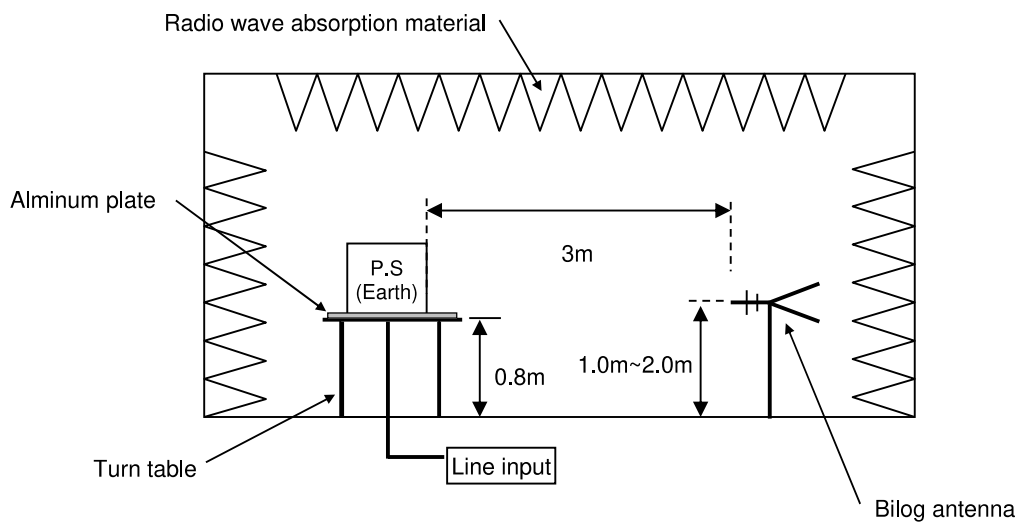
DATA SHEET

		Date	08-Feb-22
Model	Circuit used for measurement	Temp.	25 degreeC
Test	EMI	Humid.	40 %RH
	Line conduction & Radiated emission	Tested by	K.Yamamoto

1. Line conduction



2. Radiated emission






Conditions

Test : EMI
 Model Name : LHA10F

Photographs of test set-up

1.LINE CONDUCTION



2.RADIATED EMISSION

