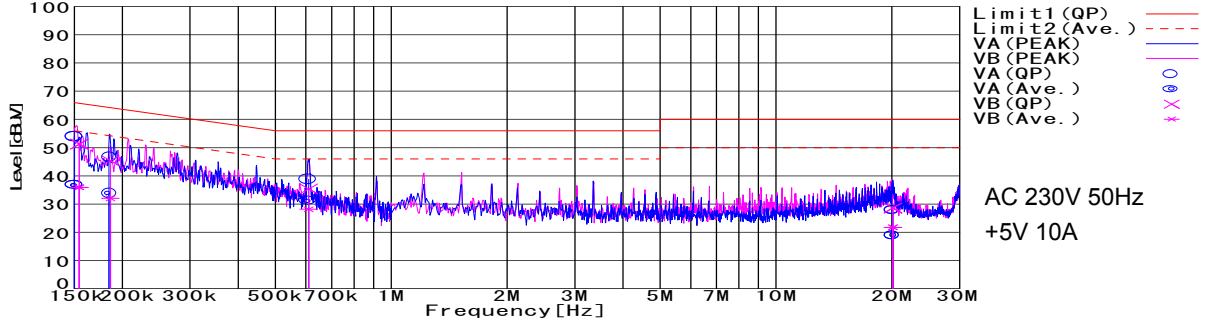


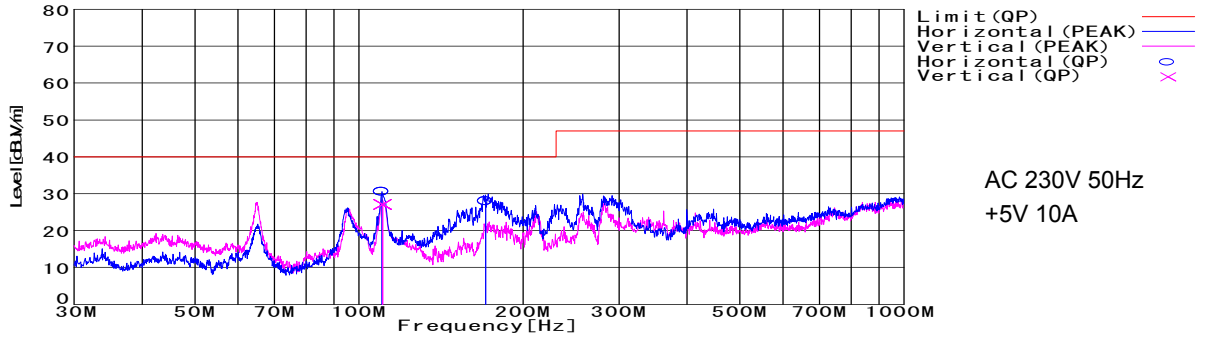
<b>DATA SHEET</b>		Date	04-Aug-09
Model	LFA50F-5	Temp.	25 degreeC
Test	EMI Line conduction & Radiated emission	Humid.	45 %RH
		Tested by	S.IMAMURA

**LINE CONDUCTION**  
 Model Name : LFA50F-5  
 Model No. :  
 Serial No. :  
 Points : 4  
 Detector : PEAK/QP/Ave.  
 Line Mode : VA/VB  
 Power Supply : AC 230V 50Hz  
 Limit1: [EN 55022] Class B (QP)  
 Limit2: [EN 55022] Class B (Ave.)  
 Temp. : 25 degreeC  
 Humi. : 45%  
 Date : 2009/6/11 14:29  
 Test Equip. : R3132. ESPC  
 Load Line : 150mm  
 Comment :



Frequency [MHz]	Meter Reading (Ave.) [dBuV]	Meter Reading (QP) [dBuV]	Factor [dB]	Level(Ave.) [dBuV]	Level(QP) [dBuV]	Line	Limit(Ave.) [dBuV]	Limit(QP) [dBuV]	Margin(Ave.) [dB]	Margin(QP) [dB]
0.1502	26.9	43.9	9.8	36.7	53.7	VA	56	66	19.3	12.3
0.1848	23.9	36.8	9.8	33.7	46.6	VA	54.3	64.3	20.6	17.7
0.6099	21.2	28.8	9.9	31.1	38.7	VB	46	56	14.9	17.3
20.1287	8.5	17.4	10.3	18.8	27.7	VB	50	60	31.2	32.3

**RADIATED EMISSION**  
 Model Name : LFA50F-5  
 Model No. :  
 Serial No. :  
 Points : 2  
 Detector : PEAK/QP  
 Polarization : Hori. & Vert.  
 Power Supply : AC 230V 50Hz  
 Limit: [EN 55022] Class B<3m>  
 Temp. : 25 degreeC  
 Humi. : 45%  
 Date : 2009/6/15 22:18  
 Test Equip. : R3132. ESPC  
 Load Line : 150mm  
 Comment :

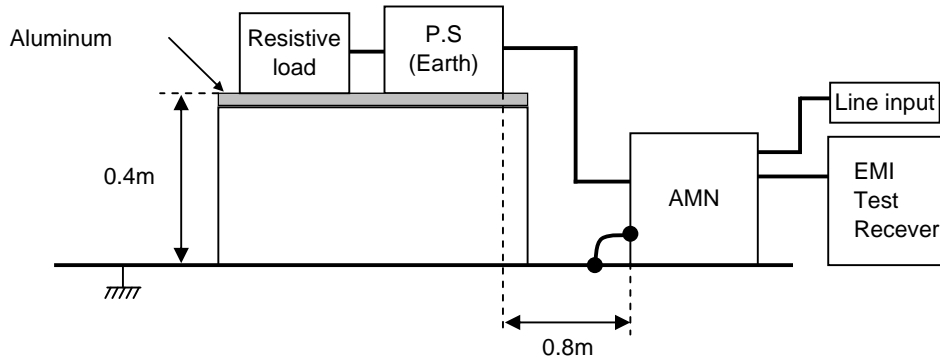


Frequency [MHz]	Meter Reading (QP) [dBuV]	Ant. Type	Antenna Factor [dB/m]	Cable & Preamp [dB]	Level(QP) [dBuV/m]	Angle [°]	Height [cm]	Polar.	Limit [dBuV/m]	Margin [dB]
170.945	42.9	BL	8.6	-23.7	27.8	232	135	Hori.	40	12.2
110.201	43.9	BL	10.5	-23.9	30.5	336	147	Vert.	40	9.5

**DATA SHEET**

Model	Circuit used for measurement
Test	EMI Line conduction & Radiated emission

**1. Line conduction**



**2. Radiated emission**

