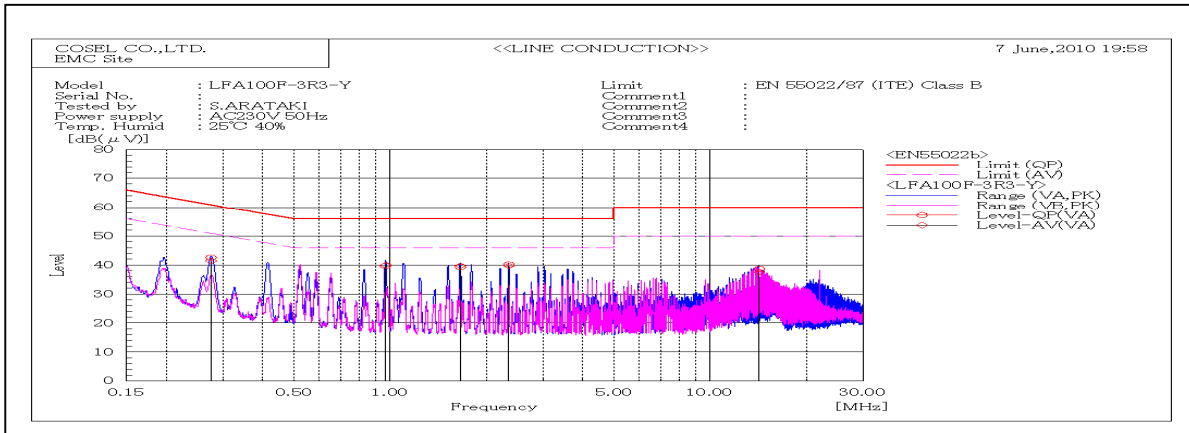
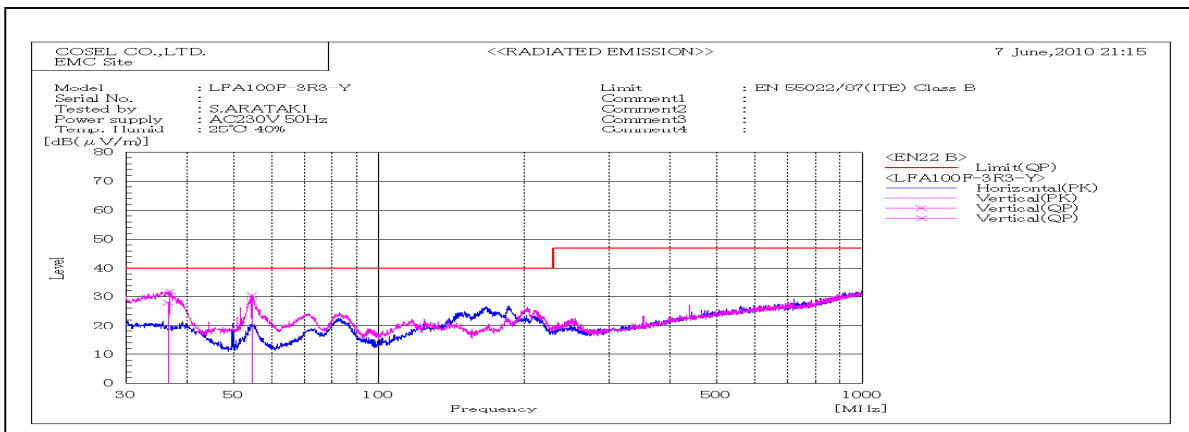


| DATA SHEET | | Date | 25-Nov-10 |
|------------|--|-----------|------------|
| Model | LFA100F-3R3-Y | Temp. | 25 degreeC |
| Test | EMI Line conduction & Radiated emission | Humid. | 40 %RH |
| | | Tested by | S.Arataki |



| Frequency MHz | Line Phase | Reading dB(uV) | | Factor dB | Level dB(uV) | | Limit dB(uV) | | Margin dB | | Pass/Fail | Remark |
|---------------|------------|----------------|------|-----------|--------------|------|--------------|------|-----------|------|-----------|--------|
| | | QP | AV | | QP | AV | QP | AV | QP | AV | | |
| 0.27595 | VA | 32.6 | 31.4 | 10 | 42.6 | 41.4 | 60.9 | 50.9 | 18.3 | 9.5 | Pass | |
| 0.96772 | VA | 29.6 | 29.9 | 10.1 | 39.7 | 40 | 56 | 46 | 16.3 | 6 | Pass | |
| 1.65808 | VA | 29.2 | 29.6 | 10.1 | 39.3 | 39.7 | 56 | 46 | 16.7 | 6.3 | Pass | |
| 2.35126 | VA | 30.1 | 29.5 | 10.1 | 40.2 | 39.6 | 56 | 46 | 15.8 | 6.4 | Pass | |
| 14.2414 | VA | 28.1 | 27 | 10.6 | 38.7 | 37.6 | 60 | 50 | 21.3 | 12.4 | Pass | |

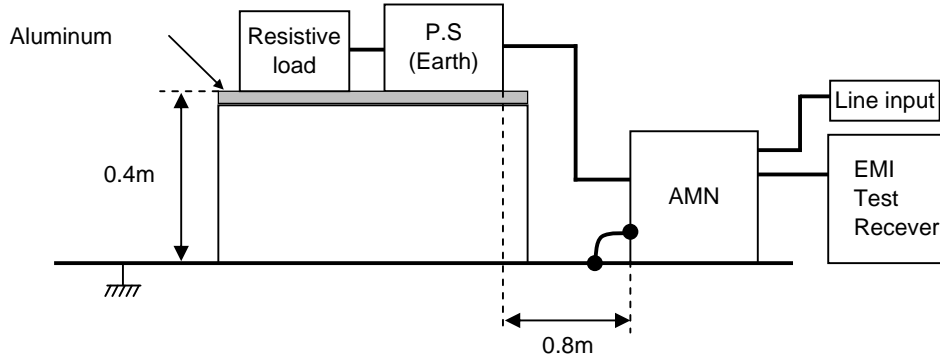


| Frequency MHz | Polarization | Reading dB(uV) | Space Loss dB | Level dB(mW) | Limit dB(mW) | Margin dB | Pass/Fail | Height cm | Angle deg | Remark |
|---------------|--------------|----------------|---------------|--------------|--------------|-----------|-----------|-----------|-----------|--------|
| | | QP | | QP | QP | QP | | | | |
| 36.656 | V | 40.8 | -12.9 | 27.9 | 40 | 12.1 | Pass | 106 | 249 | |
| 54.63 | V | 49.7 | -21.6 | 28.1 | 40 | 11.9 | Pass | 119 | 91 | |

DATA SHEET

| | |
|-------|--|
| Model | Circuit used for measurement |
| Test | EMI Line conduction & Radiated emission |

1. Line conduction



2. Radiated emission

