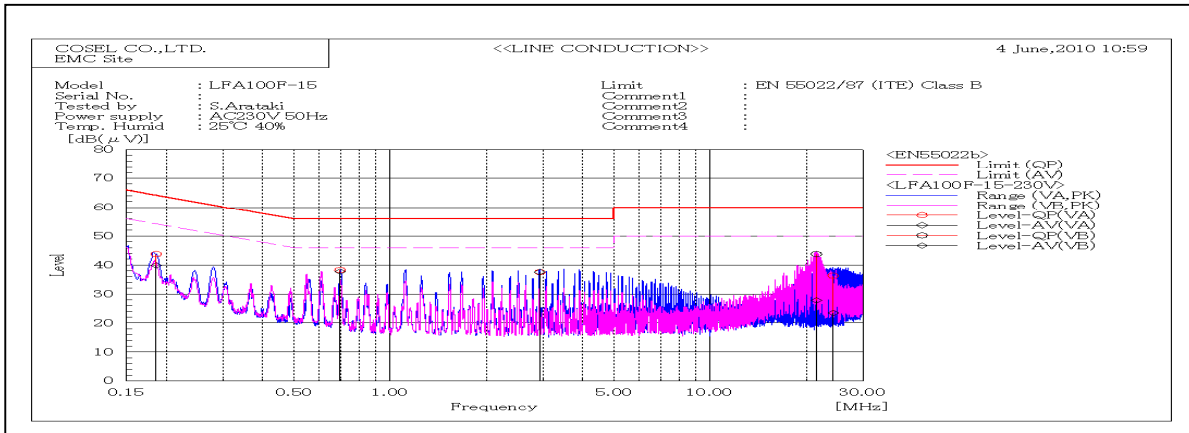
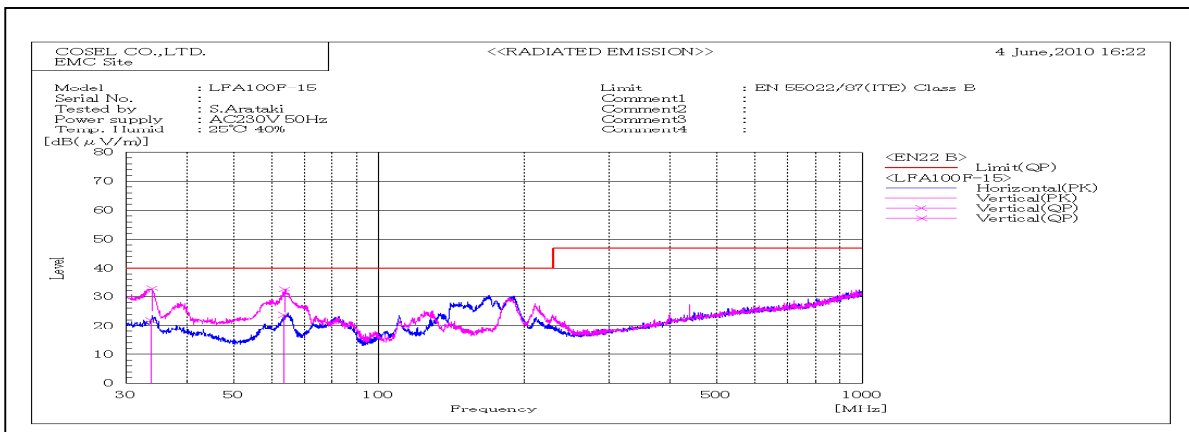


DATA SHEET		Date	25-Nov-10
Model	LFA100F-15	Temp.	25 degreeC
Test	EMI Line conduction & Radiated emission	Humid.	40 %RH
		Tested by	S.Arataki



Frequency MHz	Line Phase	Reading dB(uV)		Factor dB	Level dB(uV)		Limit dB(uV)		Margin dB		Pass/Fail	Remark
		QP	AV		QP	AV	QP	AV	QP	AV		
0.18575	VA	33.8	29.8	10	43.8	39.8	64.2	54.2	20.4	14.4	Pass	
0.69728	VA	28.2	27.6	10.1	38.3	37.7	56	46	17.7	8.3	Pass	
2.93572	VA	27.5	27.5	10.1	37.6	37.6	56	46	18.4	8.4	Pass	
21.4858	VB	33.1	17.1	10.7	43.8	27.8	60	50	16.2	22.2	Pass	
24.2067	VA	25.5	12.7	10.8	36.3	23.5	60	50	23.7	26.5	Pass	

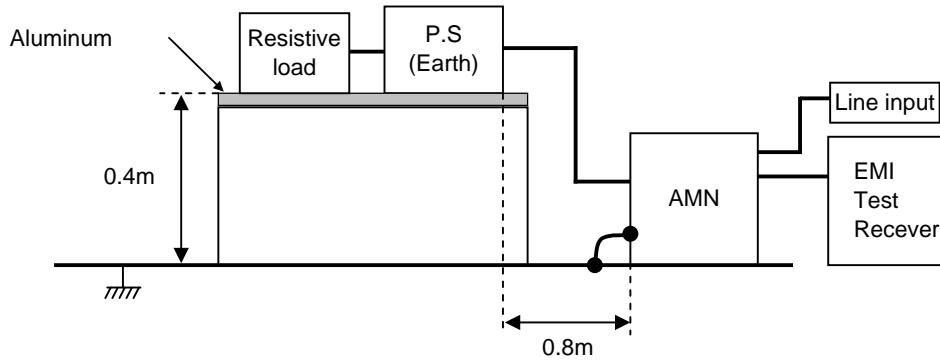


Frequency MHz	Polarization	Reading dB(uV)	Space Loss dB	Level dB(mW)		Margin dB	Pass/Fail	Height cm	Angle deg	Remark
		QP		QP	QP					
33.709	V	33.4	-11.5	21.9	40	18.1	Pass	105	95	
63.499	V	45.9	-22.2	23.7	40	16.3	Pass	119	80	

DATA SHEET

Model	Circuit used for measurement
Test	EMI Line conduction & Radiated emission

1. Line conduction



2. Radiated emission

