

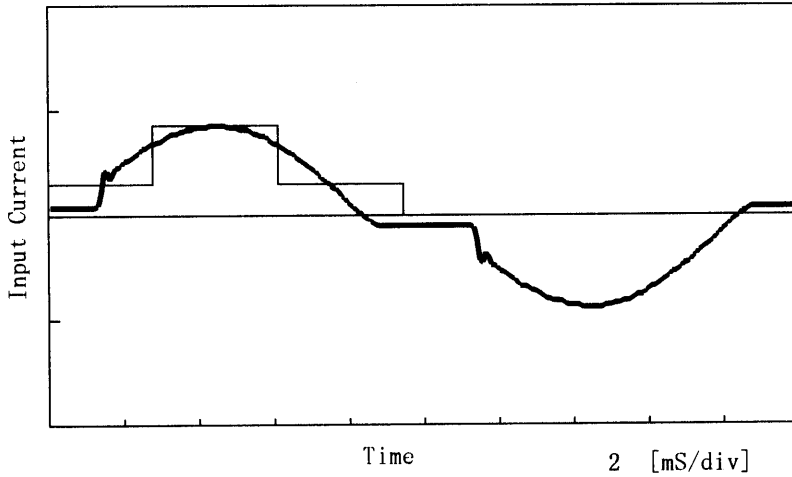


Model	LEA50F-24	Temperature	25°C
Item	Harmonic Current 高調波電流	Testing Circuitry	Figure E
Object			

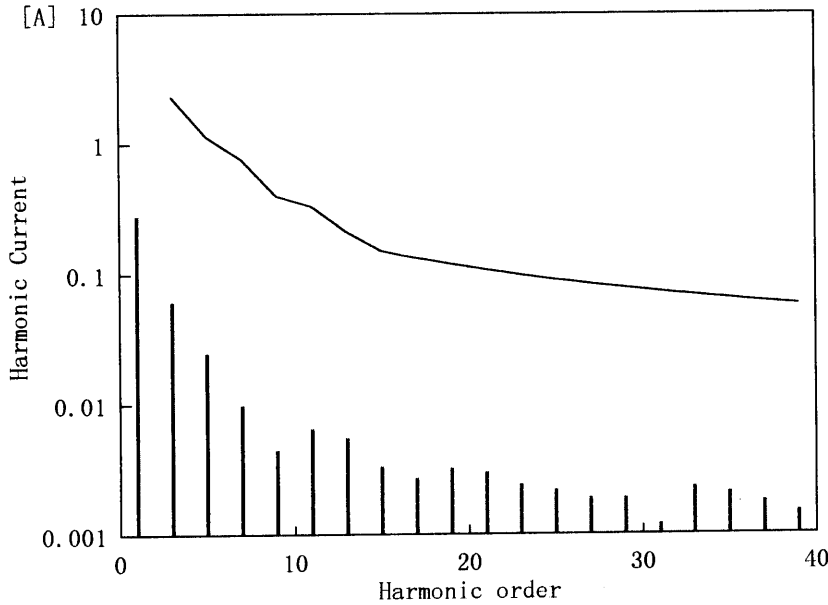
1. Input Current Waveform

— Input Current
 — Envelope of the input current to classify equipment as Class D
 クラスDの機器を決定するための入力電流包絡線

0.5 A/div



2. Harmonic Current



— Harmonic Current
 高調波電流
 — Limits for Class A equipment
 クラスAの機器に対する限度値

Conditions	Values
Input Voltage [V]	230.5
Input Current [A]	0.287
Active Power [W]	61.1
Apparent Power [VA]	66.2
Frequency [Hz]	50
Power Factor	0.923
Output Power [W]	50.4

Harmonics order 高調波次数	Limits 限度値 [A]	Values 測定値 [A]
1	—	0.27860
2	—	0.00030
3	2.29501	0.06180
4	—	0.00010
5	1.13753	0.02480
6	—	0.00000
7	0.76833	0.00980
8	—	0.00000
9	0.39913	0.00440
10	—	0.00010
11	0.32928	0.00650
12	—	0.00010
13	0.20954	0.00550
14	—	0.00010
15	0.14967	0.00330
16	—	0.00010
17	0.13207	0.00270
18	—	0.00010
19	0.11816	0.00320
20	—	0.00010
21	0.10691	0.00300
22	—	0.00000
23	0.09761	0.00240
24	—	0.00010
25	0.08980	0.00220
26	—	0.00010
27	0.08315	0.00190
28	—	0.00010
29	0.07742	0.00190
30	—	0.00010
31	0.07242	0.00120
32	—	0.00000
33	0.06803	0.00230
34	—	0.00000
35	0.06415	0.00210
36	—	0.00010
37	0.06068	0.00180
38	—	0.00000
39	0.05757	0.00150
40	—	0.00010

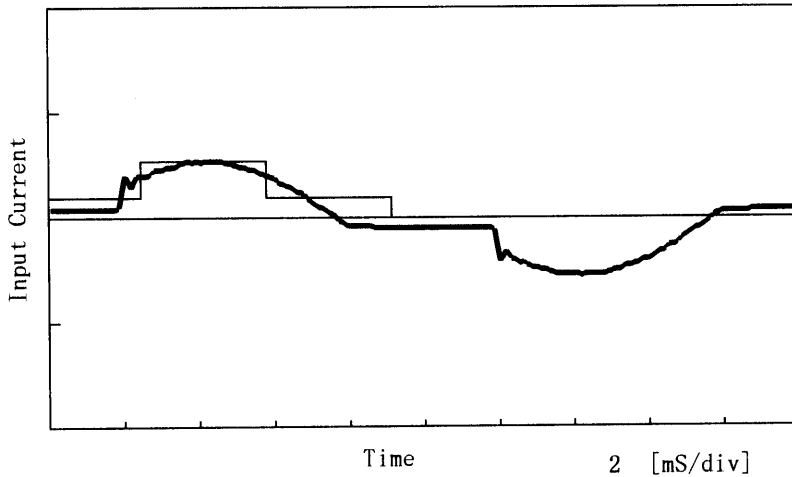


Model	LEA50F-24	Temperature	25°C
Item	Harmonic Current 高調波電流	Testing Circuitry	Figure E
Object			

1. Input Current Waveform

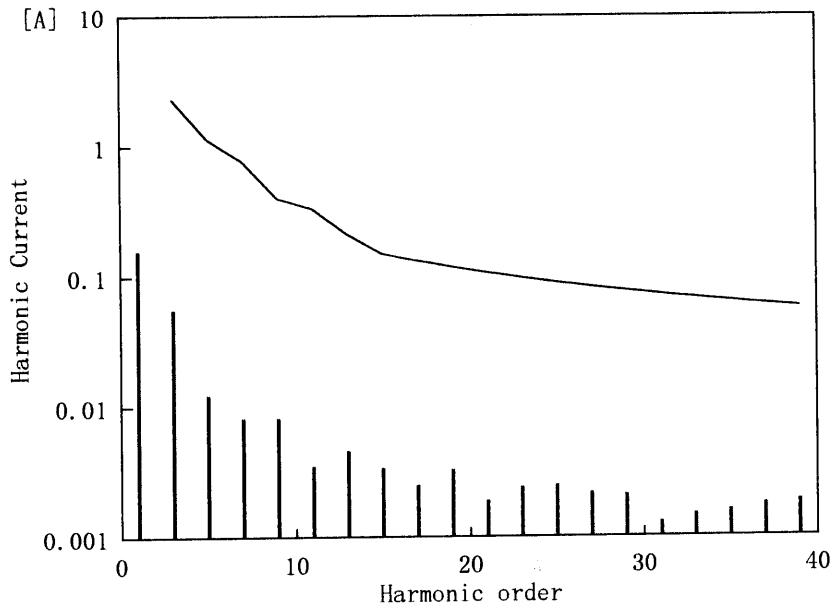
Input Current
 Envelope of the input current to classify equipment as Class D
 クラスDの機器を決定するための入力電流包絡線

0.5 A/div



Conditions	Values
Input Voltage [V]	230.5
Input Current [A]	0.169
Active Power [W]	33.2
Apparent Power [VA]	39.1
Frequency [Hz]	50
Power Factor	0.849
Output Power [W]	25.2

2. Harmonic Current



Harmonic Current
 高調波電流
 Limits for Class A equipment
 クラスAの機器に対する限度値

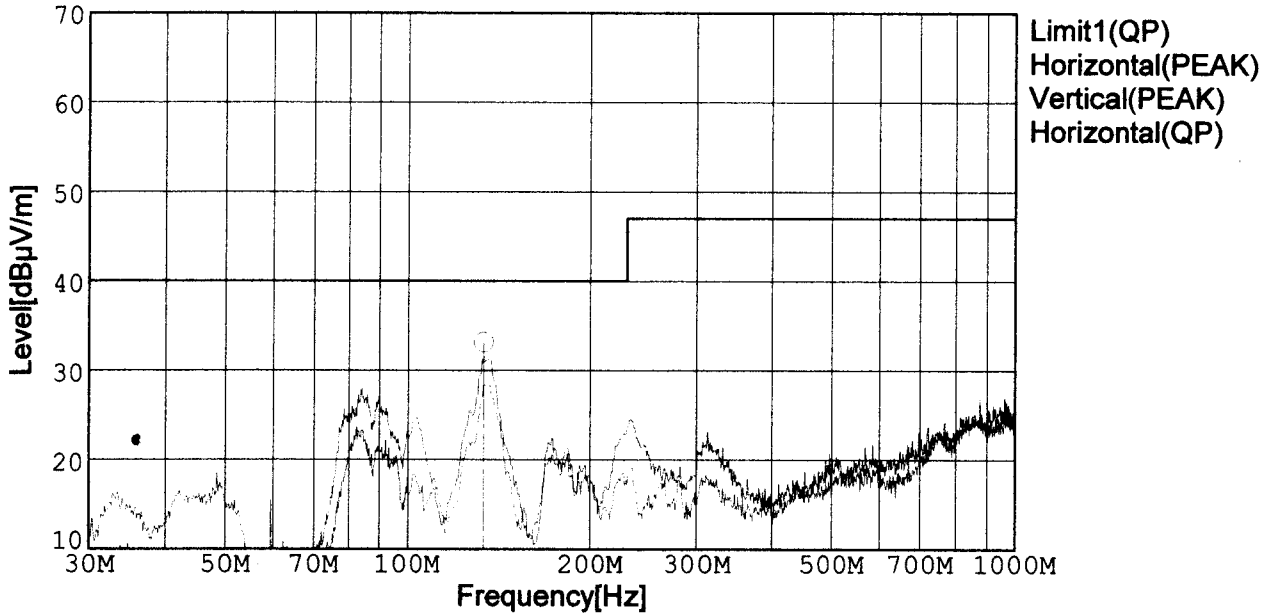
Harmonics order 高調波次数	Limits 限度値 [A]	Values 測定値 [A]
1	—	0.15890
2	—	0.00030
3	2.29501	0.05570
4	—	0.00010
5	1.13753	0.01230
6	—	0.00010
7	0.76833	0.00820
8	—	0.00010
9	0.39913	0.00820
10	—	0.00000
11	0.32928	0.00350
12	—	0.00010
13	0.20954	0.00460
14	—	0.00010
15	0.14967	0.00340
16	—	0.00010
17	0.13207	0.00250
18	—	0.00000
19	0.11816	0.00330
20	—	0.00010
21	0.10691	0.00190
22	—	0.00010
23	0.09761	0.00240
24	—	0.00010
25	0.08980	0.00250
26	—	0.00010
27	0.08315	0.00220
28	—	0.00000
29	0.07742	0.00210
30	—	0.00000
31	0.07242	0.00130
32	—	0.00000
33	0.06803	0.00150
34	—	0.00000
35	0.06415	0.00160
36	—	0.00010
37	0.06068	0.00180
38	—	0.00010
39	0.05757	0.00190
40	—	0.00000



RADIATED EMISSION

Model Name : LEA50F-24
 Model No. :
 Serial No. :
 Temperature : 25deg C
 Detector : PEAK/QP
 Points : 1
 Polarization : Horizontal
 Limit1: [CISPR 22] Class B<3m>

Humidity : 45%
 Comment : AC230V, Io=100%
 Tested by : T.Noda
 Date : 1999/1/27 21:34
 EMI Receiver(s) : R3261A,ESPC



Frequency [MHz]	Meter Reading [dBµV]	Antenna Factor[dB]	Cable Loss[dB]	Level [dBµV/m]	Angle[°]	Height [cm]	Pola.	Limit [dBµV/m]	Margin [dB]
133.427	46.9	-27.9	14.2	33.2	130	148	Hori.	40.0	6.8



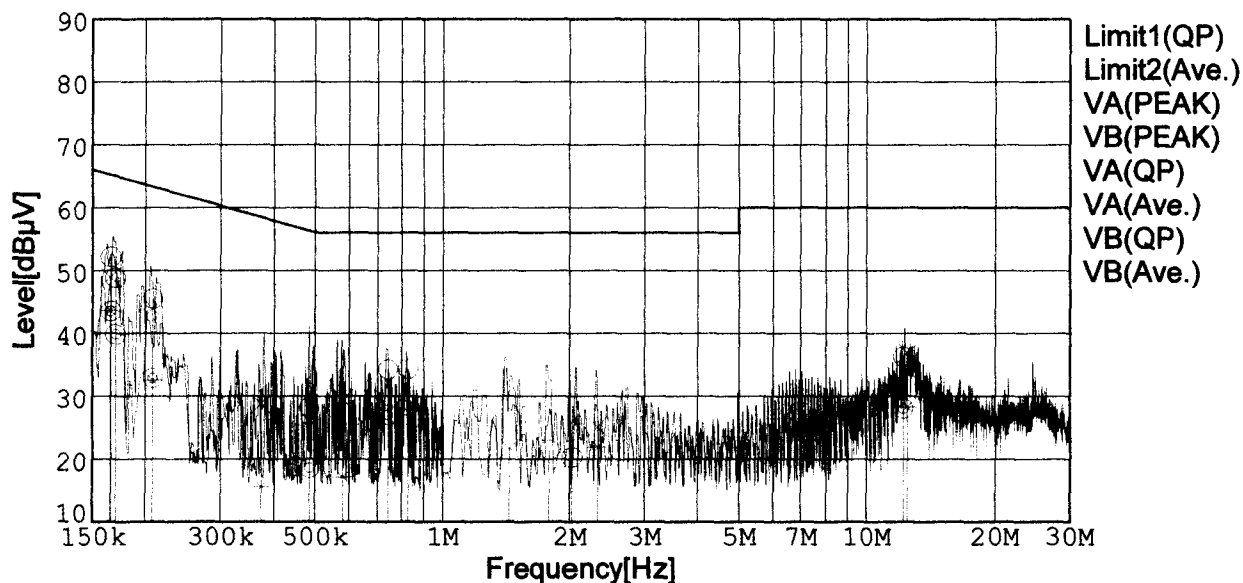
LINE CONDUCTION

Model Name : LEA50F-24
 Model No. :
 Serial No. :
 Temperature : 25deg C
 Detector : PEAK/QP/Ave.
 Points : 16
 Line Mode : VA/VB

Humidity : 45%
 Comment : AC230V,lo=100%
 Tested by : T.Noda

Date : 1999/1/27 22:01
 EMI Receiver(s) : R3261A,ESPC

Limit1: [CISPR Pub22] Class B(QP)
 Limit2: [CISPR Pub22] Class B(Ave.)



Frequency [MHz]	Meter Reading (QP) [dBµV]	Meter Reading (Ave.) [dBµV]	Factor [dB]	Level (QP) [dBµV]	Level (Ave.) [dBµV]	Line	Limit (QP) [dBµV]	Limit (Ave.) [dBµV]	Margin (QP)[dB]	Margin (Ave.) [dB]
0.1697	38.5	29.5	10.3	48.8	39.8	VA	65.0	55.0	16.2	15.2
0.1654	41.8	33.2	10.3	52.1	43.5	VA	65.2	55.2	13.1	11.7
0.2081	35.2	22.5	10.3	45.5	32.8	VA	63.3	53.3	17.8	20.5
0.4849	17.9	8.3	10.2	28.1	18.5	VA	56.3	46.3	28.2	27.8
0.7425	24.1	16.9	10.1	34.2	27.0	VA	56.0	46.0	21.8	19.0
0.8285	24.2	18.4	10.1	34.3	28.5	VA	56.0	46.0	21.7	17.5
12.1924	25.8	17.5	10.5	36.3	28.0	VA	60.0	50.0	23.7	22.0
0.1651	38.6	33.3	10.3	48.9	43.6	VB	65.2	55.2	16.3	11.6
0.2084	33.6	22.2	10.3	43.9	32.5	VB	63.3	53.3	19.4	20.8
0.3729	18.5	5.4	10.2	28.7	15.6	VB	58.4	48.4	29.7	32.8
0.5804	19.3	6.9	10.2	29.5	17.1	VB	56.0	46.0	26.5	28.9
2.3102	15.0	11.8	10.1	25.1	21.9	VB	56.0	46.0	30.9	24.1
12.4466	26.4	17.8	10.5	36.9	28.3	VB	60.0	50.0	23.1	21.7