

ABNORMAL TEST RESULT

OF MODEL LCA100S-5

1. Did Cheese Cloth or Paper Glow?

No.

2. Did Ground Fuse Open?

No.

3. Dielectric breakdown

No.

4. Other Results

See the following pages (1/10~10/10).

There was no emission of flame, molten metal, ignition of cheesecloth, dielectric breakdown, opening of the ground fuse, other indication of a shock or fire hazard.

ABNORMAL TEST RESULT

Component	Mode	Comment	Output Voltage (V)
C11	Short	F11 opened, No hazard.	0V
	Open	Normal operation.	
C14	Short	F11 opened, No hazard.	0V
	Open	Normal operation.	
C15	Short	F11 opened, No hazard.	0V
	Open	Normal operation.	
C21	Short	Normal operation.	
	Open	Normal operation.	
C22	Short	No hazard.	0V
	Open	F11 opened, No hazard.	0V
C23	Short	Normal operation.	
	Open	Normal operation.	
C24	Short	No hazard.	0V
	Open	No hazard.	0V
C25	Short	Normal operation.	
	Open	Normal operation.	
C26	Short	Normal operation.	
	Open	Normal operation.	
C51	Short	No hazard.	
	Open	Normal operation.	

ABNORMAL TEST RESULT

Component	Mode	Comment	Output Voltage (V)
C52	Short	No hazard.	
	Open	Normal operation.	
C53	Short	No hazard.	0V
	Open	Normal operation.	
C54	Short	No hazard.	0V
	Open	Normal operation.	
C55	Short	No hazard.	0V
	Open	Normal operation.	
C57	Short	Output voltage decreased. No hazard.	
	Open	Normal operation.	
C58	Short	No hazard.	0V
	Open	Normal operation.	
D11	Short	Normal operation.	
	Open	R12 opened. No hazard.	0V
D22	Short	No hazard.	0V
	Open	Output voltage decreased. No hazard.	
D23	Short	Normal operation.	
	Open	Normal operation.	
F11	Short	Normal operation.	
	Open	No hazard.	0V

ABNORMAL TEST RESULT

Component	Mode	Comment		Output Voltage (V)
IC21	Short	1-2	Normal operation.	
	Open	1	No hazard.	0V
IC21	Short	2-3	No hazard.	0V
	Open	2	No hazard.	0V
IC21	Short	3-4	Normal operation.	
	Open	3	No hazard.	0V
IC21	Short	4-5	Normal operation.	
	Open	4	Normal operation.	
IC21	Short	5-6	Normal operation.	
	Open	5	No hazard.	0V
IC21	Short	6-7	Normal operation.	
	Open	6	Normal operation.	
IC21	Short	7-8	No hazard.	0V
	Open	7	Normal operation.	
IC21	Open	8	No hazard.	0V
IC21	Short	9-10	No hazard.	0V
	Open	9	No hazard.	0V
IC21	Short	10-11	No hazard.	0V
	Open	10	F11 opened, No hazard.	0V


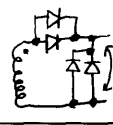
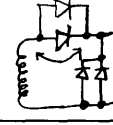
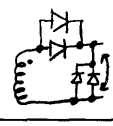
ABNORMAL TEST RESULT

Component	Mode		Comment	Output Voltage (V)
IC21	Short	11-12	Output voltage decreased No hazard.	
	Open	11	Output voltage decreased No hazard.	
IC21	Short	12-13	Normal operation.	
	Open	12	Normal operation.	
IC21	Short	13-14	Normal operation.	
	Open	13	No hazard.	0V
IC21	Short	14-15	Normal operation.	
	Open	14	Normal operation.	
IC21	Short	15-16	No hazard.	0V
	Open	15	Normal operation.	
IC21	Open	16	No hazard.	0V
IC51	Short	K-R	Output voltage decreased No hazard.	
	Open	K	No hazard.	0V
IC51	Short	R-A	Output voltage increased No hazard.	
	Open	R	No hazard.	0V
IC51	Short	A-K	Output voltage decreased No hazard.	
	Open	A	No hazard.	0V

ABNORMAL TEST RESULT

Component	Mode	Comment	Output Voltage (V)
L11	Short	F11 opened. No hazard.	0V
	Open	No hazard.	0V
L12	Short	Normal operation.	
	Open	No hazard.	0V
L51	Short	Output voltage decreased No hazard.	
	Open	No hazard.	0V
PC21	Short	LED	Normal operation.
	Open		Normal operation.
PC21	Short	TR	No hazard.
	Open		Normal operation.
PC22	Short	LED	No hazard.
	Open		No hazard.
PC22	Short	TR	No hazard.
	Open		No hazard.

ABNORMAL TEST RESULT

Component	Mode	Comment	Output Voltage (V)
SS11	Short	F11 opened. No hazard.	0V
	Open	No hazard.	0V
SS51 	Short	No hazard.	0V
	Open	Normal operation.	
SS51 	Short	No hazard.	0V
	Open	Normal operation.	
SS52 	Short	No hazard.	0V
	Open	Normal operation.	
SS52 	Short	No hazard.	0V
	Open	Normal operation.	
T11 ⑤-⑥	Short	No hazard.	0V
	Open	No hazard.	0V
T11 ②-③	Short	Output voltage decreased. No hazard.	
	Open	Output voltage decreased. No hazard.	0V
T11 ⑩⑪⑫ -⑦⑧⑨	Short	Output voltage decreased. No hazard.	
	Open	No hazard.	0V
T11 ①-⑤	Short	No hazard.	0V
	Open	R12 opened. No hazard.	0V

ABNORMAL TEST RESULT

Component	Mode	Comment		Output Voltage (V)
TR21	Short	D-S	F11 opened. No hazard.	0V
	Open	D	No hazard.	0V
TR21	Short	S-G	No hazard.	0V
	Open	S	F11, R12 opened. TR21 broken. No hazard.	0V
TR21	Short	G-D	F11, R12 opened. TR21 broken. No hazard.	0V
	Open	G	F11, R12 opened. TR21 broken. No hazard.	0V
ZD21	Short	No hazard.		0V
	Open	Normal operation.		
ZD51	Short	No hazard.		0V
	Open	Normal operation.		
SCR11	Short	G-K	R12 opened. No hazard.	0V
	Open	G	R12 opened. No hazard.	0V
SCR11	Short	A-K	Normal operation.	
	Open	K	R12 opened. No hazard.	0V
SCR11	Short	G-A	R12 opened. No hazard.	0V
	Open	A	R12 opened. No hazard.	0V

ABNORMAL TEST RESULT

Component	Mode	Comment	Output Voltage (V)
R11	Open	Normal operation.	
R12	Open	Normal operation.	
R13	Open	Normal operation.	
R14	Open	R12 opened. No hazard.	
R21	Open	Normal operation.	
R22	Open	No hazard.	0V
R23	Open	No hazard.	0V
R24	Open	Output voltage decreased. No hazard.	
R25	Open	Normal operation.	
R26	Open	Output voltage decreased. No hazard.	
R27	Open	F11, R12 opened. TR21 broken. No hazard.	0V
R28	Open	Normal operation.	
R29	Open	Output voltage decreased. No hazard.	
R30	Open	Normal operation.	
R31	Open	Normal operation.	
R32	Open	Output voltage decreased. No hazard.	

ABNORMAL TEST RESULT

Component	Mode	Comment	Output Voltage (V)
R31	Open	Normal operation.	
R32	Open	Normal operation	
R51	Open	Normal operation.	
R52	Open	Normal operation.	
R53	Open	Normal operation.	
R54	Open	Normal operation.	
R55	Open	No hazard.	0V
R56	Open	Normal operation.	
R57	Open	Normal operation.	
R58	Open	No hazard.	0V
R59	Open	Output voltage decreased. No hazard.	
VR51	Open	Output voltage decreased. No hazard.	