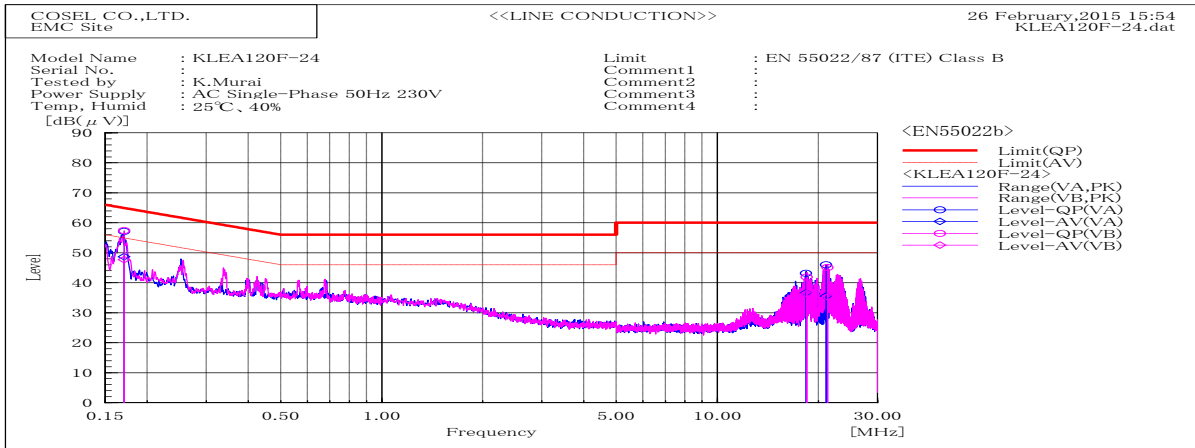
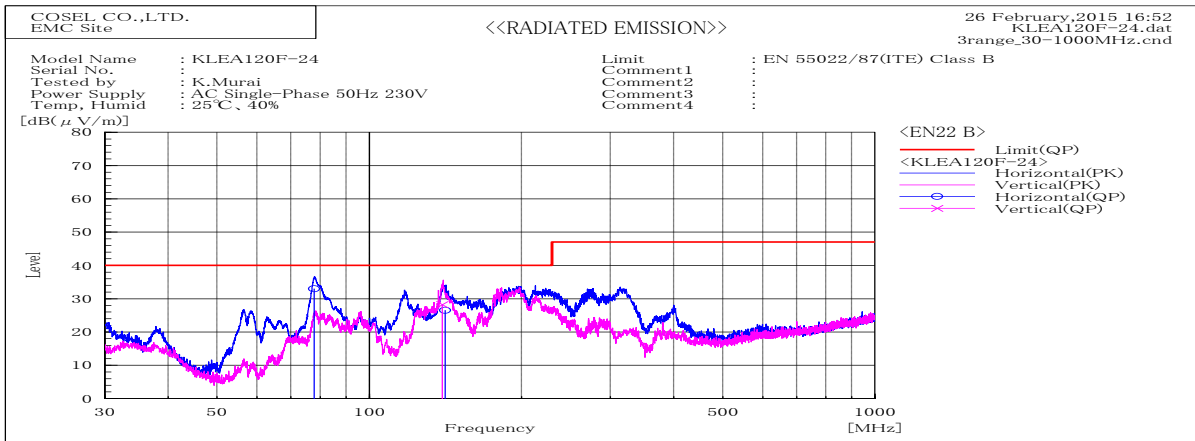


DATA SHEET		Date	27-Mar-15
Model	KLEA120F-24	Temp.	25 degreeC
Test	EMI Line conduction & Radiated emission	Humid.	40 %RH
		Tested by	K.Murai



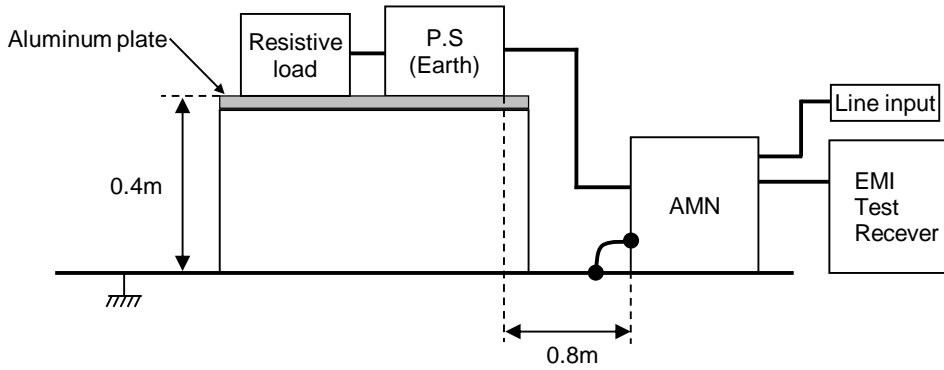
Frequency MHz	Line Phase	Reading dB(uV)		Factor dB	Level dB(uV/m)		Limit dB(uV/m)		Margin dB		Pass/Fail	Remark
		QP	AV		QP	AV	QP	AV	QP	AV		
0.17071	VB	37.2	27.5	20.2	57.4	47.7	64.9	54.9	7.5	7.2	Pass	
0.17102	VA	36.9	28.5	20.2	57.1	48.7	64.9	54.9	7.8	6.2	Pass	
18.35145	VA	21.9	15.4	21.2	43.1	36.6	60	50	16.9	13.4	Pass	
18.45085	VB	20.7	15.2	21.2	41.6	36.4	60	50	18.1	13.6	Pass	
21.07945	VA	24.8	14.3	21.2	46	35.5	60	50	14	14.5	Pass	
21.2968	VB	23.9	14	21.2	45.1	35.2	60	50	14.9	14.8	Pass	



Frequency MHz	Polarization	Reading dB(uV)	Space Loss dB	Level dB(mW)	Limit dB(mW)	Margin dB	Pass/Fail	Height cm	Angle deg	Remark
		QP		QP	QP	QP				
77.841	H	51.9	-18.9	33	40	7	Pass	121	196	
139.372	V	41.8	-13.5	28.3	40	11.7	Pass	157	246	
141.272	H	43.4	-16.9	26.5	40	13.5	Pass	103	8	

DATA SHEET		Date	27-Mar-15
Model	Circuit used for measurement	Temp.	25 degreeC
Test	EMI Line conduction & Radiated emission	Humid.	40 %RH
		Tested by	K.Murai

1. Line conduction



2. Radiated emission

