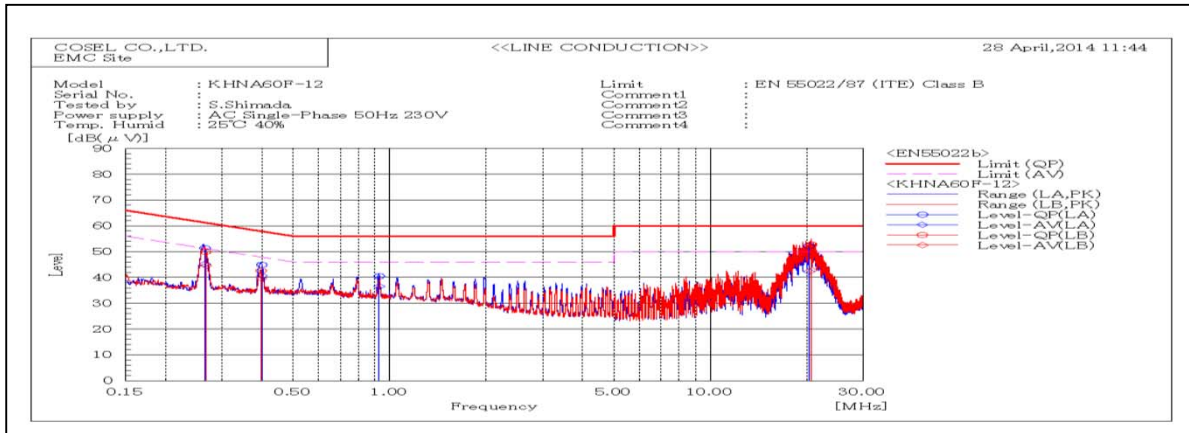
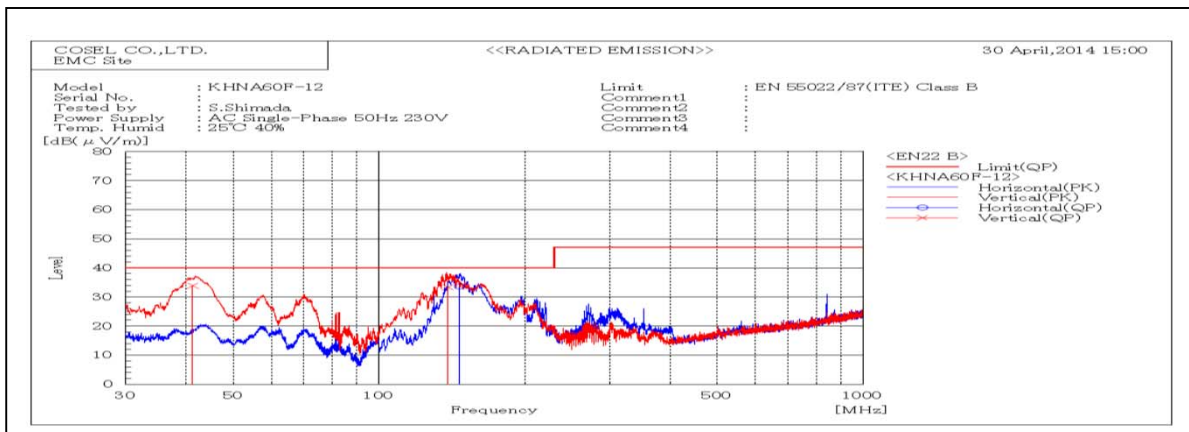


DATA SHEET		Date	06-Jun-14
Model	KHNA60F-12	Temp.	25 degreeC
Test	EMI Line conduction & Radiated emission	Humid.	40 %RH
		Tested by	S.Shimada



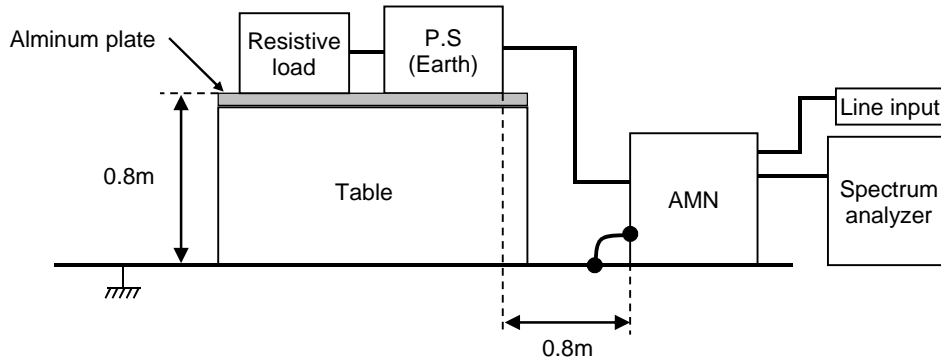
Frequency MHz	Line Phase	Reading dB(μV)		Factor dB	Level dB(μV)		Limit dB(μV)		Margin dB		Pass/Fail	Remark
		QP	AV		QP	AV	QP	AV	QP	AV		
0.26515	LA	31.3	25.1	20.1	51.4	45.2	61.3	51.3	9.9	6.1	Pass	
0.26679	LB	29.9	24.5	20.1	50.0	44.6	61.2	51.2	11.2	6.6	Pass	
0.39888	LA	24.9	20.7	20.0	44.9	40.7	57.9	47.9	13.0	7.2	Pass	
0.39735	LB	22.6	19.6	20.0	42.6	39.6	57.9	47.9	15.3	8.3	Pass	
0.92752	LA	20.4	16.5	20.1	40.5	36.6	56.0	46.0	15.5	9.4	Pass	
20.3465	LA	31.2	21.3	21.0	52.2	42.3	60.0	50.0	7.8	7.7	Pass	
20.7374	LB	31.8	21.8	21.0	52.8	42.8	60.0	50.0	7.2	7.2	Pass	



Frequency MHz	Polarization	Stability	Reading dB(μV)		Space Loss dB	Level dB(mW)		Margin dB	Pass/Fail	Height cm	Angle deg	Remark
			QP			QP	QP					
41.236	V	Stable	46.5	-12.7	33.8	40	6.2	Pass	105	295		
138.991	V	Stable	46.9	-13.6	33.3	40	6.7	Pass	157	129		
146.794	H	Stable	49.3	-15.7	33.6	40	6.4	Pass	153	254		

DATA SHEET		Date	06-Jun-14
Model	Circuit used for measurement	Temp.	25 degreeC
Test	EMI Line conduction & Radiated emission	Humid.	40 %RH
		Tested by	S.Shimada

**1. Line conduction**



**2. Radiated emission**

