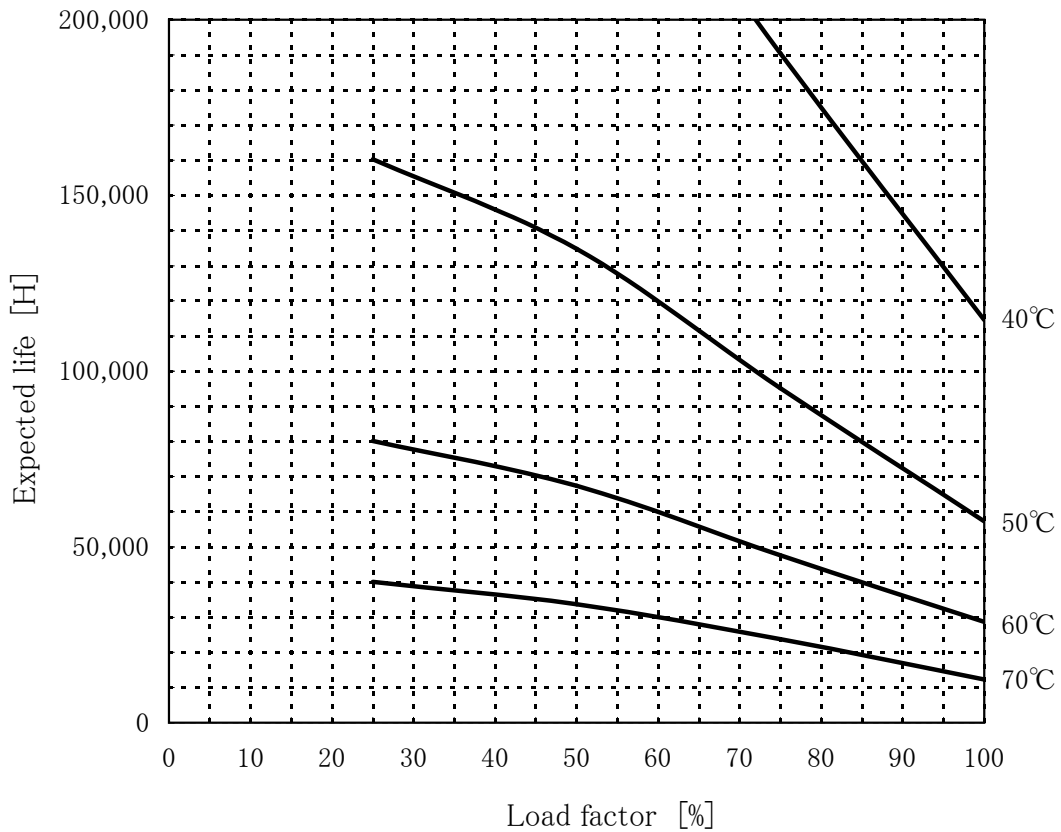


KHNA120F-24 Expected Life : 推定寿命



- Above expected life time is calculated according our calculation standard.
上記推定寿命は、当社算出基準に従い算出したものです。
- Over the area of 100,000 hours, the degradation of sealing rubber, etc., is not included in the calculation.
10万時間以上の領域では、封口ゴムの劣化等の影響は、計算式には含まれていません。
- Please refer derating curve shown in instruction manual about the maximum value of ambient temperature.
周囲温度の上限は、取扱説明書のディレーティング表をご参照ください。

Conditions

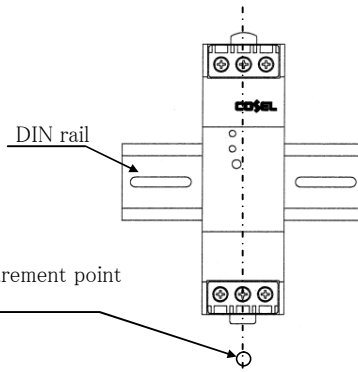
(1)Input voltage AC85~169V 60Hz

(2)Output voltage/
current

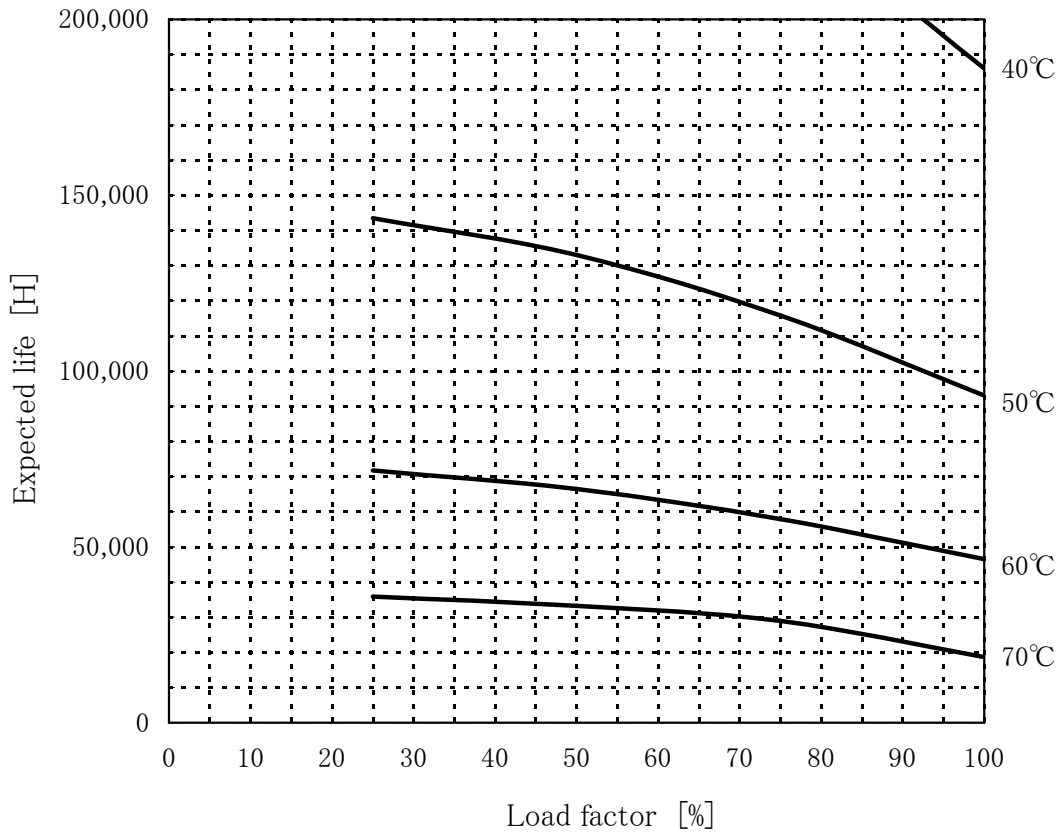
DC OUTPUT	Load factor			
	100%	75%	50%	25%
24V	5A	3.75A	2.5A	1.25A
—	—	—	—	—
—	—	—	—	—

(3)Cooling method Convection

(4)Mounting orientation (A) Refer below



KHNA120F-24 Expected Life : 推定寿命



- Above expected life time is calculated according our calculation standard.
上記推定寿命は、当社算出基準に従い算出したものです。
- Over the area of 100,000 hours, the degradation of sealing rubber, etc., is not included in the calculation.
10万時間以上の領域では、封口ゴムの劣化等の影響は、計算式には含まれていません。
- Please refer derating curve shown in instruction manual about the maximum value of ambient temperature.
周囲温度の上限は、取扱説明書のデレーティング表をご参照ください。

Conditions

(1)Input voltage AC170~264V 60Hz

(2)Output voltage/
current

DC OUTPUT	Load factor			
	100%	75%	50%	25%
24V	5A	3.75A	2.5A	1.25A
—	—	—	—	—
—	—	—	—	—

(3)Cooling method Convection

(4)Mounting orientation (A) Refer below

