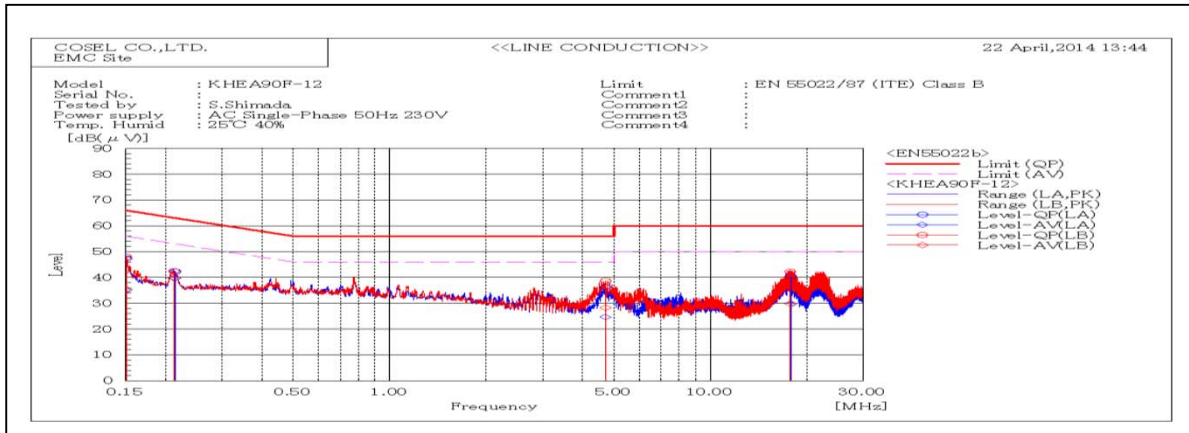
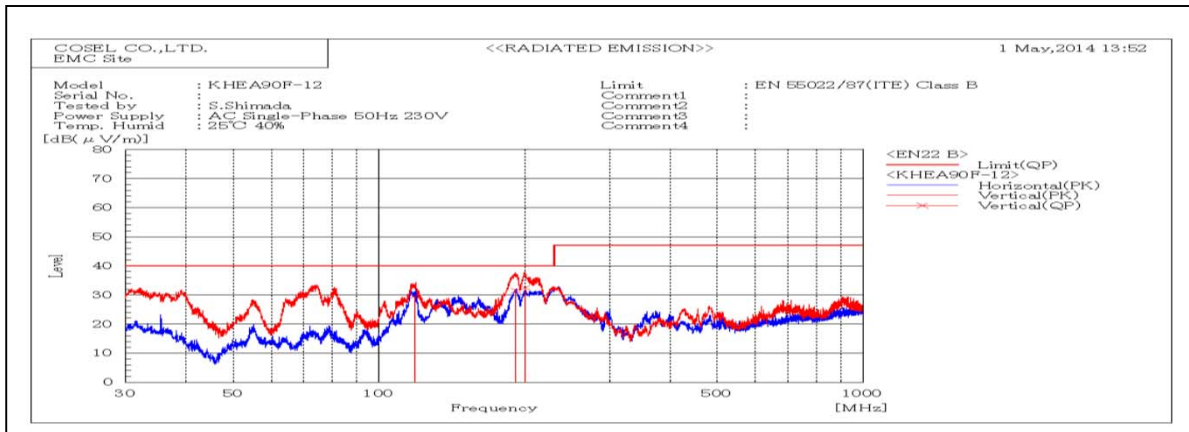


DATA SHEET		Date	06-Jun-14
Model	KHEA90F-12	Temp.	25 degreeC
Test	EMI Line conduction & Radiated emission	Humid.	40 %RH
		Tested by	S.Shimada



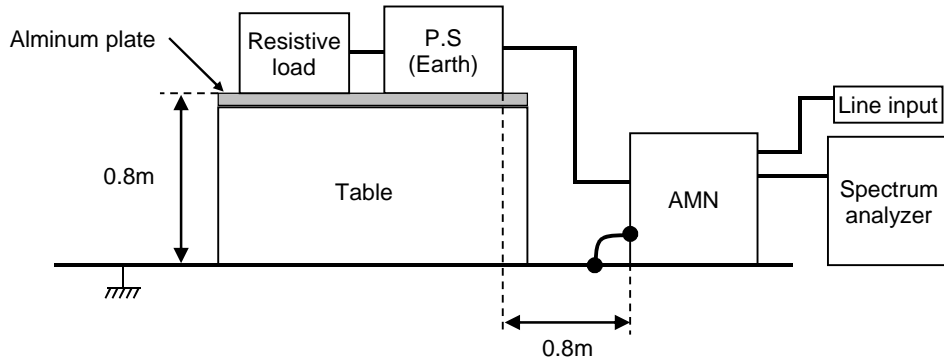
Frequency MHz	Line Phase	Reading dB(μV)		Factor dB	Level dB(μV)		Limit dB(μV)		Margin dB		Pass/Fail	Remark
		QP	AV		QP	AV	QP	AV	QP	AV		
0.1505	LB	27.9	15.4	20.2	48.1	35.6	66.0	56.0	17.9	20.4	Pass	
0.15082	LA	27.2	14.9	20.2	47.4	35.1	66.0	56.0	18.6	20.9	Pass	
0.21205	LB	22.4	19.8	20.1	42.5	39.9	63.1	53.1	20.6	13.2	Pass	
0.21444	LA	22.2	19.7	20.1	42.3	39.8	63.0	53.0	20.7	13.2	Pass	
4.71533	LB	18.4	7.9	20.3	38.7	28.2	56.0	46.0	17.3	17.8	Pass	
4.70804	LA	16.0	4.4	20.3	36.3	24.7	56.0	46.0	19.7	21.3	Pass	
17.7723	LB	21.4	9.0	20.9	42.3	29.9	60.0	50.0	17.7	20.1	Pass	
17.8635	LA	19.7	8.8	20.9	40.6	29.7	60.0	50.0	19.4	20.3	Pass	



Frequency MHz	Polarization	Stability	Reading dB(μV)		Space Loss dB	Level dB(mW)		Margin dB	Pass/Fail	Height cm	Angle deg	Remark
			QP			QP	QP					
118.399	V	Stable	46.5	-17.0	29.5	40	10.5	Pass	107	3		
191.854	V	Stable	47.3	-15.8	31.5	40	8.5	Pass	105	279		
200.27	H	Stable	48.0	-15.6	32.4	40	7.6	Pass	105	285		

DATA SHEET		Date	06-Jun-14
Model	Circuit used for measurement	Temp.	25 degreeC
Test	EMI Line conduction & Radiated emission	Humid.	40 %RH
		Tested by	S.Shimada

1. Line conduction



2. Radiated emission

