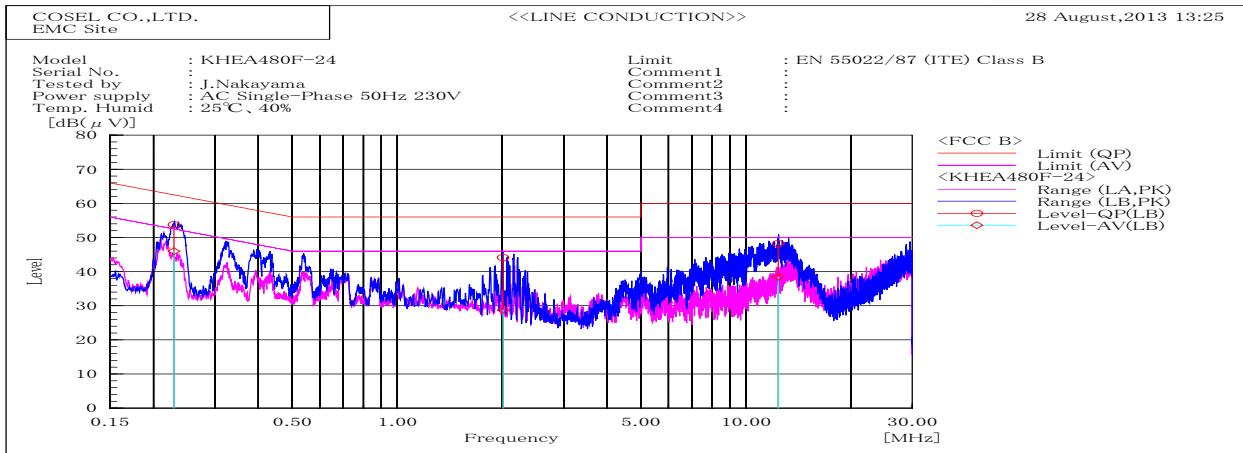
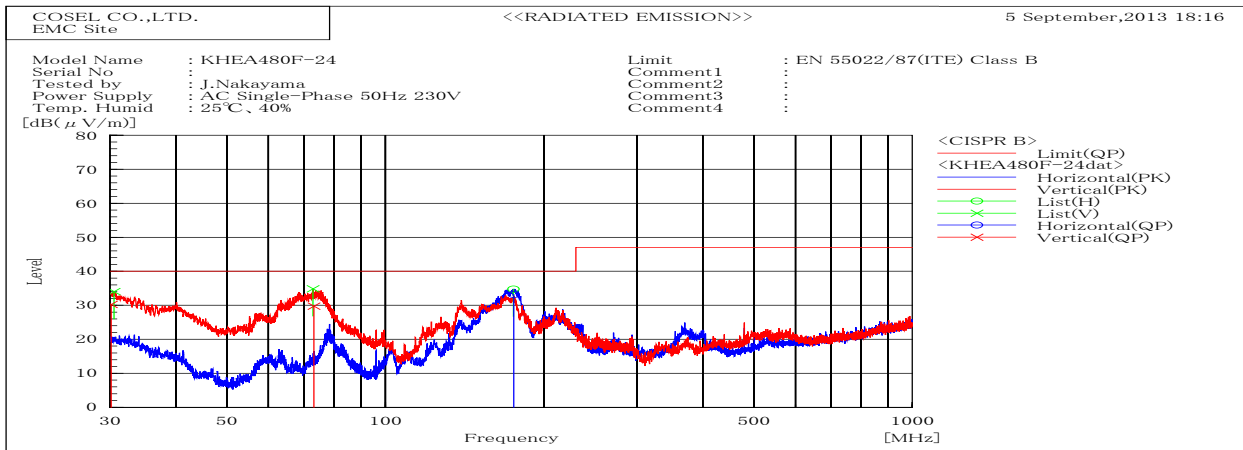


DATA SHEET		Date	29-Nov-13
Model	KHEA480F-24	Temp.	25 degreeC
Test	EMI Line conduction & Radiated emission	Humid.	40 %RH
		Tested by	J.Nakayama



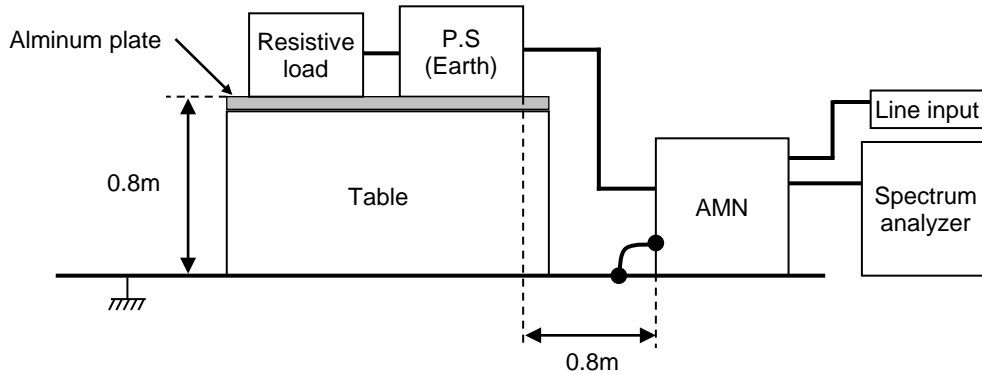
Frequency MHz	Line Phase	Reading dB(uV)		Factor dB	Level dB(uV)		Limit dB(uV)		Margin dB		Pass/Fail	Remark
		QP	AV		QP	AV	QP	AV	QP	AV		
0.22892	VB	36.8	29	17	53.8	46	62.5	52.5	8.7	6.5	Pass	
2.01331	VB	26.5	11.1	17.6	44.1	28.7	56	46	11.9	17.3	Pass	
12.39265	VB	28.8	19	19.4	48.2	38.4	60	50	11.8	11.6	Pass	



Frequency MHz	Polarization	Reading dB(uV)	Space Loss dB	Level dB(mW)	Limit dB(mW)	Margin dB	Pass/Fail	Height cm	Angle deg	Remark
		QP		QP	QP	QP				
30.178	V	40.8	-10.5	30.3	40	9.7	Pass	107	39	
73.111	V	47	-17.3	29.7	40	10.3	Pass	106	71	
175.303	H	46	-12.8	33.2	40	6.8	Pass	154	188	

DATA SHEET		Date	29-Nov-13
Model	Circuit used for measurement	Temp.	25 degreeC
Test	EMI Line conduction & Radiated emission	Humid.	40 %RH
		Tested by	J.Nakayama

1. Line conduction



2. Radiated emission

