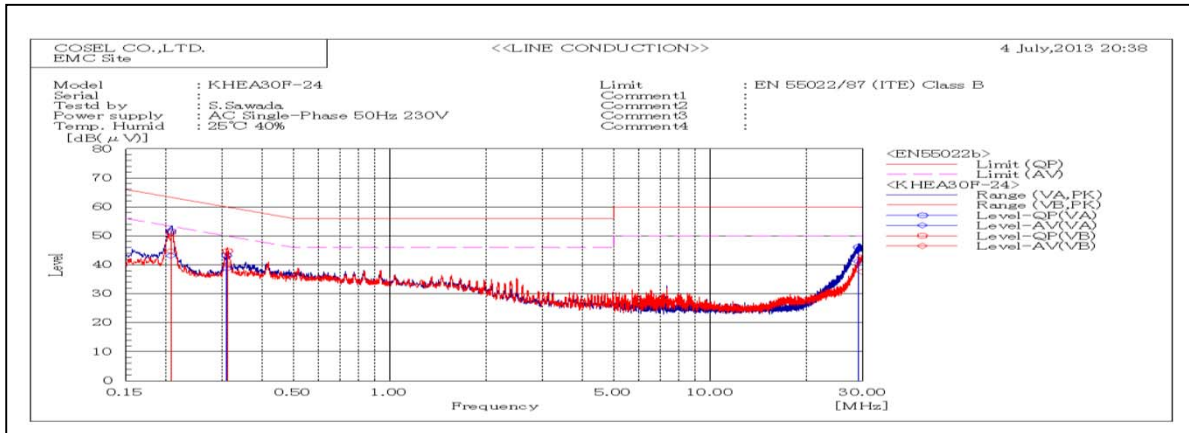
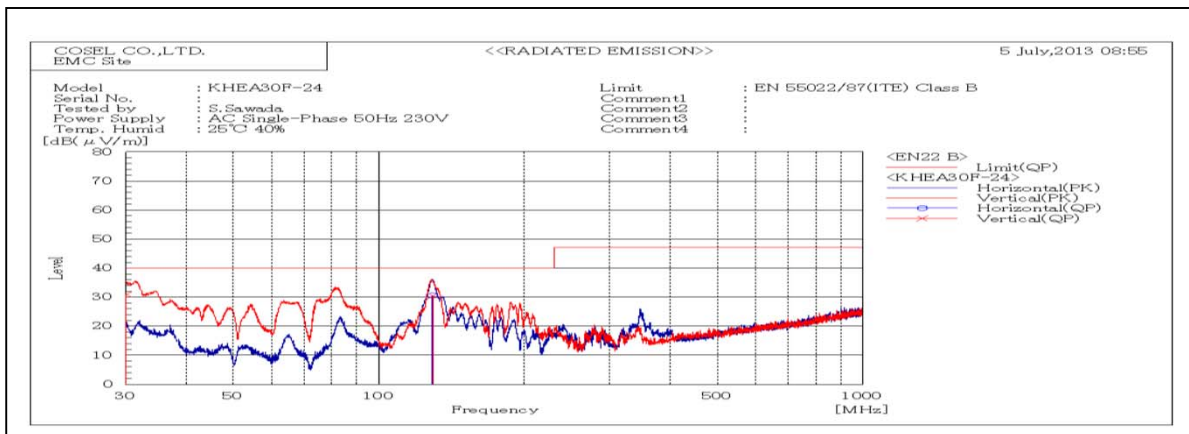


DATA SHEET		Date	08-Nov-13
Model	KHEA30F-24	Temp.	25 degreeC
Test	EMI Line conduction & Radiated emission	Humid.	40 %RH
		Tested by	S.Sawada



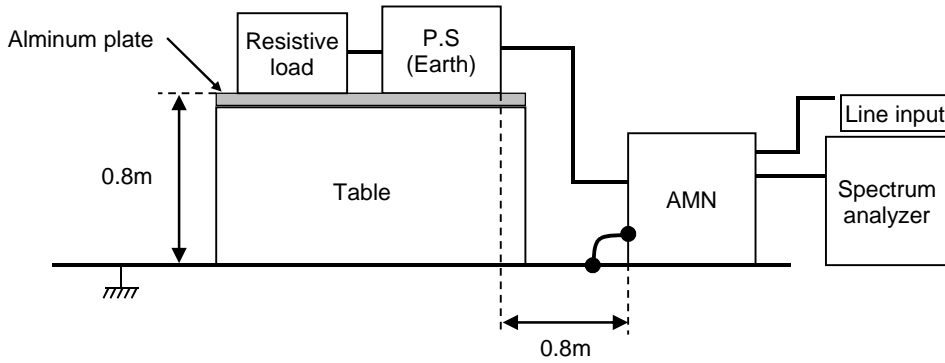
Frequency MHz	Line Phase	Reading dB(uV)		Factor dB	Level dB(uV)		Limit dB(uV)		Margin dB		Pass/Fail	Remark
		QP	AV		QP	AV	QP	AV	QP	AV		
0.20716	LB	30.9	24.5	20.2	51.1	44.7	63.3	53.3	12.2	8.6	Pass	
0.20751	LA	31.4	23.0	20.2	51.6	43.2	63.3	53.3	11.7	10.1	Pass	
0.30957	LA	23.1	18.7	20.1	43.2	38.8	60.0	50.0	16.8	11.2	Pass	
0.3119	LB	24.6	20.0	20.1	44.7	40.1	59.9	49.9	15.2	9.8	Pass	
29.01775	LA	25.3	20.4	20.8	46.1	41.2	60.0	50.0	13.9	8.8	Pass	
29.92015	LB	21.7	16.7	20.9	42.6	37.6	60.0	50.0	17.4	12.4	Pass	



Frequency MHz	Polarization	Stability	Reading dB(uV)	Space Loss dB	Level dB(mW)		Margin dB	Pass/Fail	Height cm	Angle deg	Remark
			QP		QP	QP					
30.023	V	Stable	44.5	-13.5	31.0	40.0	9.0	Pass	104.0	354.0	
128.821	V	Stable	48.0	-19.7	30.4	40.0	9.6	Pass	102.0	180.0	
129.184	H	Stable	50.3	-17.6	30.6	40.0	9.4	Pass	158.0	216.0	

DATA SHEET		Date	08-Nov-13
Model	Circuit used for measurement	Temp.	25 degreeC
Test	EMI Line conduction & Radiated emission	Humid.	40 %RH
		Tested by	S.Sawada

1. Line conduction



2. Radiated emission

