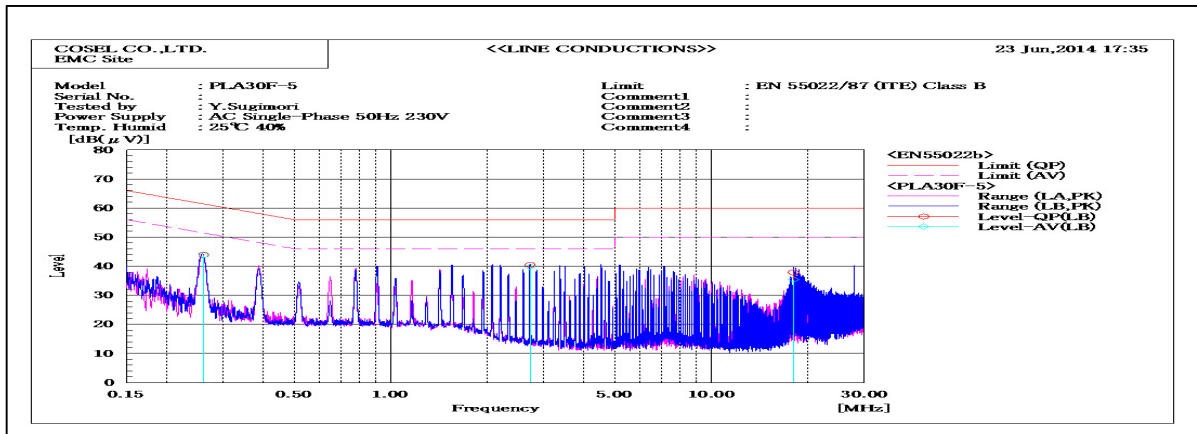
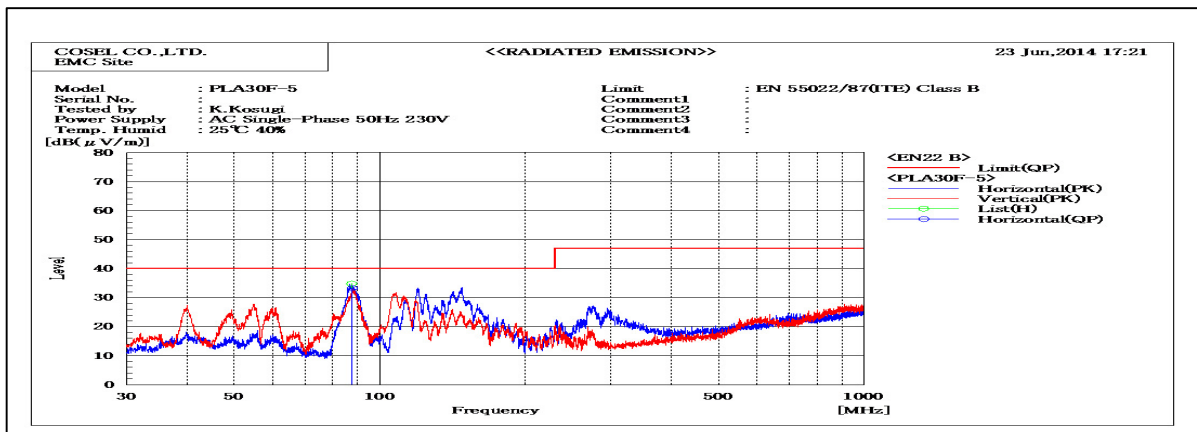




DATA SHEET		Date	02-Jul-14
Model	PLA30F-5	Temp.	25 degreeC
Test	EMI Line conduction & Radiated emission	Humid.	40 %RH
		Tested by	Y.Sugimori



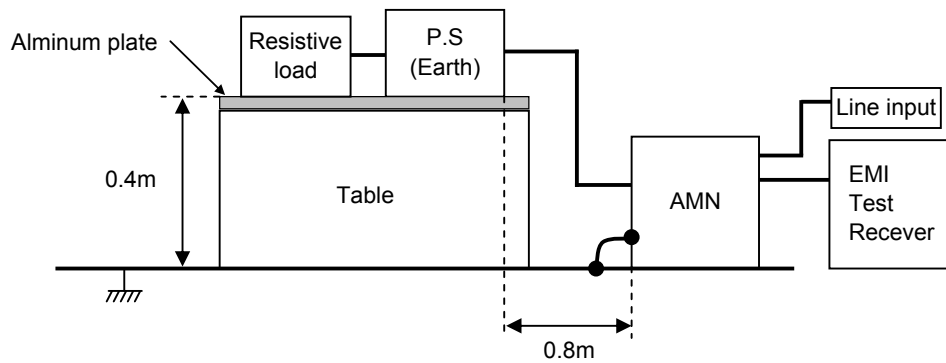
Frequency MHz	Line Phase	Reading dB(uV)		Factor dB	Level dB(uV)		Limit dB(uV)		Margin dB		Pass/Fail	Remark
		QP	AV		QP	AV	QP	AV	QP	AV		
0.26083	LB	36.7	36.6	7.2	43.9	43.8	61.4	51.4	17.5	7.6	Pass	
2.72265	LB	32.6	32	7.8	40.4	39.8	56	46	15.6	6.2	Pass	
18.02585	LB	26.8	24.3	11.1	37.9	35.4	60	50	22.1	14.6	Pass	



Frequency MHz	Polarization	Reading dB(uV)	Space Loss dB	Level dB(mW)	Limit dB(mW)	Margin dB	Pass/Fail	Height cm	Angle deg	Remark
		QP		QP	QP					
87.694	H	51.2	-18	33.2	40	6.8	Pass	198	205	

DATA SHEET		Date	02-Jul-14
Model	Circuit used for measurement	Temp.	25 degreeC
Test	EMI Line conduction & Radiated emission	Humid.	40 %RH
		Tested by	Y.Sugimori

1. Line conduction



2. Radiated emission

