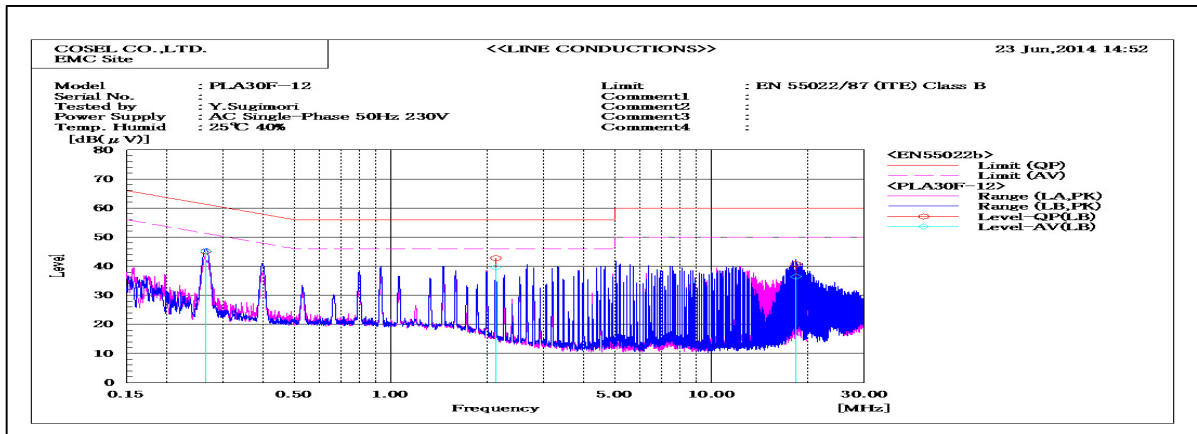
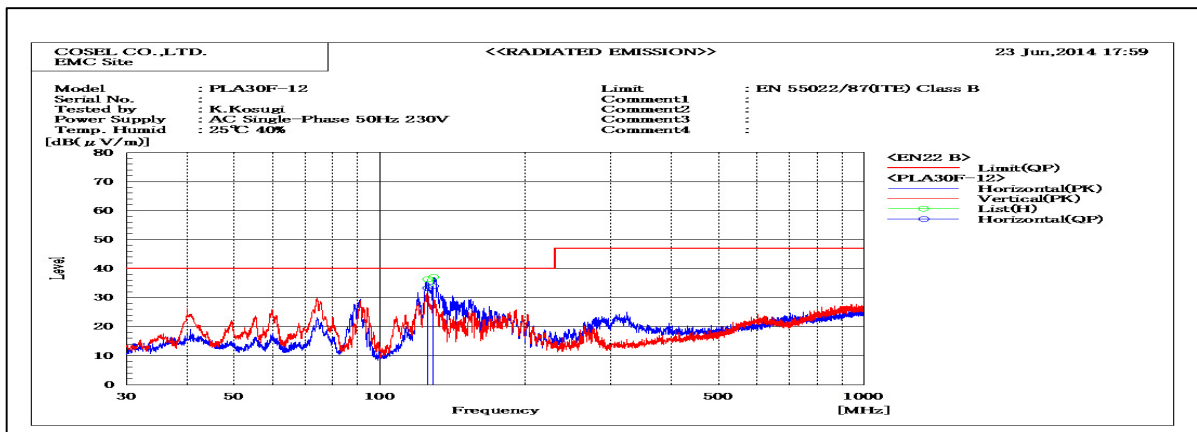




DATA SHEET		Date	02-Jul-14
Model	PLA30F-12	Temp.	25 degreeC
Test	EMI Line conduction & Radiated emission	Humid.	40 %RH
		Tested by	Y.Sugimori



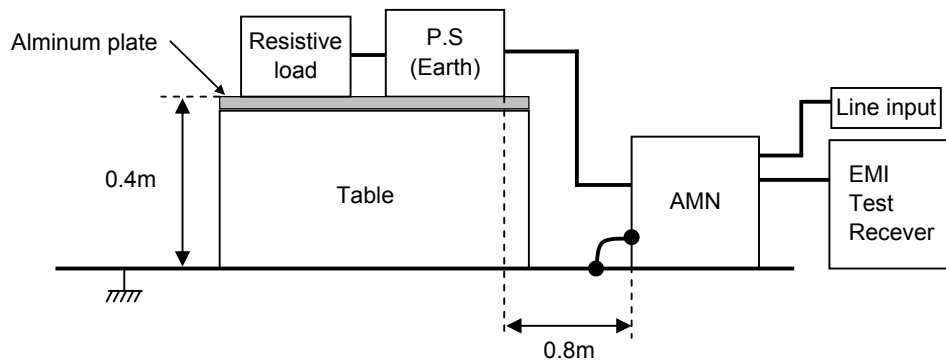
Frequency MHz	Line Phase	Reading dB(uV)		Factor dB	Level dB(uV)		Limit dB(uV)		Margin dB		Pass/Fail	Remark
		QP	AV		QP	AV	QP	AV	QP	AV		
2.12828	LB	35.1	32	7.7	42.8	39.7	56	46	13.2	6.3	Pass	
18.35425	LB	29.5	25.2	11.2	40.7	36.4	60	50	19.3	13.6	Pass	
0.26448	LB	37.9	38	7.2	45.1	45.2	61.3	51.3	16.2	6.1	Pass	



Frequency MHz	Polarization	Reading dB(uV)	Space Loss dB	Level dB(mW)	Limit dB(mW)	Margin dB	Pass/Fail	Height cm	Angle deg	Remark
		QP		QP	QP					
128.98	H	45.7	-11.8	33.9	40	6.1	Pass	182	242	
125.51	H	45.3	-12	33.3	40	6.7	Pass	182	242	

DATA SHEET		Date	02-Jul-14
Model	Circuit used for measurement	Temp.	25 degreeC
Test	EMI Line conduction & Radiated emission	Humid.	40 %RH
		Tested by	Y.Sugimori

1. Line conduction



2. Radiated emission

